

# UNECE Transport Statistics Activities

**Alex Blackburn**

**Secretary, Working Party on Transport Statistics**

*Working Party on Inland Water Transport (SC.3)*

*Geneva, 4-6 October 2017*



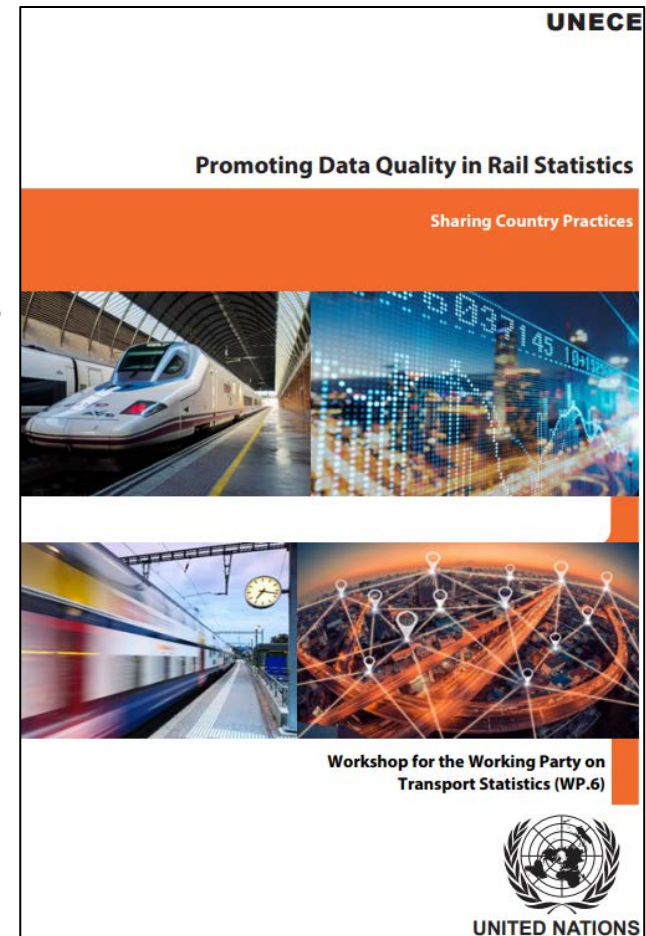
# Overview

- **WP.6 in 2017**
- **Data Collection and Dissemination**
  - **IWW Statistics collected**
  - **New E-Road Census Map Dissemination**
- **Methodology**
  - **Transport Glossary Group of Experts**



## WP.6 in June 2017

- Half-day workshop on collecting rail statistics
  - Details at <http://tiny.cc/UNECE-Rail-Stats>
- Glossary revision process elaborated, establishing an Informal Group of Experts to provide input
- Pilot questionnaires approved/extended



# Data Collection

- **Web common questionnaire (with ITF/OECD and Eurostat)**
  - Covers infrastructure, vehicle fleet and traffic levels
  - Road, rail, inland waterways, pipelines
  - Always open to receive data, but we now send reminders every Autumn
- **Road accidents questionnaire to countries not covered by the CARE database**



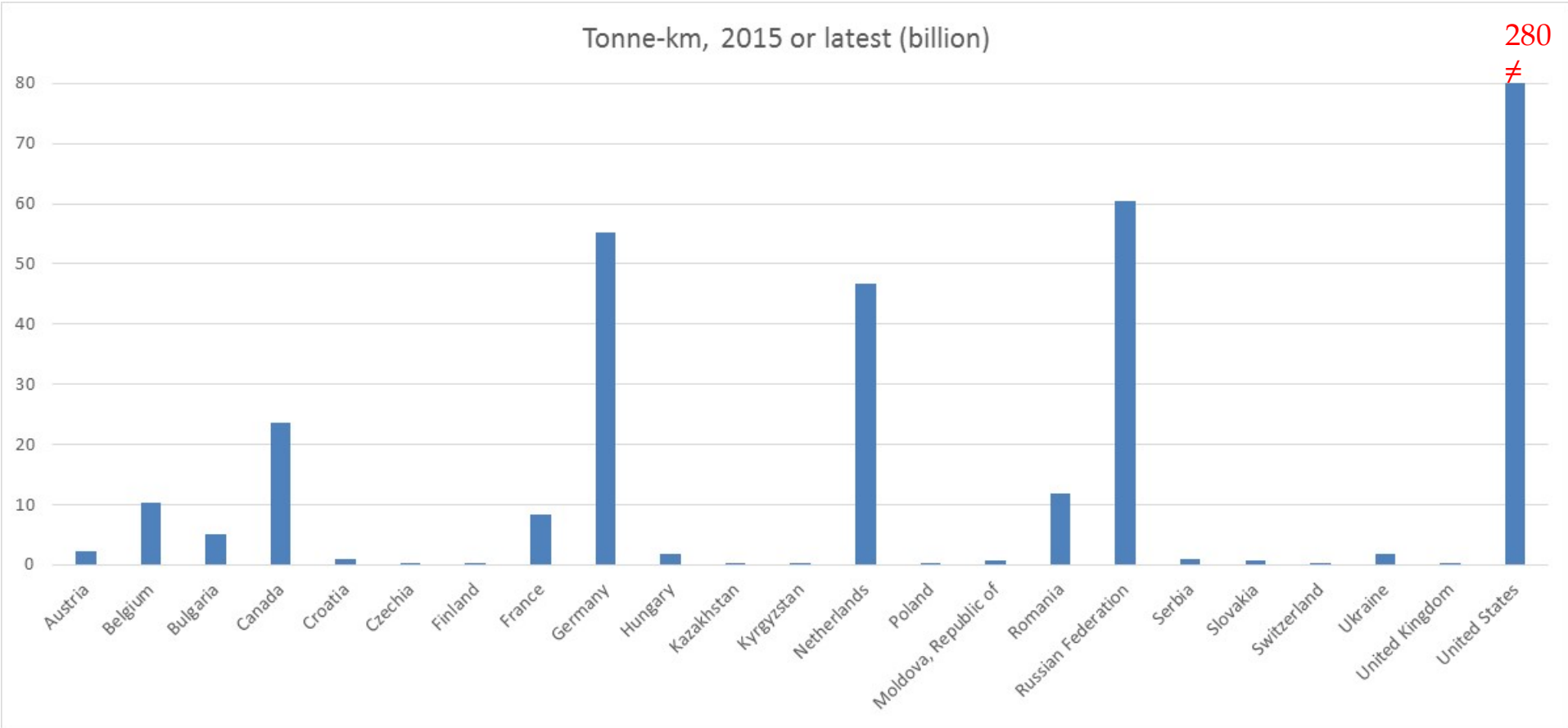
# IWW Data

- **Total tonnes carried and Tonne-km**
  - **Broken down by national transport, international transport (loaded and unloaded), transit by IWW, push/tow and self-propelled vessels**
- **Number, power and capacity of vessels**
  - **Broken down by year of construction**



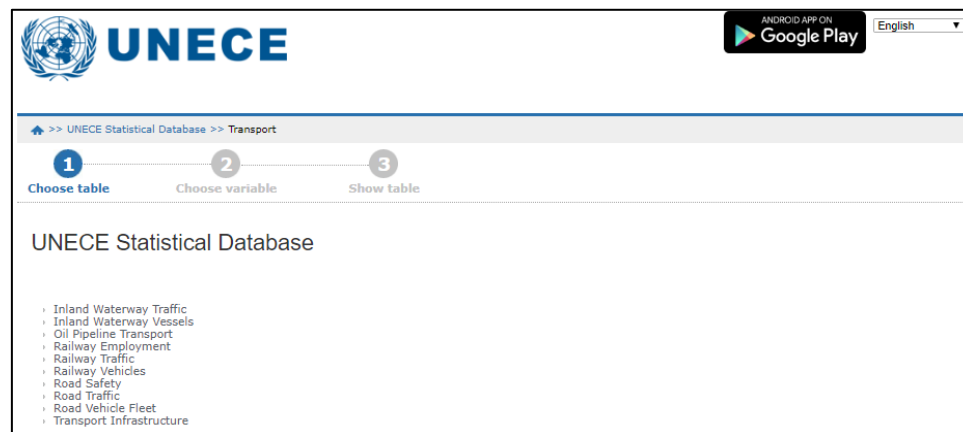
# IWW Data

Tonne-km, 2015 or latest (billion)



# Improved Data Disseminated Online

- **Country data now published ~3 times a year, last update in September**
- **Many more indicators added, and dissemination cubes simplified in August**
- **Download data here: <http://w3.unece.org/PXWeb/en>**



The screenshot shows the UNECE Statistical Database website. At the top left is the UNECE logo. To the right is a banner for the Android app on Google Play and a language dropdown menu set to English. Below the header is a breadcrumb trail: >> UNECE Statistical Database >> Transport. A progress indicator shows three steps: 1. Choose table (active), 2. Choose variable, and 3. Show table. The main content area is titled 'UNECE Statistical Database' and lists several categories with expandable arrows: Inland Waterway Traffic, Inland Waterway Vessels, Oil Pipeline Transport, Railway Employment, Railway Traffic, Railway Vehicles, Road Safety, Road Traffic, Road Vehicle Fleet, and Transport Infrastructure.




# Two Main Publications

## Inland Transport Statistics

- Latest version published in June

## Road Accident Statistics

- Latest version to be published in October

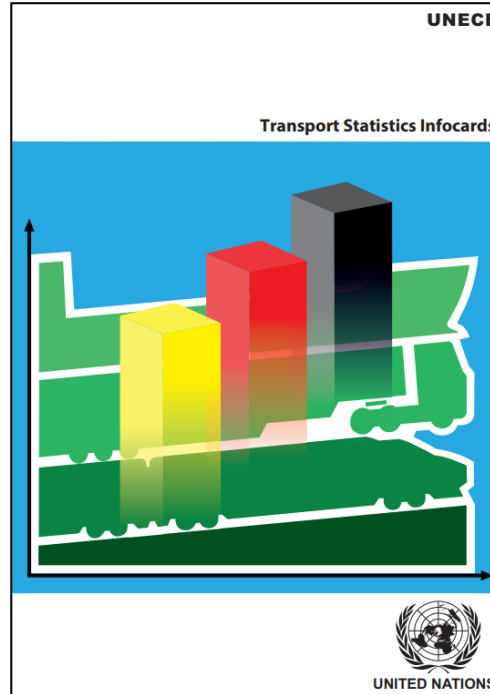
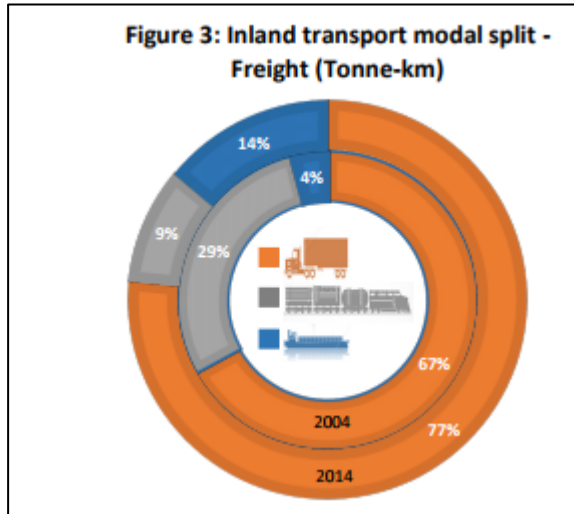


All available from <https://www.unece.org/trans/resources/publications/transport-statistics.html>





# Infocards: Published with ITC



| Road deaths per        |    |
|------------------------|----|
| Million inhabitants    | 91 |
| 100,000 passenger cars | 22 |

**Transport Statistics Infocard**  
Bulgaria

Area: 110,993 km<sup>2</sup> • Inhabitants: 7,223,937 (2014)  
Contracting Party to 25 UN Transport Conventions under the purview of UNECE Inland Transport Committee. Contracting Party to 15 UN Road Safety Conventions.

| Road and rail traffic  | 2014    |
|--|---------|
| Number of passenger cars (thousand)                                | 3,014.0 |
| Motorization rate (No. of passenger cars per thousand inhabitants) | 417     |
| Passenger-km by road (million)                                     | 11,447  |
| Tonne-km by road (million)   | 27,922  |
| Passenger-km by rail (million)                                     | 1,702   |
| Tonne-km by rail (million)   | 3,439   |
| Tonne-km by Inland Waterways (million)                             | 5,074   |

| Road casualty statistics | 2014  |
|--------------------------|-------|
| Fatalities               | 600   |
| Injured                  | 8,639 |
| Injury accidents         | 7,018 |

| Road deaths per        |    |
|------------------------|----|
| Million inhabitants    | 91 |
| 100,000 passenger cars | 22 |

| Severity of road traffic accidents    |    |
|---------------------------------------|----|
| Fatalities per 1,000 injury accidents | 94 |

**Figure 1: Passenger-km by road and by rail (million)**

| Year | Road (million) | Rail (million) |
|------|----------------|----------------|
| 2004 | 13,009         | 2,404          |
| 2014 | 11,447         | 1,702          |

**Figure 2: Casualties (fatalities and injuries, per million inhabitants) Δ ± 1,000**

**Figure 3: Inland transport modal split - Freight (Tonne-km)**

**Figure 4: Evolution of the severity of road traffic accidents (Fatalities per 1,000 injury accidents)**

Source: UNECE Transport Statistics Database.  
Note: UNECE in figures 2 and 4 refers to the average value of UNECE member States providing data.

Analysis prepared under the auspices of the Inland Transport Committee's Working Party on Transport Statistics (WP.6)

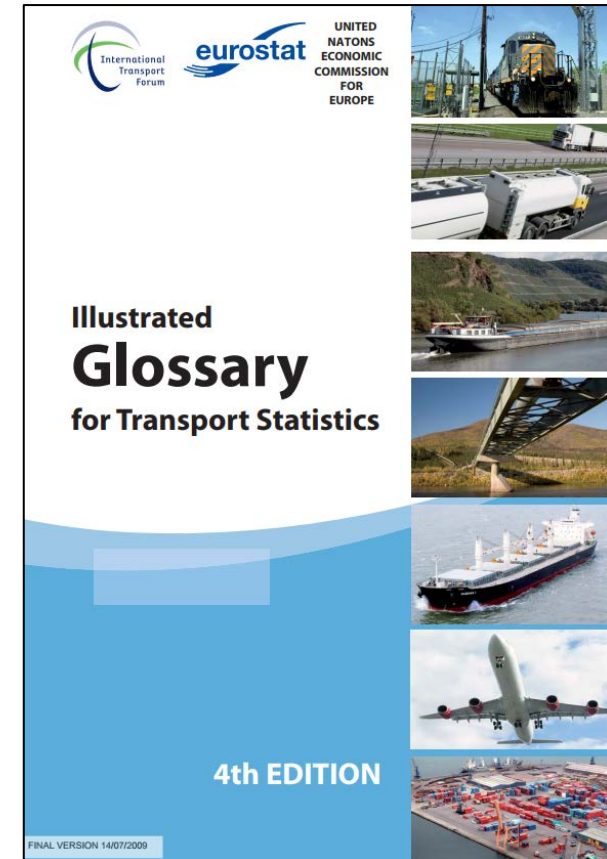
# E-Road Census: Interactive European map



<https://www.unece.org/trans/areas-of-work/transport-statistics/statistics-and-data-online/e-roads/traffic-census-map.html>

# Glossary Revision

- **Glossary first published 1994. Joint publication with ITF and Eurostat**
- **Covers ALL Modes**
  - Infrastructure
  - Transport equipment
  - Traffic
  - Safety
  - Ancillary topics: economic performance, employment, energy consumption
- **4th Edition published 2009. Work now starting on 5th**



# Glossary revision process

- **Informal Group of Experts established under WP.6**
- **Experts from 13 countries, covering most modes (not pipeline or inter-modal), and many international organisations (incl. Sava River Basin Commission)**
- **Collaboration starting with review of existing definitions and agreeing process, meetings to follow; a long process expected**
- **More inputs from Inland Waterway Experts welcome!**



# Glossary revision process

**New:**  
Maritime  
Accidents

**New:**  
Environmental  
Impact

**New:**  
Passenger  
Mobility

**Improve**  
geographical  
scope

**Review**  
existing  
definitions

**Thank you! Questions?**  
**[Alexander.Blackburn@UNECE.org](mailto:Alexander.Blackburn@UNECE.org)**  
**[stat.trans@unece.org](mailto:stat.trans@unece.org)**

