



WP 6
17th - 19th June 2015

Transport Safety Statistics

(administrative data)

Hans Strelow

Eurostat

hans.strelow@ec.europa.eu

Overview

- **Rail**

<http://www.era.europa.eu/>

- **Road**

http://ec.europa.eu/transport/road_safety/specialist/statistics/index_en.htm

- **Air**

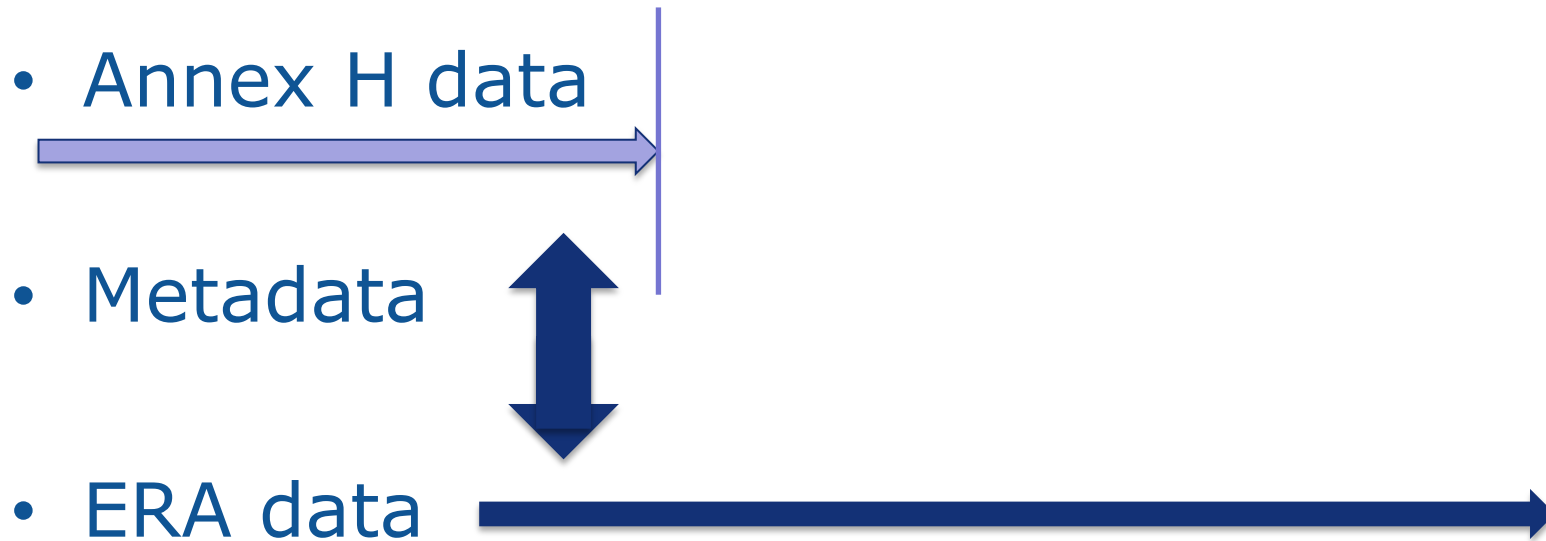
www.easa.europa.eu/

- **Maritime**

www.emsa.europa.eu/








RAIL

Planned results



RAIL

locating tables with ERA data in the Eurobase table-tree: dedicated 'horizontal' section

- [-]  Transport safety (tran_sf)
 - [+]  Rail transport safety (tran_sf_rail) 
 -  Rail accidents by type of accident (ERA data) (tran_sf_railac)
 -  Rail accidents victims by type of accident (ERA data) (tran_sf_railvi)
 -  Rail accidents involving the transport of dangerous goods (ERA data) (tran_sf_raildg)
 -  Suicides involving railways (ERA data) (tran_sf_railsu)

<http://ec.europa.eu/eurostat/data/database>

Eurostat - Data Explorer

http://appsso.eurostat.ec.europa.eu/nui/show.do?dataset=tran_sf_railvi&lang=en

Important legal notice
v3.0.3.4-20150504-5575b-PROD_EUROBASE

Explanatory texts (metadata) Information Download Preview Bookmark Demo Help Login

Rail accidents victims by type of accident (ERA data) [tran_sf_railvi]

Last update: 12-11-2014

Table Customization [show](#)

TIME: [] + GEO: [] + UNIT: Number [] +
 ACCIDENT: Total [] + VICTIM: Killed [] + PERS_INV: Total []

TIME	2006	2007	2008	2009	2010	2011	2012	2013
European Union (28 countries)	:	:	:	:	1,272	1,207	1,133	1,130
Belgium	20	38	21	16	34	27	18	15
Bulgaria	36	27	44	28	16	37	21	12
Czech Republic	52	25	44	26	48	29	26	24
Denmark	18	8	11	14	9	4	8	8
Germany (until 1990)	192	180	164	170	146	140	138	137
Estonia	:	14	8	10	12	9	7	4
Ireland	0	2	3	1	3	1	0	1
Greece	38	18	17	22	29	13	18	9
Spain	56	65	46	31	37	25	27	105
France	98	82	94	76	69	88	71	85
Croatia	:	:	:	:	27	26	14	18
Italy	79	68	64	81	71	65	69	62
Latvia	30	28	29	17	22	13	18	14
Lithuania	34	36	40	33	31	26	19	17
Luxembourg	:	:	:	3	0	0	0	3
Hungary	63	80	115	92	82	84	72	102
Netherlands	16	20	20	14	10	14	16	17
Austria	46	52	39	34	30	35	33	26
Poland	311	357	308	365	283	320	271	227
Portugal	52	58	47	37	37	14	24	26

Special value:
: not available

Source of data: Eurostat

Breakdown:

- Total
- Railway passengers
- Railway employees
- Level-crossing users
- Unauthorised persons
- Other persons

Eurostat - Data Explorer

http://appsso.eurostat.ec.europa.eu/nui/show.do?dataset=tran_sf_railac&lang=en

Important legal notice
v3.0.3.4-20150504-5575b-PROD_EUROBASE

Explanatory texts (metadata) Information Download Preview Bookmark Demo Help Login

Rail accidents by type of accident (ERA data) [tran_sf_railac]

Last update: 12-11-2014

Table Customization [show](#)

TIME GEO UNIT
 ACCIDENT
 Total

GEO	2006	2007	2008	2009	2010	2011	2012	2013
Greece	70	53	40	42	39	24	18	14
Spain	77	98	80	51	45	42	51	52
France	431	413	453	171	155	154	136	146
Croatia	:	:	:	:	45	39	42	33
Italy	152	130	116	119	103	108	107	100
Latvia	63	51	61	40	41	35	25	26
Lithuania	66	83	68	55	44	33	26	24
Luxembourg	:	:	:	7	3	1	0	3
Hungary	409	162	155	180	142	147	152	186
Netherlands	28	33	26	22	24	29	30	36
Austria	106	104	97	88	79	84	87	73
Poland	928	976	889	523	449	488	379	328
Portugal	89	93	73	43	42	27	36	48
Romania	419	370	411	304	271	217	215	180
Slovenia	70	61	65	19	21	11	14	13
Slovakia	199	222	217	236	85	84	96	94
Finland	52	21	27	26	23	14	19	12
Sweden	51	56	46	46	69	54	47	43
United Kingdom	85	110	104	104	62	78	75	84
Channel Tunnel	:	0	2	1	1	2	2	1
Norway	16	12	15	17	20	36	19	30
Switzerland	:	:	:	74	69	67	60	62

Special value:
: not available













Source of data: Eurostat

Breakdown:

- Total accidents
- Collisions
- Derailments
- Level crossing acc.
- Rolling stock in motion
- Fire in rolling stock
- Other

ROAD

locating tables with CARE data in the Eurobase - Transport - Multimodal data (tran) -

-   Transport safety (tran_sf)
 -  Road transport safety (tran_sf_road) 
 -  Persons killed in road accidents by sex (CARE data) (tran_sf_roadse) 
 -  Persons killed in road accidents by road user (CARE data) (tran_sf_roadus) 
 -  Persons killed in road accidents by age (CARE data) (tran_sf_roadag) 
 -  Persons killed in road accidents by type of road (CARE data) (tran_sf_roadro) 

<http://ec.europa.eu/eurostat/data/database>



eurostat

Persons killed in road accidents by sex (CARE data)

[tran_sf_roadse]

Last update: 19-01-2015

Table Customization [show](#)

+
 +
 UNIT: +
 + SEX
 +

	TIME	2006	2007	2008	2009	2010	2011	2012	2013
GEO									
Croatia	:	:	619	664	548	426	418	393	368
Italy	18	5,669	5,131	4,725	4,237	4,114	3,860	3,753	3,385
Cyprus	:	:	89	82	71	60	71	51	44
Latvia	42	407	419	316	254	218	179	177	179
Luxembourg	47	43	46	35	48	32	33	34	45
Hungary	78	1,303	1,232	996	822	740	638	605	591
Malta	17	11	12	9	15	13	:	:	:
Netherlands	50	730	709	677	644	537	546	562	476
Austria	58	730	691	679	633	552	523	531	:
Poland	44	5,243	5,583	5,437	4,572	3,908	4,189	3,571	:
Portugal	47	969	974	885	840	937	891	718	637
Romania	29	2,587	2,800	3,065	2,796	2,377	2,018	2,042	1,861
Slovenia	58	262	293	214	171	138	141	130	:
Slovakia	06	614	661	606	384	371	:	:	:
Finland	79	336	380	344	279	272	292	255	258
Sweden	40	445	471	397	358	266	:	:	260
United Kingdom	36	3,298	3,059	2,645	2,337	1,905	1,960	1,802	1,770
Iceland	19	31	15	12	17	8	12	9	15
Liechtenstein	2	0	1	1	1	:	:	:	:
Norway	24	242	233	255	212	208	168	145	187
Switzerland	09	370	384	357	349	327	320	339	269

Special value:
: not available

AIR

- Cooperation with EASA
- Administrative Agreement to disseminate EASA data through Eurobase recently signed
- Four new tables with air accident casualties in different aviation categories are about to go online
- Metadata with definitions will be available in parallel
- Fifth table foreseen: number of accidents

- European Commission Eurostat NavTreeStaging
 - International trade
 - Transport
 - Horizontal multi-modal information (tran)
 - Transport safety (tran_sf)
 - Road transport safety (tran_sf_road) M
 - Air transport safety (tran_sf_avia)
 - Air accident victims in commercial air transport, by country of occurrence and country of registry of aircraft (EASA data) (tran_sf_aviaca)
 - Air accident victims in aerial works, by country of occurrence and country of registry of aircraft (EASA data) (tran_sf_aviaaw)
 - Air accident victims in general aviation, by country of occurrence and country of registry of aircraft - maximum take-off mass above 2250 kg (EASA data) (tran_sf_aviagah)
 - Air accident victims in general aviation by country of occurrence and country of registry of aircraft - maximum take-off mass under 2250 kg (EASA data) (tran_sf_aviagal)
 - Rail transport safety (tran_sf_rail) M
 - Regional transport statistics (tran_r) M
 - Transport, volume and modal split (tran_hv)
 - Railway transport (rail)
 - Road transport (road)

AIR



Air accident victims in commercial air transport, by country of occurrence and country of registry of aircraft (EASA data) [tran_sf_aviaca]

Last update: 04-06-2015

Table Customization [show](#)

+ + +
 +
 + +
 + +

	2006	2007	2008	2009	2010	2011	2012	2013
European Union (28 countries)	30	36	157	23	0	8	11 (p)	11 (p)
Belgium	0	0	0	0	0	1	0 (p)	0 (p)
Czech Republic	0	0	0	3	0	0	0 (p)	0 (p)
Germany (until 1990)	7	0	1	2	0	0	0 (p)	0 (p)
Ireland	0	0	0	0	0	6	0 (p)	0 (p)
Spain	6	0	154	0	0	0	2 (p)	0 (p)
France	4	21	0	0	0	0	1 (p)	0 (p)
Italy	2	4	0	0	0	1	1 (p)	0 (p)
Slovenia	0	0	0	0	0	0	6 (p)	0 (p)
United Kingdom	7	4	0	16	0	0	1 (p)	6 (p)
Iceland	0	0	0	0	0	0	0 (p)	0 (p)
Liechtenstein	0	0	0	0	0	0	0 (p)	0 (p)
Norway	4	0	0	0	0	0	0 (p)	0 (p)
Switzerland	0	0	0	0	0	0	0 (p)	0 (p)
Others	126	5	7	228	4	3	10 (p)	0 (p)

- Available flags:
- b** break in time series
 - c** confidential
 - d** definition differs, see metadata
 - e** estimated
 - f** forecast
 - i** see metadata (phased out)
 - n** not significant
 - p** provisional
 - r** revised
 - s** Eurostat estimate (phased out)
 - u** low reliability
 - z** not applicable

Special value:
: not available

Air France Flight 447



Web Slice Gallery



eurostat

Important legal notice

v3.0.3.3-20150309-5575-PROD_STAGING



Explanatory texts (metadata)



Information



Download



Preview



Bookmark



Demo



Help



Air accident victims in general aviation by country of occurrence and country of registry of aircraft - maximum take-off mass under 2250 kg (EASA data)

[tran_sf_aviagal]

Last update: 04-06-2015

Table Customization [show](#)

TIME	GEO	UNIT
+ VICTIM	+ C_REGIS	Number
Killed	European Union (28 countries)	

	2006	2007	2008	2009	2010	2011	2012	2013
European Union (28 countries)	191	190	195	225	191	227	182 (p)	
Belgium	2	3	4	1	8	4	2 (p)	
Bulgaria	0	0	0	0	0	2	0 (p)	
Czech Republic	6	11	16	4	7	12	6 (p)	
Denmark	1	0	0	0	3	1	1 (p)	
Germany (until 1990 former territories)	29	24	40	35	27	36	51 (p)	
Estonia	0	0	1	0	0	0	0 (p)	
Ireland	3	1	5	2	2	0	2 (p)	
Greece	0	2	0	2	2	4	0 (p)	
Spain	21	7	7	4	11	20	12 (p)	
France	53	57	56	78	65	67	43 (p)	
Croatia	0	0	2	0	0	0	0 (p)	
Italy	18	19	14	12	12	12	5 (p)	
Cyprus	0	0	1	0	0	0	0 (p)	
Latvia	2	0	0	0	1	2	2 (p)	

Available flags:

b break in time series **c** confidential **d** definition differs, see metadata
e estimated **f** forecast **i** see metadata (phased out)
n not significant **p** provisional **r** revised
s Eurostat estimate (phased out) **u** low reliability **z** not applicable

Special value:
: not available

Source of data: Eurostat



Maritime

- EMSA Permanent Cooperation Framework on maritime accidents and incidents
- Data from the EMCIP data base is foreseen (under-reporting problem)
- EMSA December 2014 : dissemination of the first annual overview on maritime accidents
- Should cover Eurostat needs (persons injured and killed by type of ship, by category of person)
- Ongoing discussions (location of accident occurrence, flag & transport related)

	MoU	Eurobase
ERA	Signed	Done
DG MOVE	-	Done
EASA	Signed	(Done)
EMSA	Draft	To be prepared

COMPILING → COMPARING?

Questions or remarks?