



Economic and Social Council

Distr.: General
13 January 2012

Original: English

Economic Commission for Europe

Inland Transport Committee

World Forum for Harmonization of Vehicle Regulations

Working Party on Lighting and Light-Signalling

Sixty-seventh session

Geneva, 26–29 March 2012

Item 5(g) of the provisional agenda

Collective amendments - UN Regulations Nos. 3, 7, 23, 45, 87, 98, 112, 113 and 123

Proposal for Collective Amendments to Regulations Nos. 3, 7, 23, 45, 87, 98, 112, 113 and 123

Submitted by the expert from the Working Party "Brussels 1952"*

The text reproduced below was prepared by the expert from the Working Party "Brussels 1952" (GTB) to correct and harmonize the provisions concerning approval markings. The modifications to the existing text of the Regulation are marked in bold for new or strikethrough for deleted characters. The modifications of the figures are indicated in RED characters.

* In accordance with the programme of work of the Inland Transport Committee for 2010–2014 (ECE/TRANS/208, para. 106, ECE/TRANS/2010/8, programme activity 02.4), the World Forum will develop, harmonize and update Regulations in order to enhance the performance of vehicles. The present document is submitted in conformity with that mandate.

I. Proposal

A1. Proposal for supplement 13 to the 02 series of amendments to Regulation No. 3

Paragraph 4.3., amend to read:

"4.3. The markings must be ~~applied on the illuminating surface, or on one of the illuminating surfaces, of the retro-reflecting device and must be~~ visible from the outside when the retro-reflecting device is fitted on the vehicle."

A2. Proposal for supplement 21 to the 02 series of amendments to Regulation No. 7

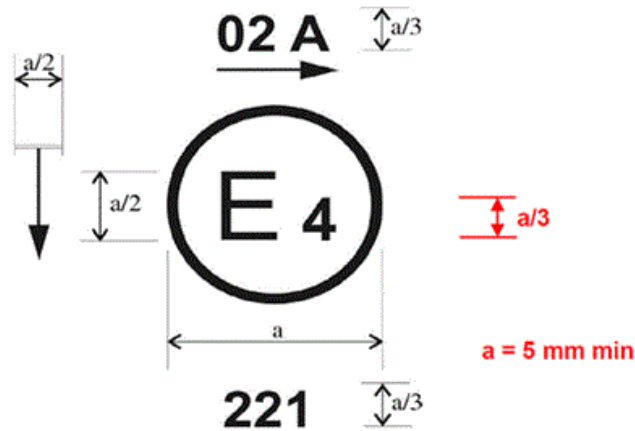
Annex 3, amend to read:

"

Annex 3

EXAMPLES OF ARRANGEMENTS OF THE APPROVAL MARKS

1. Front position lamp



The device bearing the approval mark shown above is a front position lamp approved in the Netherlands (E4), under approval number 221 pursuant to Regulation No. 7.

The number mentioned close to the symbol "A" indicates that approval was granted in accordance with the requirements of Regulation No. 7 as amended by the 02 series of amendments. The horizontal arrow indicates the side on which the required photometric specifications are met up to an angle of 80° H. The vertical arrow starting from a horizontal segment and directed downwards indicates a permissible mounting height of equal to or less than 750 mm from the ground for this device."

A3. Proposal for supplement 19 to the original series of amendments to Regulation No. 23

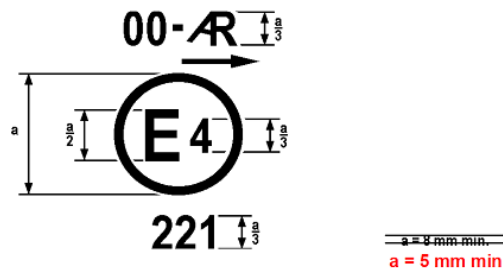
Annex 2, Figure 1, amend to read:

"

Annex 2
EXAMPLES OF ARRANGEMENTS OF APPROVAL MARKS

Figure 1
Marking for single lamps

Model A



"

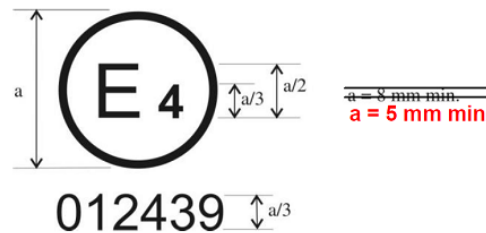
A4. Proposal for supplement 7 to the 01 series of amendments to Regulation No. 45

Annex 3, Figures 1 and 2, amend to read:

"

Annex 3
Arrangements of the approval marks

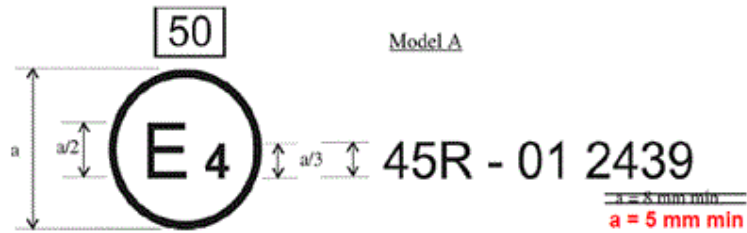
I. Arrangement of the approval mark for a headlamp cleaner



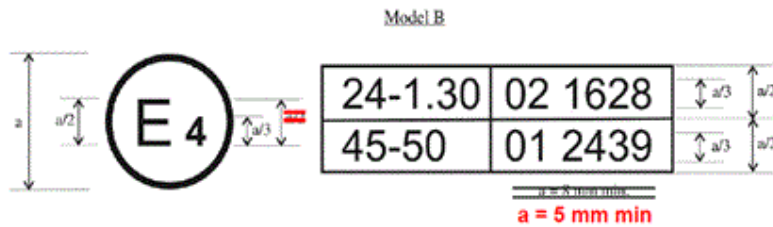
The above approval mark as amended by the 01 series of amendments.

Note: The approval number, in order to prevent any confusion with other symbols.

II. Arrangements of approval marks for a vehicle with regard to headlamp cleaners



The above approval mark as amended by the 01 series of amendments.
The capacity class is 50.



The above approval mark ... The capacity class is 50.

A5. Proposal for supplement 16 to the 00 series of amendments to Regulation No. 87

Paragraph 4.1., amend to read:

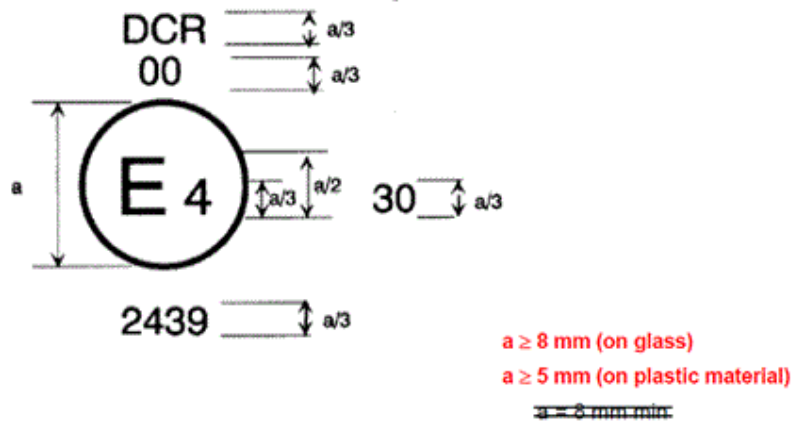
- "4. MARKINGS
- Daytime running lamps submitted for approval shall,
- 4.1. bear ~~on the lens~~ the trade name or mark of the applicant; this marking must be clearly legible and be indelible,"

A6. Proposal for supplement 4 to the 01 series of amendments to Regulation No. 98

Annex 2., amend to read:

"

Annex 2
EXAMPLES OF ARRANGEMENTS OF APPROVAL MARKS



A7. Proposal for to supplement 4 to the 01 series of amendments to Regulation No. 112

Insert new paragraph 3.5.3., to read:

- "3.5. LED module(s) submitted along with the approval of the lamp:
 - 3.5.1. shall bear the trade name or mark of the applicant. This marking shall be clearly legible and indelible;
 - 3.5.2. shall bear the specific identification code of the module. This marking shall be clearly legible and indelible.

This specific identification code shall be from the same applicant.
 - 3.5.3. If the LED module(s) are non-replaceable, the markings for LED module(s) are not required."**

Annex 2., amend to read:

"

Annex 2
EXAMPLES OF ARRANGEMENT OF APPROVAL MARKS

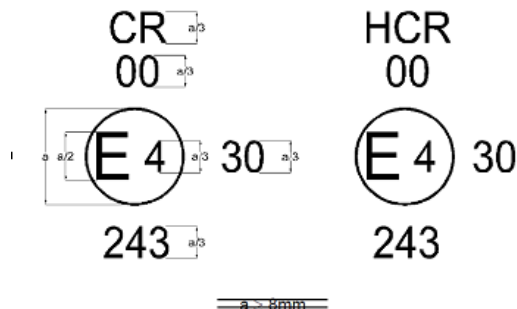


Figure 1 **a ≥ 8 mm (on glass)** Figure 2
a ≥ 5 mm (on plastic material)

A8. Proposal for supplement 2 to the 01 series of amendments to Regulation No. 113

Insert new paragraph 3.7.3., to read:

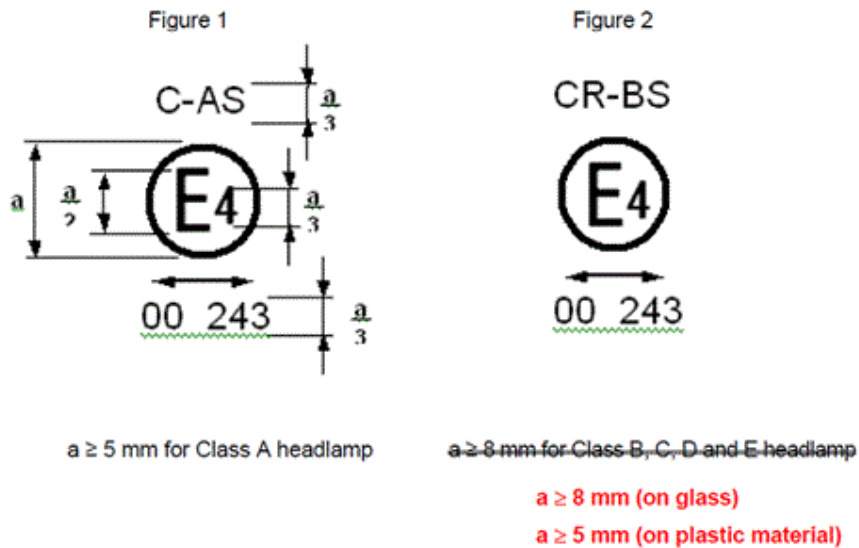
- "3.7. LED module(s) submitted along with the approval of the lamp shall bear:
- 3.7.1. the trade name or mark of the applicant. This marking shall be clearly legible and indelible;
- 3.7.2. the specific identification code of the module. This marking shall be clearly legible and indelible.
- This specific identification code..., but both markings shall be from the same applicant.
- 3.7.3 If the LED module(s) are non-replaceable, the markings for LED module(s) are not required."**

Annex 2., amend to read:

"

Annex 2

Examples of arrangement of approval marks



"

A9. Proposal for supplement 4 to the 01 series of amendments to Regulation No. 123

Insert new paragraph 3.5.3., to read:

- "3.5. LED module(s) submitted along with the approval of the AFS:

- 3.5.1. Shall bear the trade name or mark of the applicant. This marking shall be clearly legible and indelible;
- 3.5.2. Shall bear the specific identification code of the module. This marking shall be clearly legible and indelible.
- This specific identification code shall ... from the same applicant.
- 3.5.3. **If the LED module(s) are non-replaceable, the markings for LED module(s) are not required."**

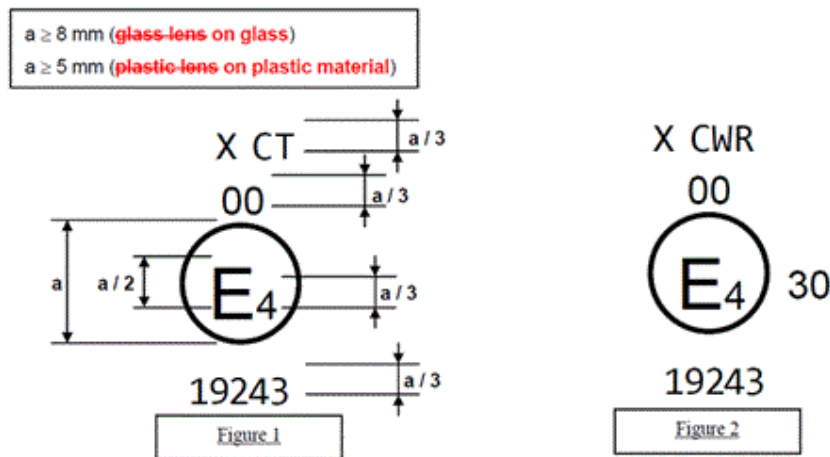
Annex 2., amend to read:

"

Annex 2

EXAMPLES OF ARRANGEMENTS OF APPROVAL MARKS

Example 1



"

II. Justification

1. This proposal is intended to introduce corrections and to harmonize the marking requirements for lighting, light- signalling and associated devices.

2. Location of markings (Regulation No. 3)

Regulation No.3 requires the trade mark, the TOP mark and the approval mark on the illuminating surface. However, other regulations only require the markings to be visible from the outside when the device is fitted on the vehicle. In order to align the regulations, it is proposed to amend the paragraph 4.3.

3. Minimum size of approval mark (Regulations Nos. 7, 23, 45, 98, 112, 113 and 123)

To remove various discrepancies regarding the minimum size of the approval markings the following amendments are proposed:

- (a) Lighting devices except for reversing lamp: $a \geq 8 \text{ mm}$ (on glass), $a \geq 5 \text{ mm}$ (on plastic material)

- (b) All devices except for lighting devices: $a \geq 5$ mm
- (c) In Regulation No. 7, the dimension "a" has inadvertently been omitted following earlier amendments. It is necessary to provide it again.

4. Location of trade mark (Regulation No. 87)

Regulation No. 87 requires that the trade mark is located on the lens but, as the other regulations do not specify its location, it is proposed to harmonize Regulation No. 87 accordingly.

5. Marking for LED modules (Regulations Nos. 112, 113 and 123)

The markings for LED module(s) are needed to avoid incorrect replacement. Therefore, in the case that a LED module is not replaceable, these markings are not required.
