

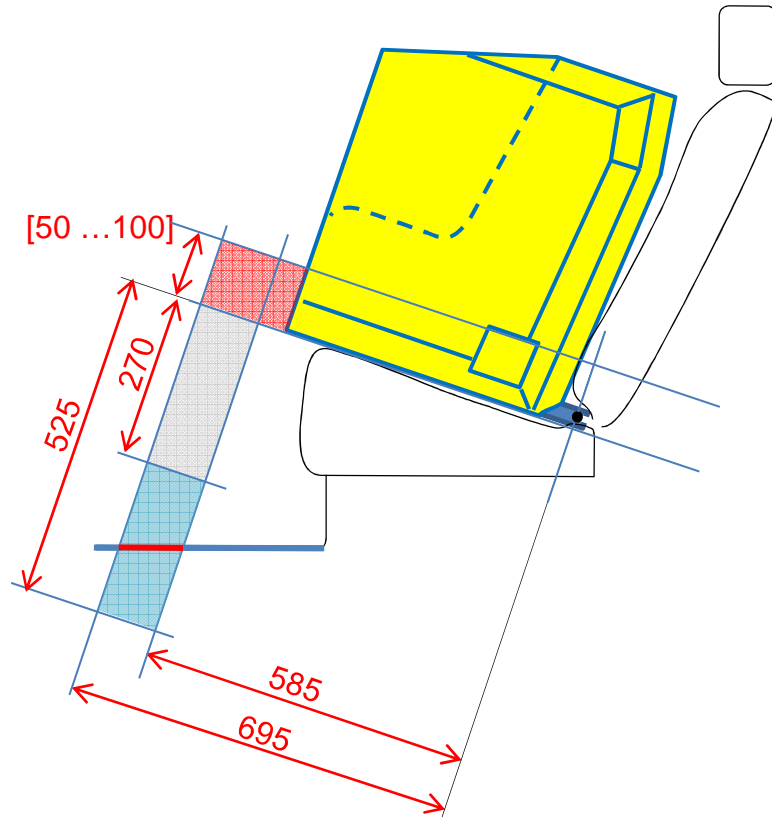


CRS-25-03

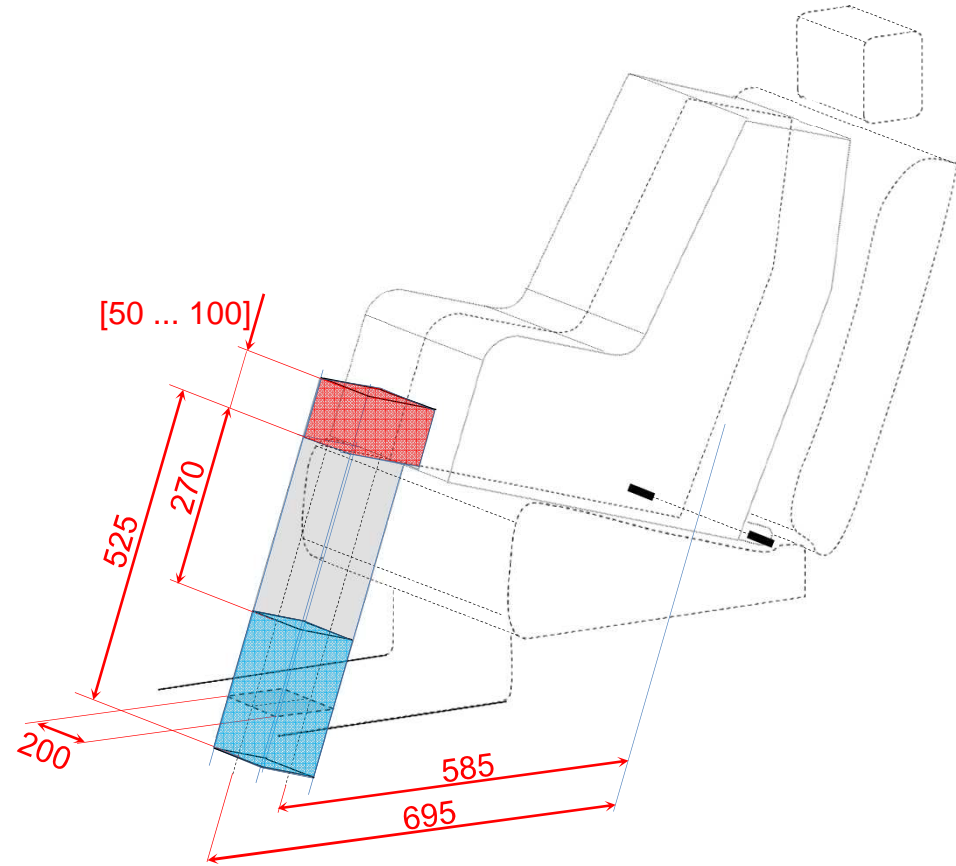
i-Size support leg agreement OICA-CLEPA

Erik Salters, Dorel Europe
Jens Schenkenberger, Adam Opel AG

Compromise in values & drawings:





Side view




3D view

Key

 Support leg foot assessment volume

 Support leg attachment volume (agreement until May GRSP)

 Support leg installation assessment volume



Results of the OICA-CLEPA agreement:

x-range of 585mm to 695mm

- “deep seats” (measured from anchorage bar to front edge of the cushion) are covered by the range
- small vehicles may have less space for the front seat occupants due to front seat adjustment to allow installation of the support leg
- ISOFIX connector range remains untouched

z-range of 270mm to 525mm

- range covers all current family cars
- additional inclination of the CRS by [2 – 3] degree for flat seating positions to be accepted

Values for the assessment volumes will ensure compatibility between i-Size CRS and i-Size seating position. Volume dimensions are being incorporated in Regulations No. 14 and 16 for vehicles.



Next steps:

- OICA and CLEPA need final evaluation on the Support leg attachment volume
- Support leg attachment volume to be finally agreed
- Informal Document to be prepared for May GRSP by OICA and CLEPA to address that issue