



Summary of the ILO-IMO Code of Practice on Security in Ports

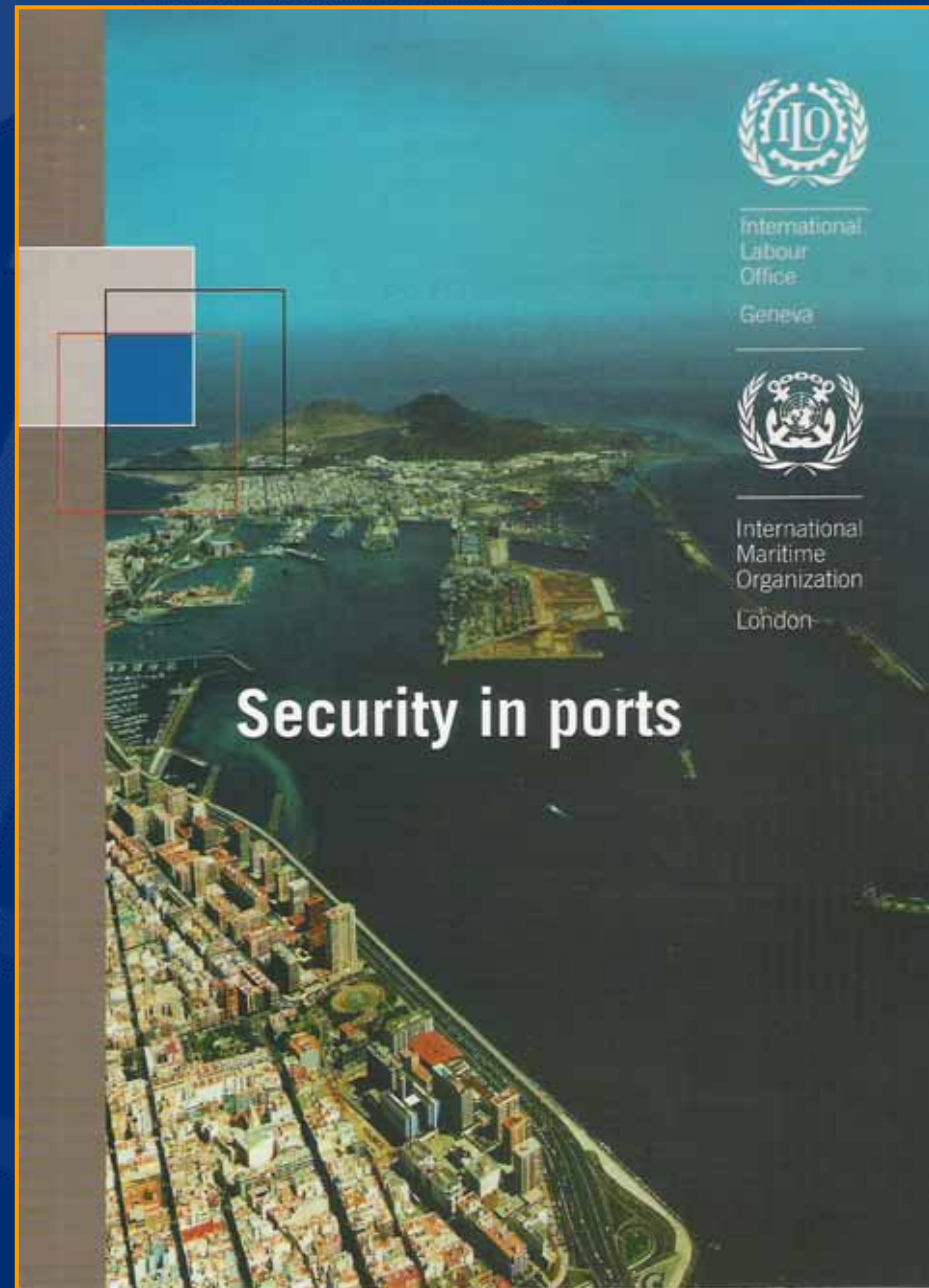


International Labour Organization



International Maritime Organization

Provisions in the Code of Practice



The LO-IMO Code of Practice on Security in Ports

Contents

Preface	V
Abbreviations	XVI
1. Introduction	1
2. Scope and definitions	4
3. Aim of security measures	7
4. Security policy	8
5. Roles and tasks	9
6. Security level	12
7. The port security assessment	13



The LO-IMO Code of Practice on Security in Ports

Contents

8. The port security plan	14
9. Physical security of the port	16
10. Security awareness and training	18
11. Confidentiality and non-disclosure of information	19

Appendices

A. The port security assessment	21
B. The port security plan	37
C. Selected references	44



Summary

- The provisions in the Code of Practice on Security in Ports may be represented as an activity flow-chart, reflecting the steps defined in the COP towards the attainment of an acceptable level of risk in port security.
- These are then documented in a Port Security Plan.



Summary flow-chart

4.1

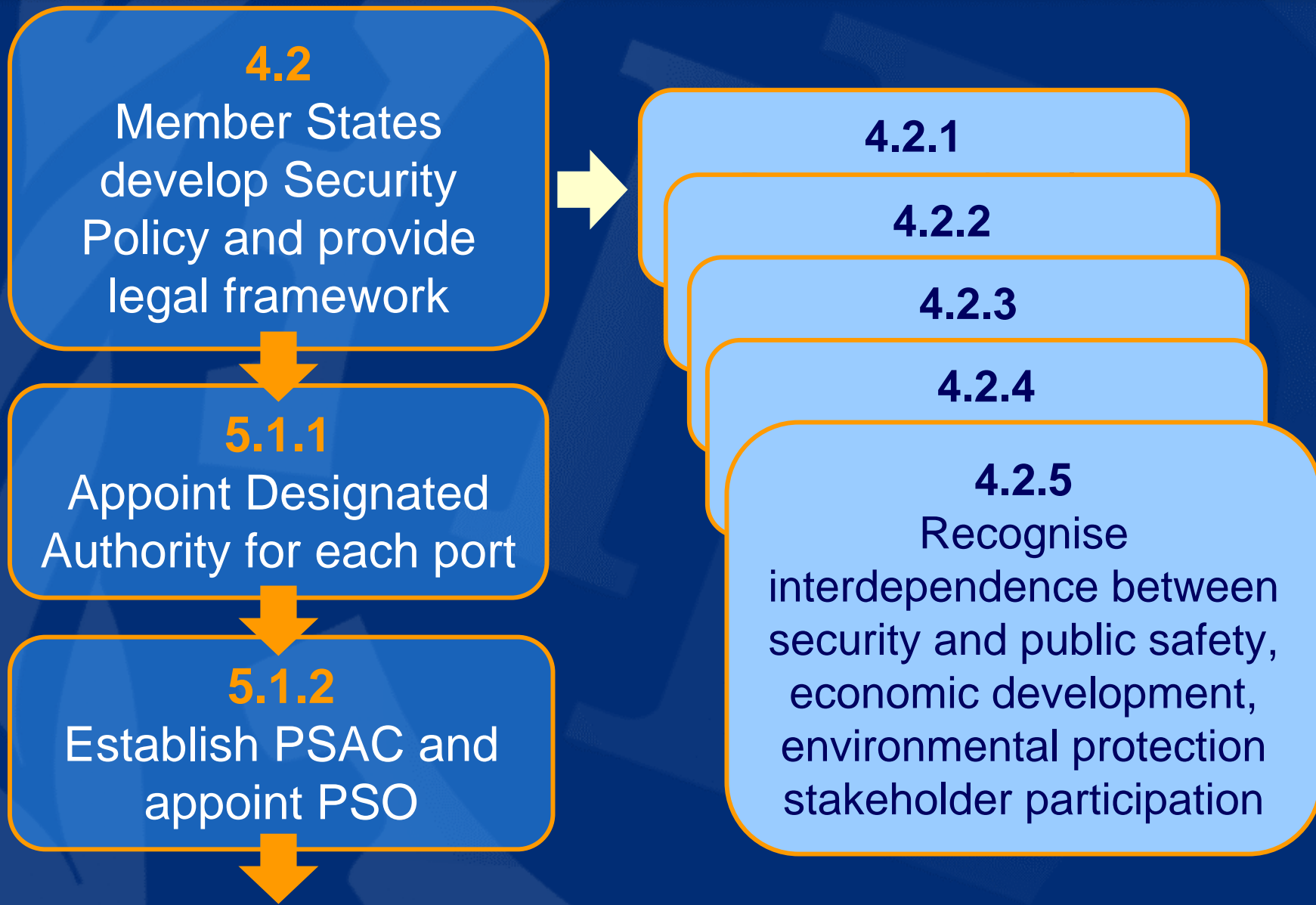
Member States produce
Ports Security Policy Statement

4.2

Member States develop Security
Policy and provide legal
framework



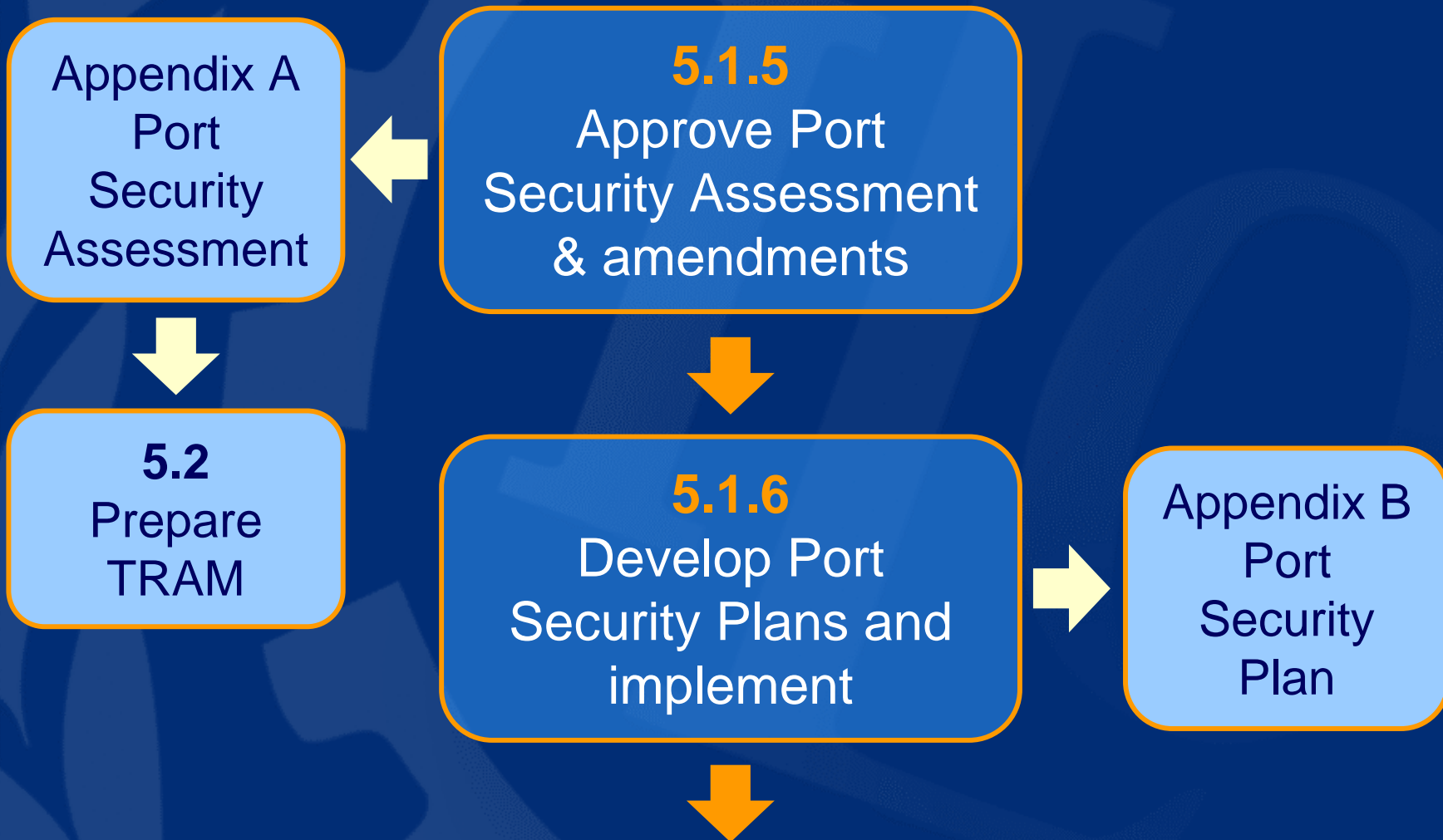
Summary flow-chart



Summary flow-chart



Summary flow-chart



The Port Security Assessment

Step 8: Implementing measures to reduce vulnerability

Potential Target 1: Port authority communications tower

Scenario No.	Threat Scenario	Threat	Vulnerability	Impact	Risk Score	Action Priority
A	B	C	D	E	F	G
1	Destroy port authority's communications tower by explosives	2	1	2	4	3

Destroy port authority's communications tower by explosives



The Port Security Assessment

Examples of Threat Scenarios

Scenario No.	Threat Scenario	Threat	Vulnerability	Impact	Risk Score	Action Priority
1	Destroy port authority's communications tower by explosives	2	2	3	12	4
2	Attack ships/harbourside infrastructure with "boat bomb"	3	4	2	24	3
3	Hostage taking: Attack passenger and tourist shopping and food centres	3	4	4	45	1
4	Sabotage port water supply pipeline	2	3	5	30	2

Destroy port authority's communications tower by explosives

Attack ships/harbourside infrastructure with "boat bomb"

Hostage taking: Attack passenger and tourist shopping and food centres

Sabotage port water supply pipeline



Summary flow-chart

5.1.6
Develop Port Security
Plans and implement



Appendix B
Port
Security
Plan



5.1.7
Set and communicate
Security Levels



6.1
Security level
International
PSP review and
PSP security and
Training
Drills, Exercises and
Testing

