



# Russian sawn softwood markets

**Denis Sokolov**

CEO

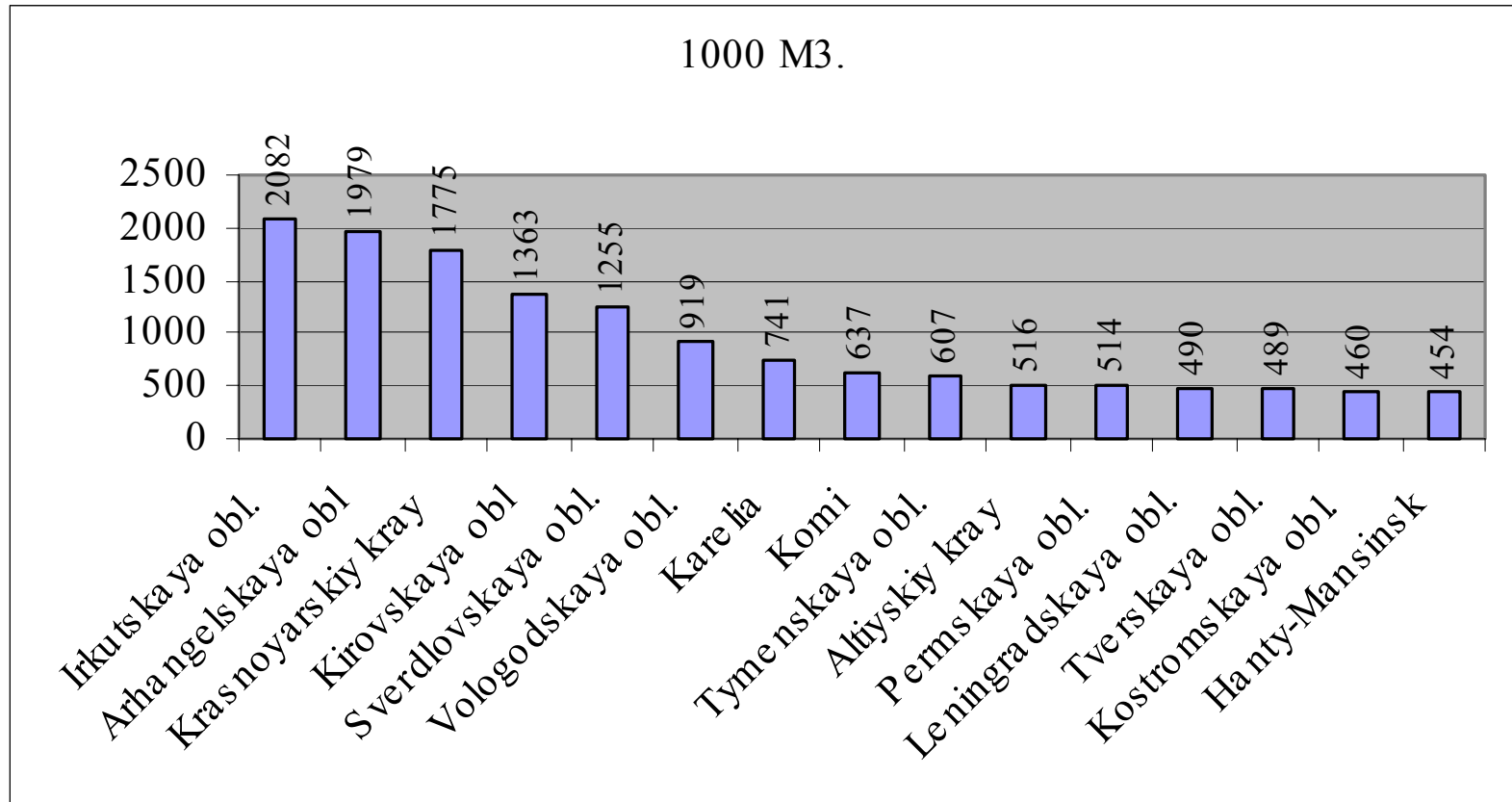
The Wood Industries Confederation of  
The Northwest Russia  
(**WICNWR**)

UNECE Timber Committee Market Discussions  
27-28 September 2005

# Characteristics of forest resources of Russia

Item	Unit	Russian Federation
Forest area	mill ha	776,1
Total growing stock	bn m <sup>3</sup>	82.1
Annual increment	mill m <sup>3</sup>	993.8
Annual allowable cut	mil m <sup>3</sup>	559.2
Total actual cut	mill m <sup>3</sup>	182.0

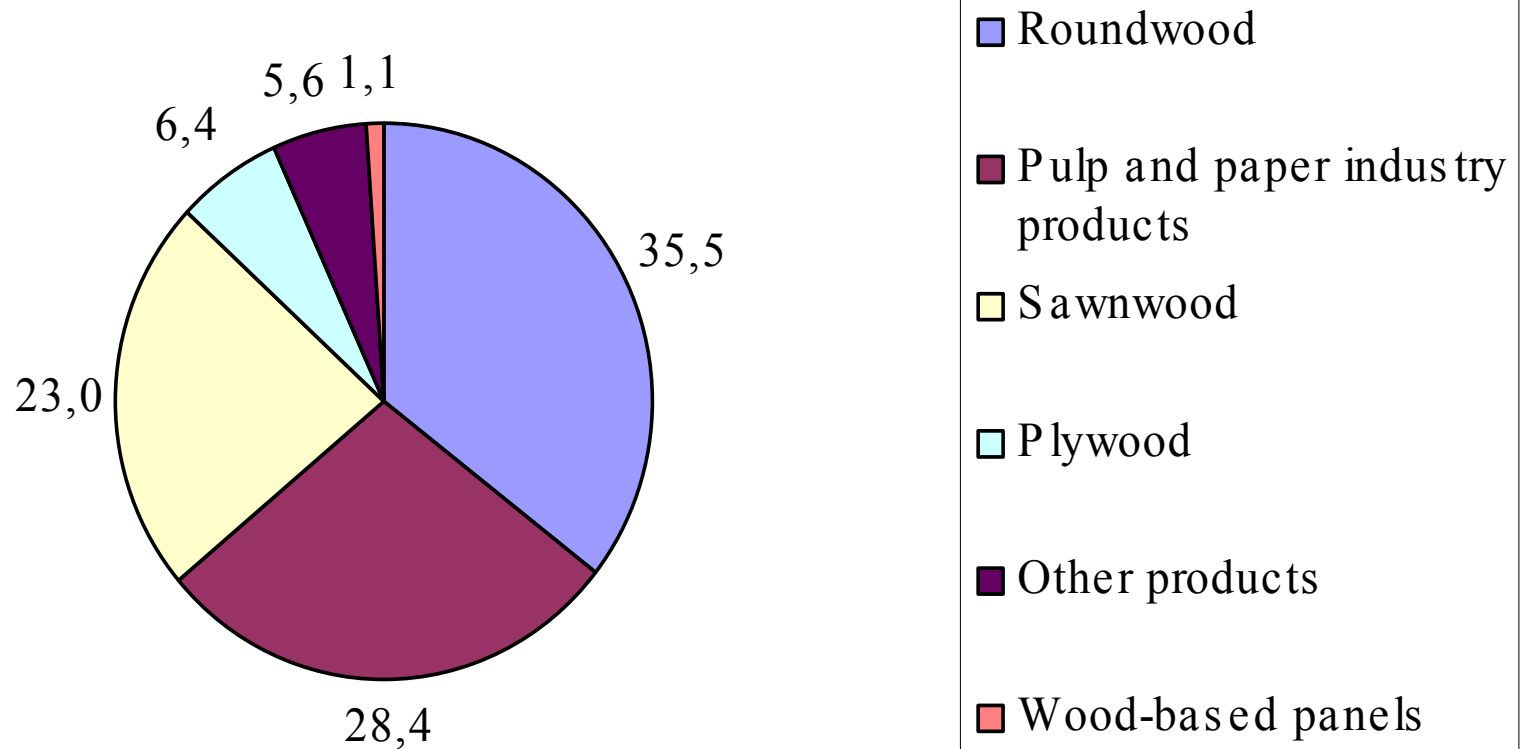
# The lumber production in Russian regions in 2004, 1000.M<sup>3</sup>.



# The Russian wood industries production in 2005

	<b>Unit</b>	<b>2004</b>	<b>%</b>	<b>2004</b>	<b>%</b>	<b>2005</b>	<b>%</b>
		<b>Jan.-</b>		<b>total</b>		<b>Jan.-</b>	
		<b>July</b>				<b>July</b>	
<b>Roundwood</b>	<b>mln m3</b>	<b>55,8</b>	<b>103,3</b>	<b>92,2</b>	<b>102</b>	<b>54,8</b>	<b>98,1</b>
<b>Sawnwood</b>	<b>min m3</b>	<b>12,5</b>	<b>106,2</b>	<b>21,2</b>	<b>105,2</b>	<b>12,1</b>	<b>96,6</b>
<b>Paper</b>	<b>1000 t</b>	<b>2263</b>	<b>106,9</b>	<b>3903</b>	<b>106</b>	<b>2292</b>	<b>101,3</b>
<b>Paperboard</b>	<b>1000 t</b>	<b>1692</b>	<b>109,5</b>	<b>2927</b>	<b>108,6</b>	<b>1747</b>	<b>103,3</b>

# Export structure (%) (by currency earnings)



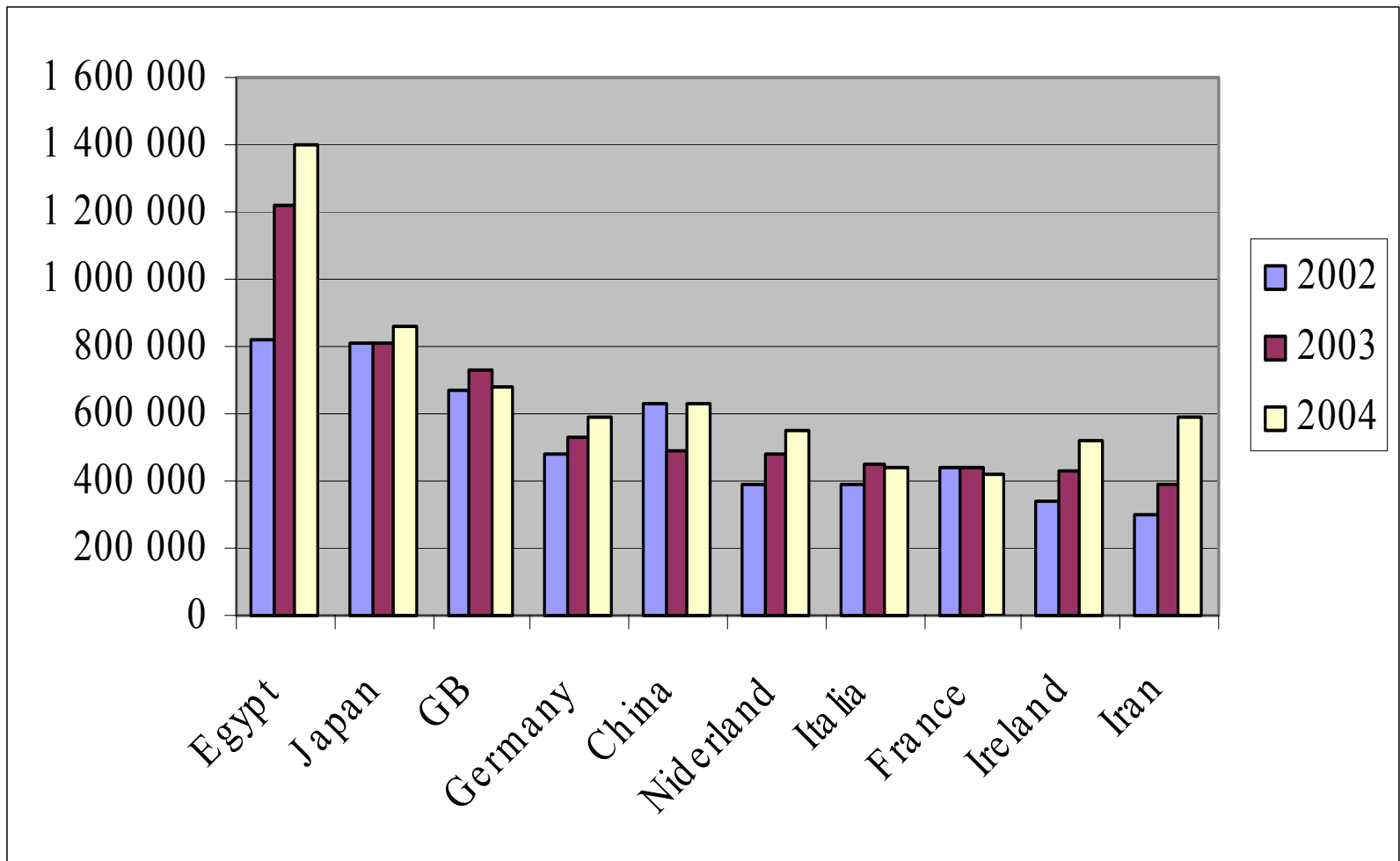
# Export of coniferous saw-timbers from Russia, 1000 m<sup>3</sup>

	2002	2003	% 03/02
<b>Egypt</b>	822.456	1.216.720	<b>147.9</b>
<b>Japan</b>	813.528	812.575	99.9
<b>GB</b>	666.472	727.563	109.2
<b>Germany</b>	479.375	530.409	110.6
<b>China</b>	630.558	485.514	77.0
<b>Nederland</b>	386.032	476.467	<b>123.4</b>
<b>Italia</b>	388.680	446.815	115.0
<b>France</b>	440.769	438.360	99.5
<b>Ireland</b>	341.104	432.420	<b>126.8</b>
<b>Iran</b>	296.768	393.605	<b>132.6</b>
<b>Others country's</b>	3.351.902	4.195.559	<b>125.2</b>
<b>Total</b>	8.617.644	10.156.007	117.9

## Distinctions in the data, 2003

	<b>Custom of Russia</b>	<b>EOS</b>
<b>Egypt</b>	<b>1 584 202</b>	<b>1 216 720</b>
<b>Japan</b>	<b>1 157 850</b>	<b>812 575</b>
<b>GB</b>	<b>849 448</b>	<b>727 563</b>
<b>Germany</b>	<b>624 769</b>	<b>530 409</b>
<b>China</b>	<b>566 384</b>	<b>485 514</b>
<b>Niderland</b>	<b>657 580</b>	<b>476 467</b>
<b>Italia</b>	<b>520 445</b>	<b>446 815</b>
<b>France</b>	<b>506 635</b>	<b>438 360</b>
<b>Ireland</b>	<b>612 557</b>	<b>432 420</b>
<b>Iran</b>	<b>398 883</b>	<b>393 605</b>
<b>Others country's</b>	<b>4 649 022</b>	<b>4 195 559</b>
<b>Total</b>	<b>12 127 795</b>	<b>10 156 007</b>

# Export of coniferous saw-timbers from Russia 2002-2004



**Thanks for attention!**

Denis Sokolov  
[sokolov@wicnwr.ru](mailto:sokolov@wicnwr.ru)

+ 7 812 938-65-37

[Http://WWW.WICNWR.RU](http://WWW.WICNWR.RU)