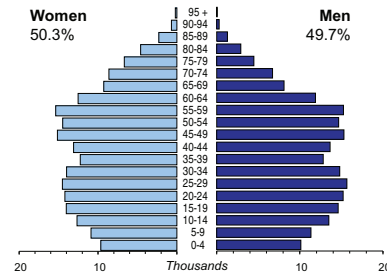




# MALTA

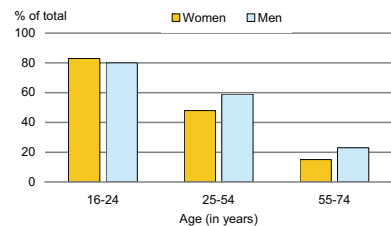
<b>Capital:</b>	Valletta (6 306)
<b>Two largest cities:</b>	n/a
<b>Area (km<sup>2</sup>):</b>	316
<b>Total population, 2007:</b>	407 810
<b>Population density (per km<sup>2</sup>), 2007:</b>	1291
<b>Official languages:</b>	Maltese and English
<b>Date joined UN:</b>	1 December 1964
<b>National currency:</b>	Euro (EUR)
<b>National statistical office:</b>	National Statistics Office Malta <a href="http://www.nso.gov.mt/">http://www.nso.gov.mt/</a>

## Population by age, 2007

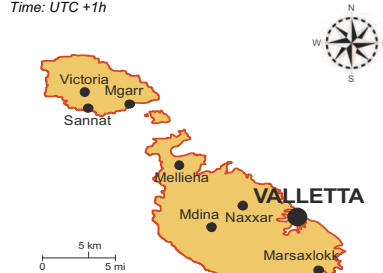


<b>Life expectancy (in years), 2006:</b>	<b>at birth</b>	<b>at 65</b>
<b>Women:</b>	82	20
<b>Men:</b>	77	16
<b>Total fertility rate, 2007:</b>	1.3	
average number of children per woman		
<b>Adolescent fertility rate, 2006:</b>	17	
number of live births per 1000 women aged 15-19		
<b>Mean age of women at birth of first child:</b>	..	
age in years		

## Computer use by age and sex, 2007

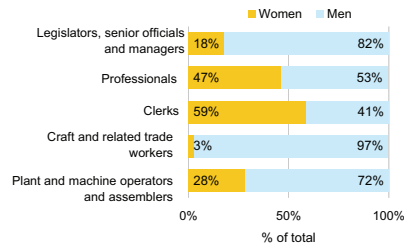


Time: UTC +1h

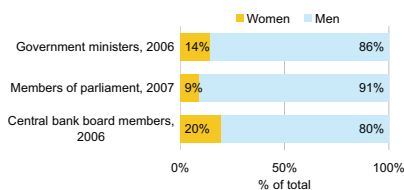


<b>Women in the labour force, 2007:</b>	32%
percentage of total for both sexes	
<b>Gender pay gap, 2007:</b>	7%
<b>Women in part-time employment, 2006:</b>	22%
percentage of total of women employed	
<b>Female tertiary students, 2005-2006:</b>	57%
percentage of total for both sexes	
<b>Women researchers, 2006:</b>	25%
percentage of total for both sexes	

## Employment by occupation groups, 2007:

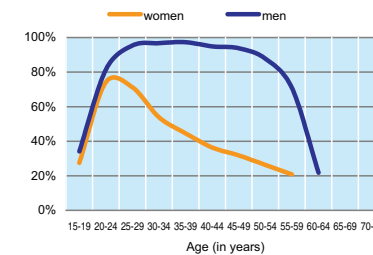


## Participation in public life

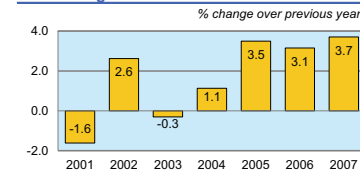


	2001	2002	2003	2004	2005	2006	2007
<b>Employment</b> (% change over previous year)	2.1	0.7	0.7	-0.7	1.3	1.3	3.2
<b>Unemployment rate</b> (%)	7.6	7.5	7.6	7.4	7.2	7.1	6.4
<b>Youth unemployment rate</b> (%)	17.6	15.3	17.4	18.3	16.8	16.1	13.3

## Economic activity rate, 2007

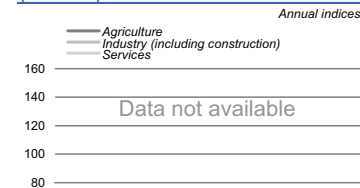


## Real GDP growth rate



	% of GDP
<b>Exports of goods and services, 2007:</b>	89.6
<b>Imports of goods and services, 2007:</b>	92.4
<b>External trade balance, 2007:</b>	-2.8

## GDP in agriculture, industry, and services (2005=100)



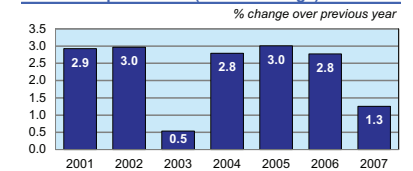
## Road accidents

<b>Persons injured</b>	1 268
in road accidents, 2004	
<b>Persons killed</b>	13
in road accidents, 2004	

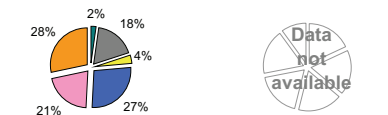
# MALTA

<b>GDP at current prices</b>	9 326
in millions of US Dollars, PPP, 2007:	
<b>GDP at current prices, per capita</b>	5 415
in millions of EUR, 2007:	
<b>GDP at current prices, per capita</b>	22 802
US Dollars, PPP, 2007:	
<b>Final consumption expenditure at current prices,</b>	13 240
per capita, US Dollars, PPP, 2007:	
<b>Purchasing Power Parity (PPP)</b>	18 326
per capita, US Dollars, PPP, 2007:	
<b>Gross external debt:</b>	0.58
EUR per USD, 2007, US=1:	
<b>Exchange rate</b>	..
in millions of US Dollars:	
<b>Annual average, EUR per USD, 2007:</b>	0.731

## Consumer price index (annual average)



## GDP by major sectors, 2007



Sector	Percentage
Agriculture, hunting & forestry; fishing (ISIC A-B)	2%
Industry, including energy (ISIC C-E)	18%
Construction (ISIC F)	4%
Wholesale & retail trade, repairs; hotels & restaurants; transport & communications (ISIC G-I)	21%
Financial intermediation; real estate, renting & business activities (ISIC J-K)	27%
Other service activities (ISIC L-P)	27%

## Transport infrastructure

<b>Motorways</b>	..
total length in kilometres	
<b>Railways</b>	..
total length in kilometres	

