



UNITED STATES

Capital: Washington, D.C. (563 364)

Two largest cities: New York (8 085 742)
Los Angeles (3 819 951)

Area (km²): 9 629 090

Total population: 296 410 404

Population density (per km²): 31

Official languages: English

Date joined UN: 24 October 1945

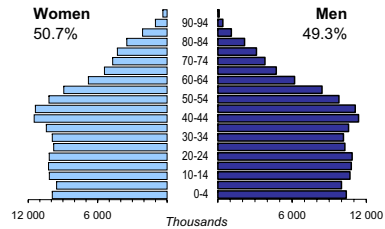
National currency: US dollar (USD)

National statistical office:
Federal Statistical Office of the United States of America
<http://www.fedstats.gov/>

Time: UTC -10h to -5h



Population by age, 2005



Life expectancy (in years), 2004: at birth at 65

Women:	80	20
Men:	75	17

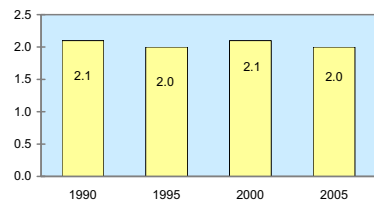
Median age (in years), 2005:

Women:	38
Men:	35

percentage of total population

Foreign born, 2005:	12.4%
Foreigners in population, 2005:	7.2%

Total fertility rate

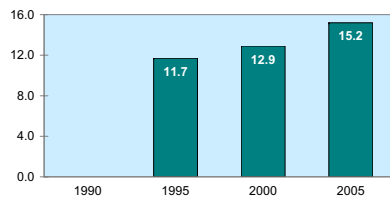


Legal marital status, population aged 18+



Women in the labour force, 2005:	46.4%
Gender pay gap, 2004:	21.4%
Female government ministers: percentage of total for both sexes	..
Female central bank board members, 2005: percentage of total for both sexes	20%
Female tertiary students, 2003-2004: percentage of total for both sexes	57.1%

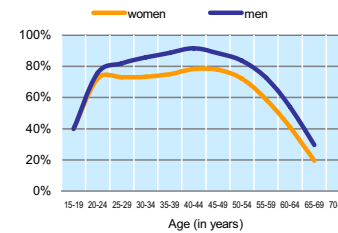
Parliament seats held by women (% of total)



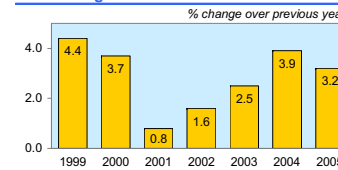
UNITED STATES

	1999	2000	2001	2002	2003	2004	2005
Employment (% change over previous year)	1.5	2.5	0.0	-0.3	0.9	1.1	..
Unemployment rate (%)	4.2	4.0	4.8	5.8	6.0	5.5	5.1
Youth unemployment rate (%)	..	9.3	10.6	12.0	12.4	11.8	11.3

Economic activity rate, 2001



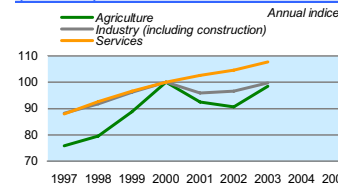
Real GDP growth rate



% of GDP

Exports of goods and services, 2005:	10.5
Imports of goods and services, 2005:	16.2
External trade balance, 2005:	-5.8

GDP in agriculture, industry, and services (2000=100)



Major import partners from UNECE, 2005

Canada	16.85
Germany	5.02
United Kingdom	3.02

(% of total imports)

GDP at current prices
in millions of US Dollars, PPP, 2005: 12 455 800
in millions of USD, 2005: 12 455 800

GDP at constant 2000 prices, per capita
US Dollars, PPP, 2005: 37 241
USD, 2005: 37 241

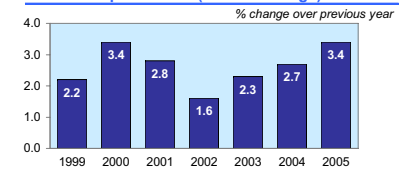
Final consumption expenditure at 2000 prices, per capita, US Dollars, PPP, 2005: 31 855

Purchasing Power Parity (PPP)
USD per USD, 2005, US=1: 1

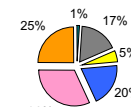
Gross external debt:
in millions of US Dollars, 2005: 9 476 403

Exchange rate
Annual average, USD per USD, 2005: 1

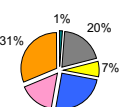
Consumer price index (annual average)



GDP by major sectors, 2003



Employment in major sectors, 2004



- Agriculture, hunting & forestry; fishing (ISIC A-B)
- Industry, including energy (ISIC C-E)
- Construction (ISIC F)
- Wholesale & retail trade, repairs; hotels & restaurants; transport & communications (ISIC G-I)
- Financial intermediation; real estate, renting & business activities (ISIC J-K)
- Other service activities (ISIC L-P)

Major export partners in UNECE, 2005

Canada	23.38
United Kingdom	4.27
Germany	3.78

(% of total exports)

