



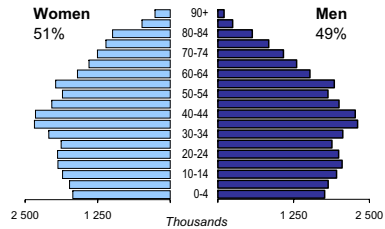
UNITED KINGDOM

Capital:	London (7 172 091)
Two largest cities:	Birmingham (970 892) Glasgow (629 501)
Area (km²):	242 910
Total population:	60 226 500
Population density (per km²):	248
Official languages:	English
Date joined UN:	24 October 1945
National currency:	Pound sterling (GBP)
National statistical office:	Office for National Statistics http://www.statistics.gov.uk/

Time: UTC



Population by age, 2005

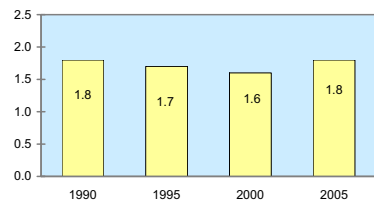


Life expectancy (in years), 2005:	at birth	at 65
Women:	81	20
Men:	77	17

Median age (in years), 2005:	
Women:	40
Men:	38

	<i>percentage of total population</i>
Foreign born, 2004:	8.8%
Foreigners in population, 2004:	5%

Total fertility rate

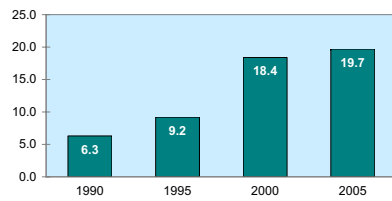


Legal marital status, population aged 18+



Women in the labour force, 2005:	46.2%
Gender pay gap, 2005:	20%
Female government ministers: percentage of total for both sexes	..
Female central bank board members, 2005: percentage of total for both sexes	36.8%
Female tertiary students, 2004-2005: percentage of total for both sexes	57.2%

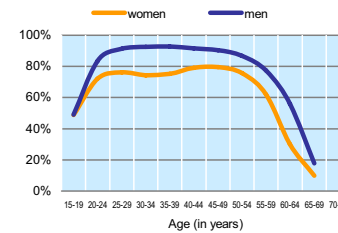
Parliament seats held by women (% of total)



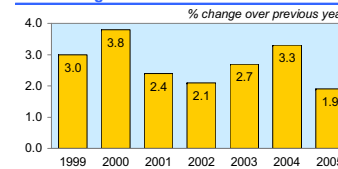
UNITED KINGDOM

	1999	2000	2001	2002	2003	2004	2005
Employment (% change over previous year)	1.4	1.2	0.8	0.8	1.0	1.0	0.6
Unemployment rate (%)	5.9	5.4	5.0	5.1	4.9	4.7	4.7
Youth unemployment rate (%)	..	12.1	11.7	12.0	12.2	12.1	12.9

Economic activity rate, 2004

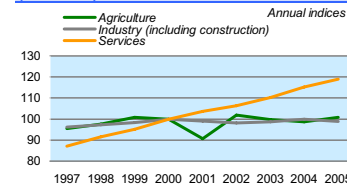


Real GDP growth rate



	<i>% of GDP</i>
Exports of goods and services, 2005:	26.6
Imports of goods and services, 2005:	30.2
External trade balance, 2005:	-3.7

GDP in agriculture, industry, and services (2000=100)



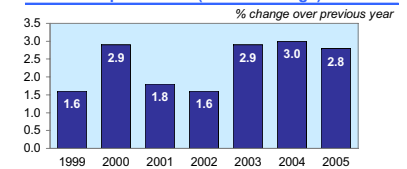
Major import partners from UNECE, 2005

Germany	13.29
USA	8.02
France	7.24

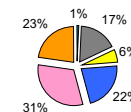
(% of total imports)

GDP at current prices in millions of US Dollars, PPP, 2005:	1 941 954
in millions of GBP, 2005:	1 225 339
GDP at constant 2000 prices, per capita US Dollars, PPP, 2005:	28 247
GBP, 2005:	17 878
Final consumption expenditure at 2000 prices, per capita, US Dollars, PPP, 2005:	24 394
Purchasing Power Parity (PPP) GBP per USD, 2005, US=1:	0.631
Gross external debt: in millions of US Dollars, 2005:	7 313 767
Exchange rate Annual average, GBP per USD, 2005:	0.55

Consumer price index (annual average)

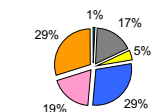


GDP by major sectors



- Agriculture, hunting & forestry; fishing (ISIC A-B)
- Industry, including energy (ISIC C-E)
- Construction (ISIC F)
- Wholesale & retail trade, repairs; hotels & restaurants; transport & communications (ISIC G-I)
- Financial intermediation; real estate, renting & business activities (ISIC J-K)
- Other service activities (ISIC L-P)

Employment in major sectors, 2004



Major export partners in UNECE, 2005

USA	14.73
Germany	10.82
France	9.36

(% of total exports)

