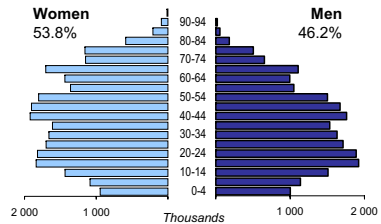




UKRAINE

Capital:	Kiev (2 660 401)
Two largest cities:	Kharkiv (1 464 740) Dnipropetrovsk (1 056 497)
Area (km²):	603 700
Total population:	47 271 271
Population density (per km²):	78
Official languages:	Ukrainian
Date joined UN:	24 October 1945
National currency:	Ukrainian hryvnia (UAH)
National statistical office:	The State Committee of Statistics http://www.ukrstat.gov.ua/

Population by age, 2004

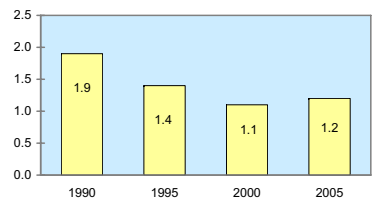


Life expectancy (in years), 2005:	at birth	at 65
Women:	73	15
Men:	62	12

Median age (in years), 2004:	
Women:	42
Men:	35

	<i>percentage of total population</i>
Foreign born:	..
Foreigners in population, 2004:	0.6%

Total fertility rate



Time: UTC +2h

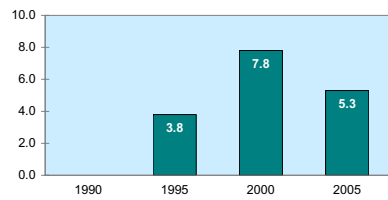


Legal marital status, population aged 18+



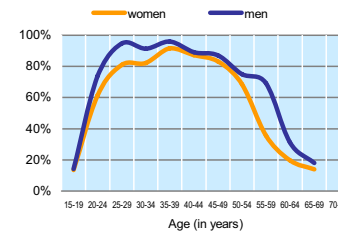
Women in the labour force, 2005:	48.5%
Gender pay gap, 2005:	29.1%
Female government ministers, 2006:	0%
percentage of total for both sexes	
Female central bank board members, 2005:	7.1%
percentage of total for both sexes	
Female tertiary students:	..
percentage of total for both sexes	

Parliament seats held by women (% of total)

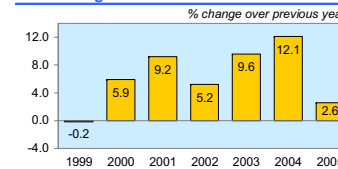


	1999	2000	2001	2002	2003	2004	2005
Employment (% change over previous year)	..	1.1	-1.0	0.6	0.4	0.7	1.9
Unemployment rate (%)	11.6	11.6	10.9	9.6	9.1	8.6	7.2
Youth unemployment rate (%)	..	24.2	22.3	19.1	16.7	15.7	14.9

Economic activity rate, 2002

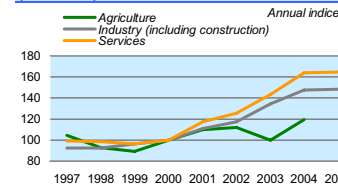


Real GDP growth rate



Exports of goods and services, 2005:	53.5
Imports of goods and services, 2005:	52.6
External trade balance, 2005:	0.9

GDP in agriculture, industry, and services (2000=100)



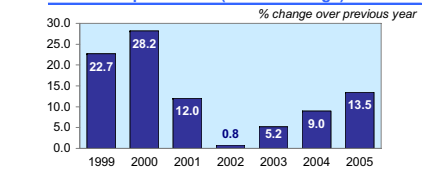
Major import partners from UNECE, 2005

Russian Federation	35.55
Germany	9.36
Turkmenistan	7.41

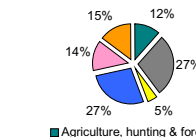
(% of total imports)

GDP at current prices	
in millions of US Dollars, PPP, 2005:	332 181
in millions of UAH, 2005:	424 741
GDP at constant 2000 prices, per capita	
US Dollars, PPP, 2005:	6 188
UAH, 2005:	5 257
Final consumption expenditure at 2000 prices, per capita, US Dollars, PPP, 2005:	5 018
Purchasing Power Parity (PPP)	
UAH per USD, 2005, US=1:	1.279
Gross external debt:	
in millions of US Dollars, 2005:	38 818
Exchange rate	
Annual average, UAH per USD, 2005:	5.125

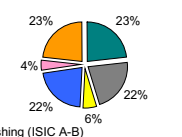
Consumer price index (annual average)



GDP by major sectors



Employment in major sectors, 2005



- Agriculture, hunting & forestry; fishing (ISIC A-B)
- Industry, including energy (ISIC C-E)
- Construction (ISIC F)
- Wholesale & retail trade, repairs; hotels & restaurants; transport & communications (ISIC G-I)
- Financial intermediation; real estate, renting & business activities (ISIC J-K)
- Other service activities (ISIC L-P)

Major export partners in UNECE, 2005

Russian Federation	21.88
Turkey	5.92
Italy	5.54

(% of total exports)

