



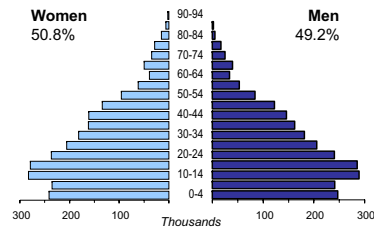
TURKMENISTAN

Capital:	Ashgabat (604 700)
Two largest cities:	Turkmenbashi (203 000) Dashhowuz (165 400)
Area (km²):	488 100
Total population:	4 834 000
Population density (per km²):	10
Official languages:	Turkmen
Date joined UN:	2 March 1992
National currency:	Turkmen manat (TMM)
National statistical office:	State Committee of Turkmenistan on Statistics http://www.turkmenistan.gov.tm

Time: UTC +5h



Population by age, 2005



Life expectancy (in years), 2003:	at birth	at 65
Women:	72	15
Men:	66	12

Median age (in years), 2005:	
Women:	24
Men:	23

	<i>percentage of total population</i>
Foreign born:	..
Foreigners in population:	..

Total fertility rate

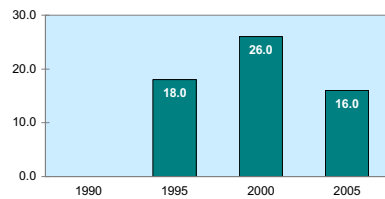


Legal marital status, population aged 18+



Women in the labour force:	..
Gender pay gap:	..
Female government ministers:	..
percentage of total for both sexes	..
Female central bank board members:	..
percentage of total for both sexes	..
Female tertiary students:	..
percentage of total for both sexes	..

Parliament seats held by women (% of total)



TURKMENISTAN

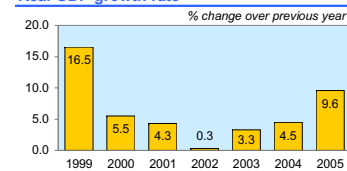
	1999	2000	2001	2002	2003	2004	2005
Employment (% change over previous year)	0.7	3.0	2.0	2.5	2.2
Unemployment rate (%)
Youth unemployment rate (%)

Economic activity rate



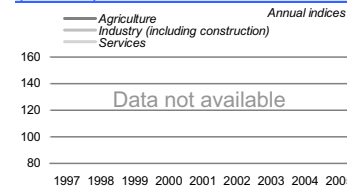
GDP at current prices	
in millions of US Dollars, PPP, 2004:	24 453
in millions of TMM, 2004:	64 032 495
GDP at constant 2000 prices, per capita	
US Dollars, PPP, 2005:	5 067
TMM, 2005:	6 565 645
Final consumption expenditure at 2000 prices, per capita, US Dollars, PPP:	..
Purchasing Power Parity (PPP)	
TMM per USD, 2004, US=1:	2 619
Gross external debt:	
in millions of US Dollars, 2004:	2 500
Exchange rate	
Annual average, TMM per USD, 2005:	5 200

Real GDP growth rate



Exports of goods and services:	..
Imports of goods and services:	..
External trade balance:	..

GDP in agriculture, industry, and services (2000=100)



Major import partners from UNECE, 2000

Russian Federation	14.30
Turkey	14.20
Ukraine	12.00

(% of total imports)

Consumer price index (annual average)



GDP by major sectors



- Agriculture, hunting & forestry; fishing (ISIC A-B)
- Industry, including energy (ISIC C-E)
- Construction (ISIC F)
- Wholesale & retail trade, repairs; hotels & restaurants; transport & communications (ISIC G-I)
- Financial intermediation, real estate, renting & business activities (ISIC J-K)
- Other service activities (ISIC L-P)

Major export partners in UNECE, 2000

Russian Federation	41.10
Italy	16.00
Turkey	9.70

(% of total exports)

