



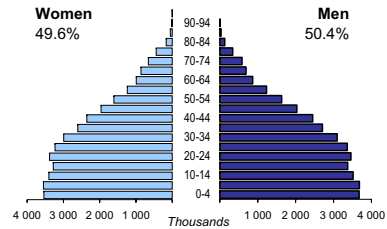
# TURKEY

<b>Capital:</b>	Ankara (3 203 362)
<b>Two largest cities:</b>	Istanbul (8 803 468) Izmir (2 232 265)
<b>Area (km<sup>2</sup>):</b>	774 815
<b>Total population:</b>	73 195 000
<b>Population density (per km<sup>2</sup>):</b>	94
<b>Official languages:</b>	Turkish
<b>Date joined UN:</b>	24 October 1945
<b>National currency:</b>	New Turkish lira (TRY)
<b>National statistical office:</b>	Turkish Statistical Institute (TURKSTAT) <a href="http://www.tuik.gov.tr">http://www.tuik.gov.tr</a>

Time: UTC +2h



## Population by age, 2005

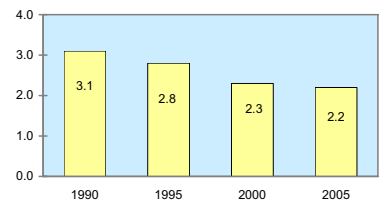


<b>Life expectancy (in years), 2004:</b>	<b>at birth</b>	<b>at 65</b>
Women:	74	n/a
Men:	69	n/a

<b>Median age (in years), 2005:</b>	
Women:	27
Men:	26

	<i>percentage of total population</i>
Foreign born, 2004:	0.15%
Foreigners in population, 2004:	0.4%

## Total fertility rate

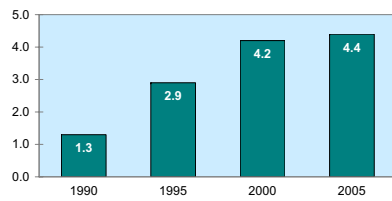


## Legal marital status, population aged 18+



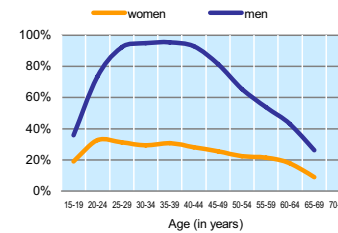
Women in the labour force, 2005:	25.9%
Gender pay gap:	..
Female government ministers, 2001: percentage of total for both sexes	0%
Female central bank board members, 2005: percentage of total for both sexes	20%
Female tertiary students, 2003-2004: percentage of total for both sexes	41.4%

## Parliament seats held by women (% of total)

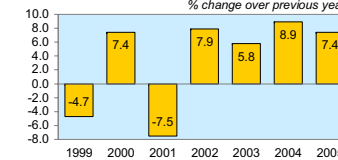


	1999	2000	2001	2002	2003	2004	2005
Employment (% change over previous year)	2.1	-0.4	-1.0	-1.8	-1.0	2.6	2.0
Unemployment rate (%)	7.6	6.5	8.3	10.3	10.5	10.3	10.3
Youth unemployment rate (%)	..	13.1	16.2	19.2	20.5	19.7	19.3

## Economic activity rate, 2004

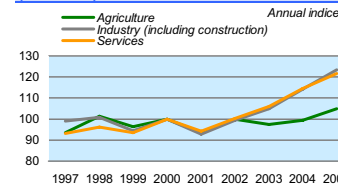


## Real GDP growth rate



	<i>% of GDP</i>
Exports of goods and services, 2004:	28.9
Imports of goods and services, 2004:	34.7
External trade balance, 2004:	-5.8

## GDP in agriculture, industry, and services (2000=100)



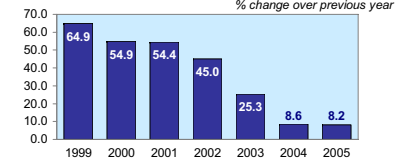
## Major import partners from UNECE, 2005

Germany	11.68
Russian Federation	11.05
Italy	6.48

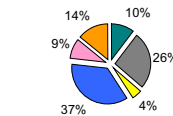
(% of total imports)

GDP at current prices in millions of US Dollars, PPP, 2005:	612 713
in millions of TRY, 2005:	487 202
GDP at constant 2000 prices, per capita US Dollars, PPP, 2005:	7 760
TRY, 2005:	2 104
Final consumption expenditure at 2000 prices, per capita, US Dollars, PPP, 2004:	5 839
Purchasing Power Parity (PPP) TRY per USD, 2005, US=1:	0.795
Gross external debt: in millions of US Dollars, 2005:	170 594
Exchange rate Annual average, TRY per USD, 2005:	1.344

## Consumer price index (annual average)

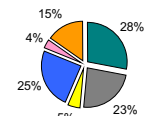


## GDP by major sectors, 2005



- Agriculture, hunting & forestry; fishing (ISIC A-B)
- Industry, including energy (ISIC C-E)
- Construction (ISIC F)
- Wholesale & retail trade, repairs; hotels & restaurants; transport & communications (ISIC G-I)
- Financial intermediation; real estate, renting & business activities (ISIC J-K)
- Other service activities (ISIC L-P)

## Employment in major sectors, 2005



## Major export partners in UNECE, 2005

Germany	12.87
United Kingdom	8.05
Italy	7.65

(% of total exports)

