



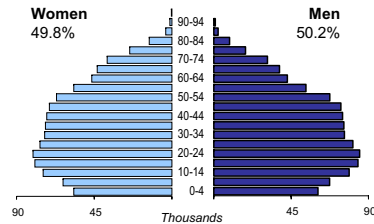
THE FORMER YUGOSLAV REPUBLIC OF MACEDONIA

Capital:	Skopje (467 257)
Two largest cities:	Kumanovo (103 205)
	Bitola (86 408)
Area (km²):	25 713
Total population:	2 036 855
Population density (per km²):	79
Official languages:	Macedonian
Date joined UN:	8 April 1993
National currency:	Macedonian denar (MKD)
National statistical office:	State Statistical Office http://www.stat.gov.mk/

Time: UTC +1h



Population by age, 2005



Life expectancy (in years), 2003:	at birth	at 65
Women:	76	15
Men:	71	13

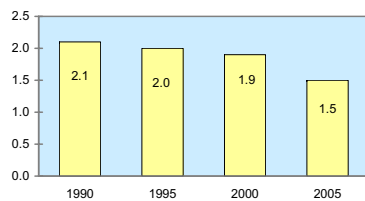
Median age (in years), 2005:

Women:	35
Men:	34

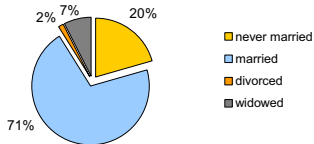
percentage of total population

Foreign born:	..
Foreigners in population:	..

Total fertility rate



Legal marital status, population aged 18+, 2002



Women in the labour force, 2004: 39.1%

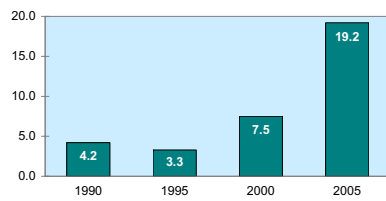
Gender pay gap, 2002: 17.5%

Female government ministers: percentage of total for both sexes ..

Female central bank board members: percentage of total for both sexes ..

Female tertiary students, 2003-2004: percentage of total for both sexes 57%

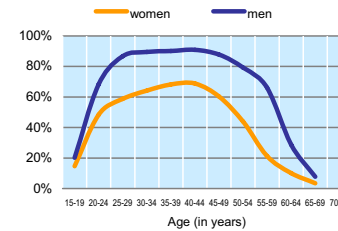
Parliament seats held by women (% of total)



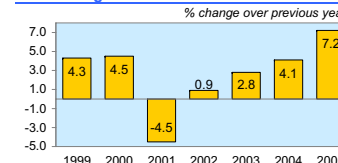
THE FORMER YUGOSLAV REPUBLIC OF MACEDONIA

	1999	2000	2001	2002	2003	2004	2005
Employment (% change over previous year)	..	0.8	9.0	-6.3	-2.9	-4.1	4.3
Unemployment rate (%)	32.4	32.2	30.5	31.9	36.7	37.2	37.3
Youth unemployment rate (%)	..	59.9	56.1	64.8	62.6

Economic activity rate, 2000



Real GDP growth rate

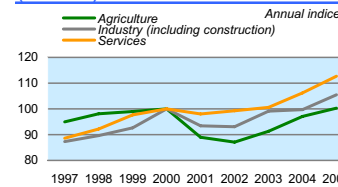


Exports of goods and services, 2004: 40.2

Imports of goods and services, 2004: 60.5

External trade balance, 2004: -20

GDP in agriculture, industry, and services (2000=100)



Major import partners from UNECE, 2005

Russian Federation	13.15
Germany	10.37
Greece	9.20

(% of total imports)

GDP at current prices
in millions of US Dollars, PPP, 2005: 14 644

in millions of MKD, 2005: 284 226

GDP at constant 2000 prices, per capita
US Dollars, PPP, 2005: 6 487

MKD, 2005: 128 191

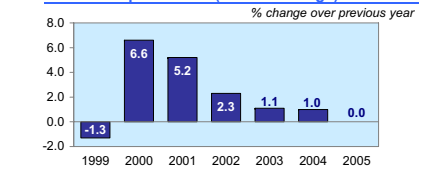
Final consumption expenditure at 2000 prices,
per capita, US Dollars, PPP, 2004: 5 750

Purchasing Power Parity (PPP)
MKD per USD, 2005, US=1: 19.41

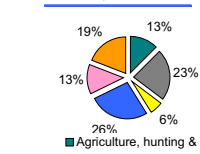
Gross external debt:
in millions of US Dollars, 2005: 2 181

Exchange rate
Annual average, MKD per USD, 2005: 49.28

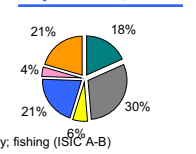
Consumer price index (annual average)



GDP by major sectors, 2005



Employment in major sectors, 2005



Major export partners in UNECE, 2005

Serbia and Montenegro	22.51
Germany	17.83
Greece	15.33

(% of total exports)

