



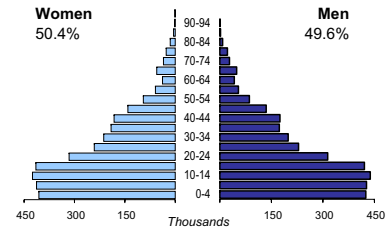
TAJIKISTAN

Capital:	Dushanbe (575 900)
Two largest cities:	Khujand (147 400) Kulob (79 500)
Area (km²):	143 100
Total population:	6 503 000
Population density (per km²):	45
Official languages:	Tajik
Date joined UN:	2 March 1992
National currency:	Tajik somoni (TJS)
National statistical office:	State Statistical Committee of Tajikistan http://www.stat.tj/

Time: UTC +5h



Population by age, 2005

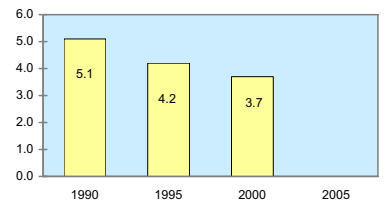


Life expectancy (in years), 2001:	at birth	at 65
Women:	74	16
Men:	70	14

Median age (in years), 2005:	
Women:	20
Men:	19

	<i>percentage of total population</i>
Foreign born:	..
Foreigners in population:	..

Total fertility rate

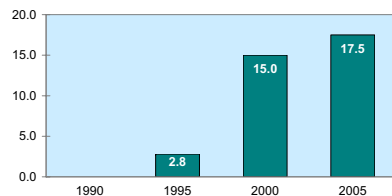


Legal marital status, population aged 18+



Women in the labour force:	..
Gender pay gap, 2000:	56.8%
Female government ministers: percentage of total for both sexes	..
Female central bank board members: percentage of total for both sexes	..
Female tertiary students: percentage of total for both sexes	..

Parliament seats held by women (% of total)

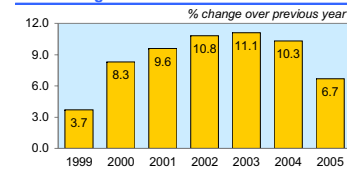


	1999	2000	2001	2002	2003	2004	2005
Employment (% change over previous year)	-3.3	0.5	4.8	1.5	1.5	10.8	1.1
Unemployment rate (%)	3.0	2.7	2.3	2.6	2.3	2.0	2.1
Youth unemployment rate (%)	..	12.8	10.0	..

Economic activity rate

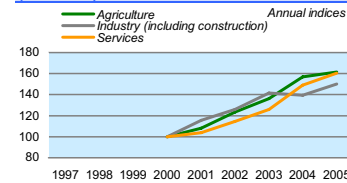


Real GDP growth rate



	<i>% of GDP</i>
Exports of goods and services, 2005:	54.3
Imports of goods and services, 2005:	72.8
External trade balance, 2005:	-19

GDP in agriculture, industry, and services (2000=100)



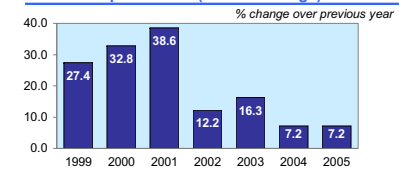
Major import partners from UNECE, 2005

Russian Federation	19.25
Kazakhstan	12.65
Uzbekistan	11.43

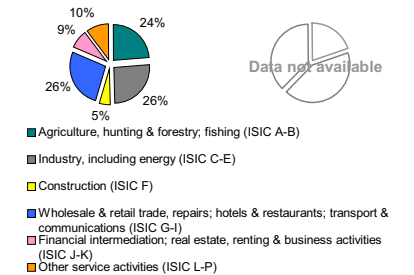
(% of total imports)

GDP at current prices in millions of US Dollars, PPP, 2005:	8 751
in millions of TJS, 2005:	7 207
GDP at constant 2000 prices, per capita US Dollars, PPP, 2005:	1 134
TJS, 2005:	414
Final consumption expenditure at 2000 prices, per capita, US Dollars, PPP, 2005:	1 287
Purchasing Power Parity (PPP) TJS per USD, 2005, US=1:	0.824
Gross external debt: in millions of US Dollars, 2004:	871
Exchange rate Annual average, TJS per USD, 2005:	3.115

Consumer price index (annual average)



GDP by major sectors, 2005



Major export partners in UNECE, 2005

Netherlands	46.55
Russian Federation	9.13
Uzbekistan	7.26

(% of total exports)

