



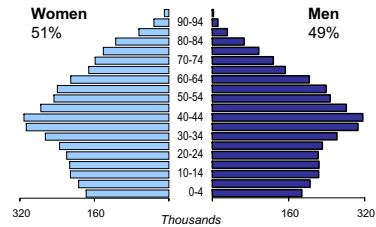
# SWITZERLAND

Capital:	Bern (122 707)
Two largest cities:	Zurich (342 518) Geneva (177 535)
Area (km <sup>2</sup> ):	41 285
Total population:	7 437 115
Population density (per km <sup>2</sup> ):	180
Official languages:	German, French, Italian, Romansh
Date joined UN:	10 September 2002
National currency:	Swiss franc (CHF)
National statistical office:	Swiss Federal Statistical Office <a href="http://www.bfs.admin.ch">http://www.bfs.admin.ch</a>

Time: UTC +1h



## Population by age, 2005



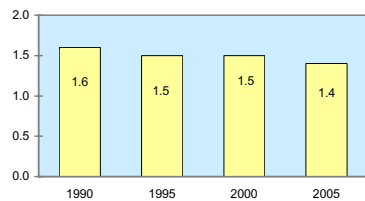
Life expectancy (in years), 2005:	at birth	at 65
Women:	84	21
Men:	79	18

## Median age (in years), 2005:

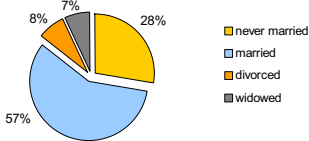
Women:	41
Men:	39

Foreign born:	..
Foreigners in population, 2005:	20.6%

## Total fertility rate

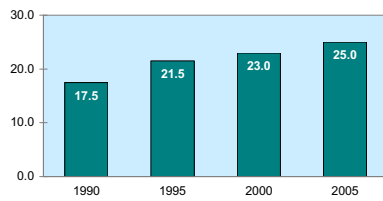


## Legal marital status, population aged 18+, 2004



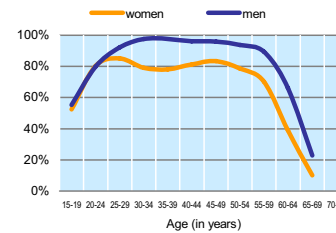
Women in the labour force, 2005:	45.7%
Gender pay gap, 2002:	20.7%
Female government ministers, 2006: percentage of total for both sexes	42.8%
Female central bank board members: percentage of total for both sexes	..
Female tertiary students, 2003-2004: percentage of total for both sexes	44.9%

## Parliament seats held by women (% of total)

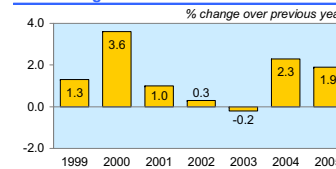


	1999	2000	2001	2002	2003	2004	2005
Employment (% change over previous year)	0.8	1.0	1.6	0.6	-0.1	0.2	1.1
Unemployment rate (%)	3.0	2.7	2.6	3.2	4.2	4.4	4.5
Youth unemployment rate (%)	..	5.0	5.7	5.6	8.6	..	..

## Economic activity rate, 2004

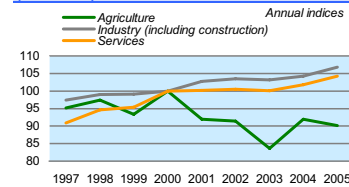


## Real GDP growth rate



Exports of goods and services, 2005:	47.9
Imports of goods and services, 2005:	41.1
External trade balance, 2005:	6.8

## GDP in agriculture, industry, and services (2000=100)

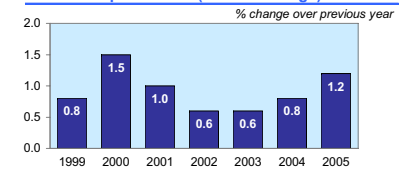


## Major import partners from UNECE, 2005

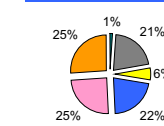
Germany	32.11
Italy	10.73
France	9.33

GDP at current prices in millions of US Dollars, PPP, 2005:	262 723
in millions of CHF, 2005:	455 594
GDP at constant 2000 prices, per capita US Dollars, PPP, 2005:	30 935
CHF, 2005:	58 731
Final consumption expenditure at 2000 prices, per capita, US Dollars, PPP, 2005:	22 049
Purchasing Power Parity (PPP) CHF per USD, 2005, US=1:	1.734
Gross external debt: in millions of US Dollars, 2005:	925 305
Exchange rate Annual average, CHF per USD, 2005:	1.245

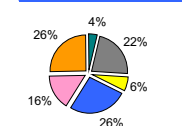
## Consumer price index (annual average)



## GDP by major sectors, 2005



## Employment in major sectors, 2003



- Agriculture, hunting & forestry; fishing (ISIC A-B)
- Industry, including energy (ISIC C-E)
- Construction (ISIC F)
- Wholesale & retail trade, repairs; hotels & restaurants; transport & communications (ISIC G-I)
- Financial intermediation; real estate, renting & business activities (ISIC J-K)
- Other service activities (ISIC L-P)

## Major export partners in UNECE, 2005

Germany	19.59
USA	11.08
France	8.60

