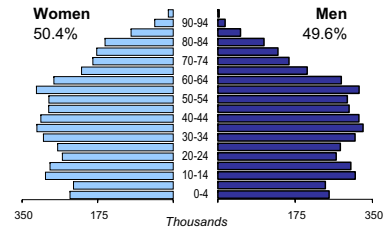




SWEDEN

Capital:	Stockholm (765 044)
Two largest cities:	Göteborg (481 410) Malmö (269 142)
Area (km²):	449 964
Total population:	9 029 572
Population density (per km²):	20
Official languages:	Swedish
Date joined UN:	19 November 1946
National currency:	Swedish krona (SEK)
National statistical office:	Statistics Sweden http://www.scb.se

Population by age, 2005



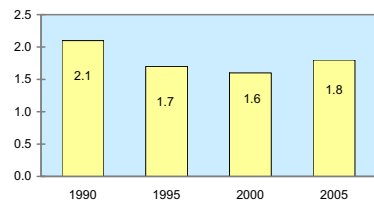
Life expectancy (in years), 2005:	at birth	at 65
Women:	83	20
Men:	78	17

Median age (in years), 2005:

Women:	41
Men:	39

	<i>percentage of total population</i>
Foreign born, 2005:	12.2%
Foreigners in population, 2005:	5.3%

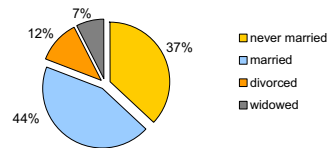
Total fertility rate



Time: UTC +1h

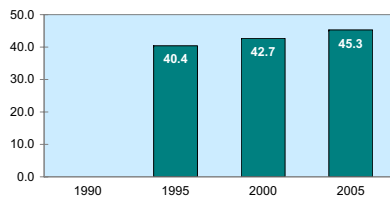


Legal marital status, population aged 18+, 2004



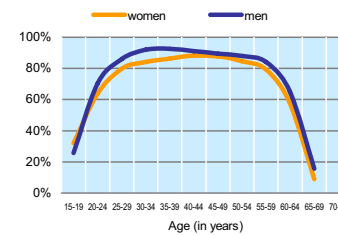
Women in the labour force, 2005:	47.5%
Gender pay gap, 2005:	16%
Female government ministers, 2006: percentage of total for both sexes	40.9%
Female central bank board members, 2005: percentage of total for both sexes	50%
Female tertiary students, 2003-2004: percentage of total for both sexes	59.5%

Parliament seats held by women (% of total)

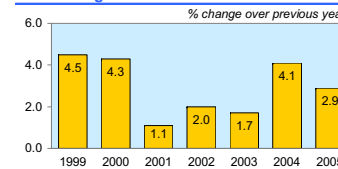


	1999	2000	2001	2002	2003	2004	2005
Employment (% change over previous year)	2.1	2.4	1.9	0.2	-0.3	-0.5	0.5
Unemployment rate (%)	6.7	5.6	4.9	4.9	5.6	6.3	7.8
Youth unemployment rate (%)	..	10.5	10.9	11.9	13.4	16.3	21.8

Economic activity rate, 2004

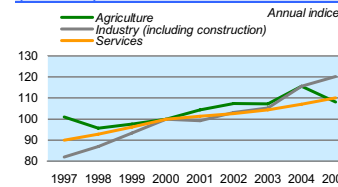


Real GDP growth rate



	<i>% of GDP</i>
Exports of goods and services, 2005:	48.6
Imports of goods and services, 2005:	40.9
External trade balance, 2005:	7.7

GDP in agriculture, industry, and services (2000=100)



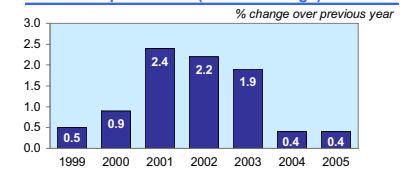
Major import partners from UNECE, 2005

Germany	18.14
Denmark	9.51
Norway	8.16

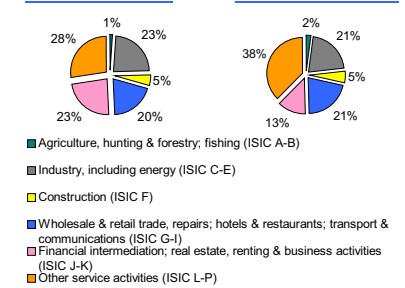
(% of total imports)

GDP at current prices in millions of US Dollars, PPP, 2005:	286 167
in millions of SEK, 2005:	2 672 998
GDP at constant 2000 prices, per capita US Dollars, PPP, 2005:	29 991
SEK, 2005:	275 816
Final consumption expenditure at 2000 prices, per capita, US Dollars, PPP, 2005:	21 680
Purchasing Power Parity (PPP) SEK per USD, 2005, US=1:	9.341
Gross external debt: in millions of US Dollars, 2005:	522 172
Exchange rate Annual average, SEK per USD, 2005:	7.473

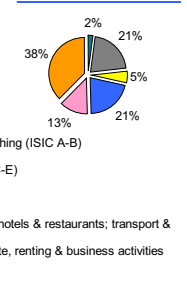
Consumer price index (annual average)



GDP by major sectors, 2005



Employment in major sectors, 2005



Major export partners in UNECE, 2005

USA	10.56
Germany	10.38
Norway	8.68

(% of total exports)

