



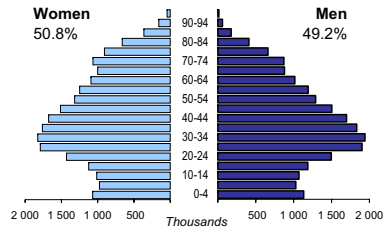
SPAIN

Capital:	Madrid (3 155 359)
Two largest cities:	Barcelona (1 593 075) Valencia (796 549)
Area (km²):	505 992
Total population:	43 398 143
Population density (per km²):	86
Official languages:	Spanish
Date joined UN:	14 December 1955
National currency:	Euro (EUR)
National statistical office:	National Institute of Statistics http://www.ine.es

Time: UTC +1h



Population by age, 2005

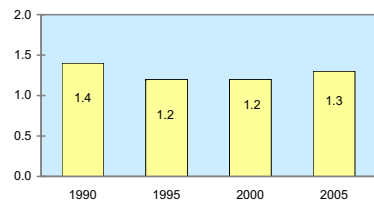


Life expectancy (in years), 2005:	at birth	at 65
Women:	84	22
Men:	77	17

Median age (in years), 2005:	
Women:	40
Men:	38

	<i>percentage of total population</i>
Foreign born, 2005:	9.9%
Foreigners in population, 2005:	7.8%

Total fertility rate

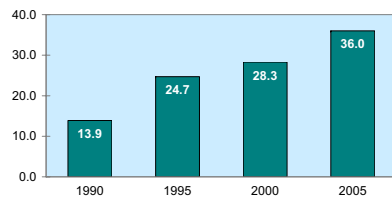


Legal marital status, population aged 18+



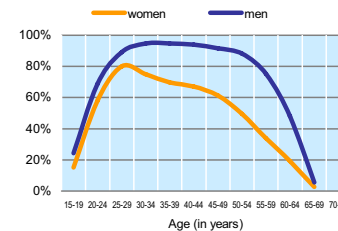
Women in the labour force, 2005:	41.3%
Gender pay gap, 2005:	13%
Female government ministers, 2006: percentage of total for both sexes	38.1%
Female central bank board members, 2005: percentage of total for both sexes	10%
Female tertiary students, 2003-2004: percentage of total for both sexes	53.8%

Parliament seats held by women (% of total)

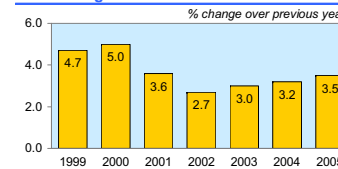


	1999	2000	2001	2002	2003	2004	2005
Employment (% change over previous year)	3.5	3.5	3.2	2.4	2.6	2.6	3.6
Unemployment rate (%)	12.5	11.1	10.3	11.1	11.1	10.6	9.2
Youth unemployment rate (%)	..	24.3	23.2	24.2	24.6	23.9	19.7

Economic activity rate, 2004

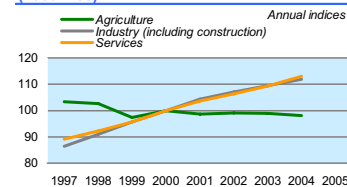


Real GDP growth rate



	<i>% of GDP</i>
Exports of goods and services, 2005:	25.5
Imports of goods and services, 2005:	30.9
External trade balance, 2005:	-5.4

GDP in agriculture, industry, and services (2000=100)



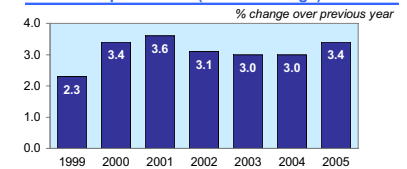
Major import partners from UNECE, 2005

Germany	14.75
France	14.10
Italy	8.54

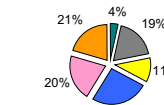
(% of total imports)

GDP at current prices in millions of US Dollars, PPP, 2005:	1 184 085
in millions of EUR, 2005:	905 455
GDP at constant 2000 prices, per capita US Dollars, PPP, 2005:	22 931
EUR, 2005:	17 028
Final consumption expenditure at 2000 prices, per capita, US Dollars, PPP, 2005:	18 112
Purchasing Power Parity (PPP) EUR per USD, 2005, US=1:	0.765
Gross external debt: in millions of US Dollars, 2005:	1 369 564
Exchange rate Annual average, EUR per USD, 2005:	0.804

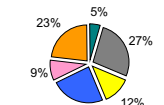
Consumer price index (annual average)



GDP by major sectors



Employment in major sectors, 2005



- Agriculture, hunting & forestry; fishing (ISIC A-B)
- Industry, including energy (ISIC C-E)
- Construction (ISIC F)
- Wholesale & retail trade, repairs; hotels & restaurants; transport & communications (ISIC G-1)
- Financial intermediation; real estate, renting & business activities (ISIC J-K)
- Other service activities (ISIC L-P)

Major export partners in UNECE, 2005

France	19.19
Germany	11.36
Portugal	9.57

(% of total exports)

