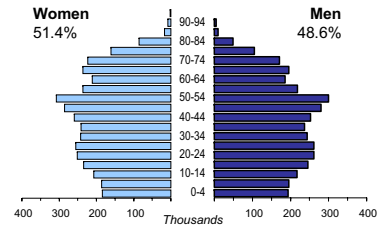




SERBIA

Capital:	Belgrade (1 120 092)
Two largest cities:	Novi Sad (191 405) Niš (173 724)
Area (km²):	88 361
Total population:	7 463 157
Population density (per km²):	84
Official languages:	Serbian
Date joined UN:	1 November 2000*
National currency:	Serbian dinar (RSD)
National statistical office:	Statistical Office of the Republic of Serbia http://www.statserb.sr.gov.yu

Population by age, 2004

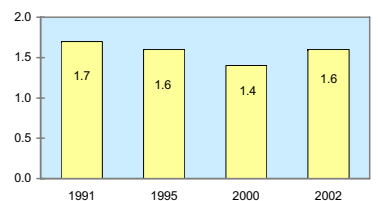


Life expectancy (in years):	at birth	at 65
Women:	75	..
Men:	70	..

Median age (in years), 2004:	
Women:	42
Men:	39

	<i>percentage of total population</i>
Foreign born:	..
Foreigners in population:	..

Total fertility rate

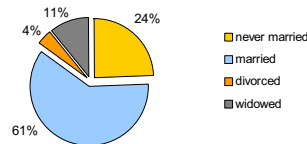


* Refer to the explanatory notes.

Time: UTC +1h

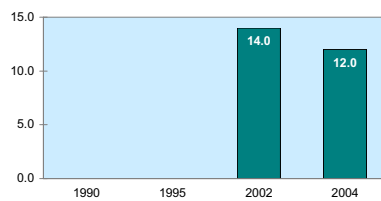


Legal marital status, population aged 15+, 2002



Women in the labour force:	..
Gender pay gap:	..
Female government ministers, 2004:	
percentage of total for both sexes	11.8%
Female central bank board members:	
percentage of total for both sexes	..
Female tertiary students, 2002:	
percentage of total for both sexes	52.9%

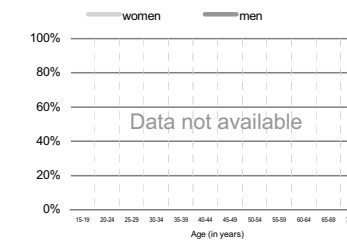
Parliament seats held by women (% of total)



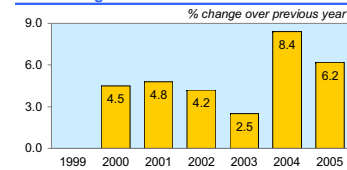
SERBIA

	1999	2000	2001	2002	2003	2004	2005
Employment (% change over previous year)
Unemployment rate (%)
Youth unemployment rate (%)

Economic activity rate

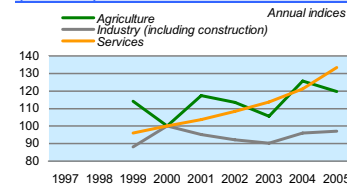


Real GDP growth rate



	<i>% of GDP</i>
Exports of goods and services, 2004:	22.2
Imports of goods and services, 2004:	50.6
External trade balance, 2004:	-28

GDP in agriculture, industry, and services (2000=100)



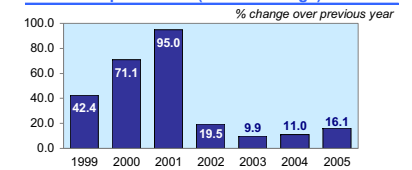
Major import partners from UNECE, 2006

Russian Federation	16.40
Germany	10.50
Italy	8.60

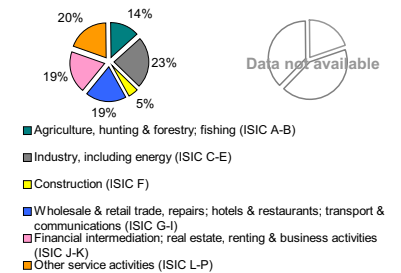
(% of total imports)

GDP at current prices	
in millions of US Dollars, PPP:	..
in millions of RSD, 2005:	1 750 000
GDP at constant 2000 prices, per capita	
US Dollars, PPP:	..
RSD, 2005:	68 938
Final consumption expenditure at 2000 prices, per capita, US Dollars, PPP:	..
Purchasing Power Parity (PPP)	
RSD per USD, US=1:	..
Gross external debt:	
in millions of US Dollars:	..
Exchange rate	
Annual average, RSD per USD, 2005:	66.71

Consumer price index (annual average)



GDP by major sectors



Employment in major sectors



Major export partners in UNECE, 2006

Bosnia Herzegovina	16.10
Italy	14.60
Germany	10.00

(% of total exports)

