



RUSSIAN FEDERATION

Capital: Moscow (10 406 578)

Two largest cities: St Petersburg (4 601 000)
Novosibirsk (1 405 569)

Area (km²): 17 075 400

Total population: 143 821 213

Population density (per km²): 8

Official languages: Russian

Date joined UN: 24 October 1945

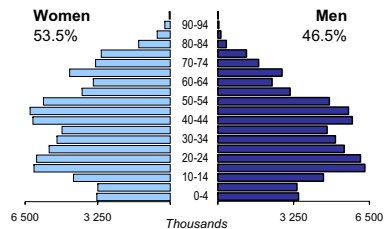
National currency: Russian ruble (RUB)

National statistical office: Federal State Statistics Service (ROSSTAT)
<http://www.gks.ru>

Time: UTC +3h



Population by age, 2004



Life expectancy (in years), 2005:

	at birth	at 65
Women:	72	15
Men:	59	11

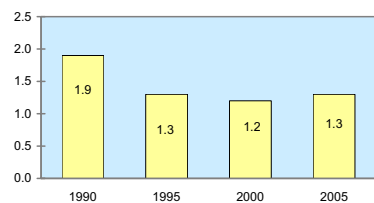
Median age (in years), 2004:

Women:	40
Men:	34

percentage of total population

Foreign born, 2002:	9.3%
Foreigners in population, 2002:	0.7%

Total fertility rate

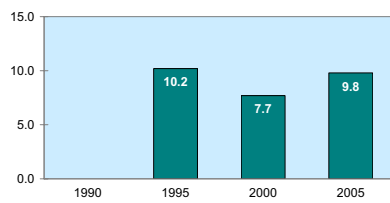


Legal marital status, population aged 18+



Women in the labour force, 2005:	49.2%
Gender pay gap, 2003:	35.5%
Female government ministers, 2006: percentage of total for both sexes	..
Female central bank board members: percentage of total for both sexes	..
Female tertiary students, 2002-2003: percentage of total for both sexes	55.8%

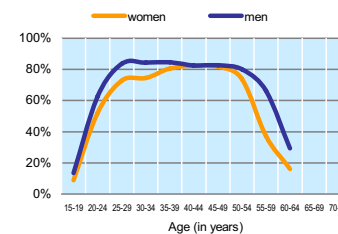
Parliament seats held by women (% of total)



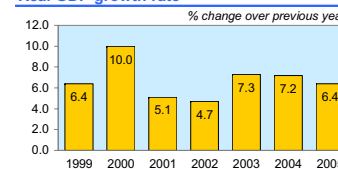
RUSSIAN FEDERATION

	1999	2000	2001	2002	2003	2004	2005
Employment (% change over previous year)	6.9	4.2	0.1	2.4	-0.3	1.3	1.3
Unemployment rate (%)	12.6	10.6	9.0	7.9	8.2	7.9	7.2
Youth unemployment rate (%)	..	20.7	18.0	15.6	17.5	17.2	15.7

Economic activity rate, 2001



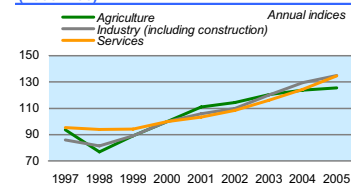
Real GDP growth rate



% of GDP

Exports of goods and services, 2005:	35.1
Imports of goods and services, 2005:	21.6
External trade balance, 2005:	13.6

GDP in agriculture, industry, and services (2000=100)



Major import partners from UNECE, 2005

Germany	13.44
Ukraine	7.85
Belarus	5.80

(% of total imports)

GDP at current prices
in millions of US Dollars, PPP, 2005: 1 541 285
in millions of RUB, 2005: 21 597 968

GDP at constant 2000 prices, per capita
US Dollars, PPP, 2005: 9 596
RUB, 2005: 68 737

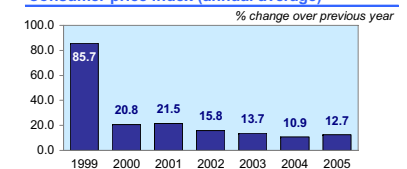
Final consumption expenditure at 2000 prices, per capita, US Dollars, PPP, 2005: 6 258

Purchasing Power Parity (PPP)
RUB per USD, 2005, US=1: 14.01

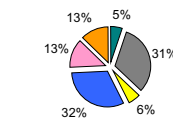
Gross external debt:
in millions of US Dollars, 2005: 258 440

Exchange rate
Annual average, RUB per USD, 2005: 28.28

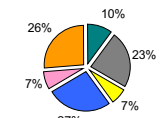
Consumer price index (annual average)



GDP by major sectors, 2005



Employment in major sectors, 2005



Major export partners in UNECE, 2005

Netherlands	9.84
Italy	6.07
Germany	5.41

(% of total exports)

