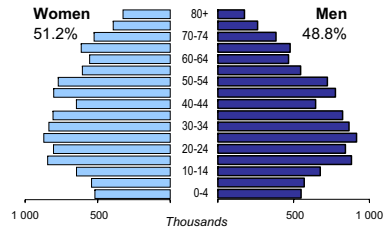




# ROMANIA

<b>Capital:</b>	Bucharest (1 921 751)
<b>Two largest cities:</b>	Iasi (321 580) Cluj-Napoca (318 027)
<b>Area (km<sup>2</sup>):</b>	238 391
<b>Total population:</b>	21 684 890
<b>Population density (per km<sup>2</sup>):</b>	91
<b>Official languages:</b>	Romanian
<b>Date joined UN:</b>	14 December 1955
<b>National currency:</b>	Romanian new leu (RON)
<b>National statistical office:</b>	National Institute of Statistics <a href="http://www.insse.ro">http://www.insse.ro</a>

## Population by age, 2004

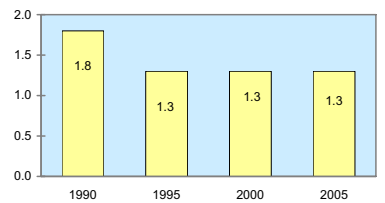


<b>Life expectancy (in years), 2005:</b>	<b>at birth</b>	<b>at 65</b>
Women:	75	16
Men:	68	13

<b>Median age (in years), 2004:</b>	
Women:	38
Men:	35

	<i>percentage of total population</i>
Foreign born:	..
Foreigners in population, 2005:	0.1%

## Total fertility rate

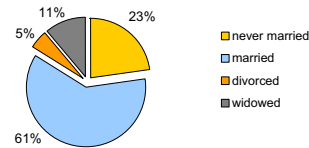


Time: UTC +2h



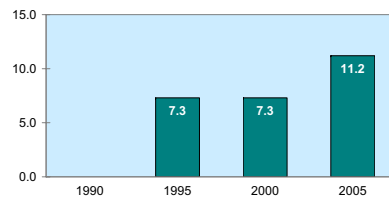
50 km

## Legal marital status, population aged 18+, 2004



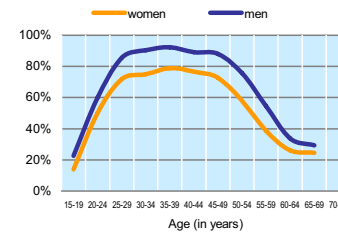
Women in the labour force, 2005:	45%
Gender pay gap, 2005:	13%
Female government ministers, 2006: percentage of total for both sexes	13.6%
Female central bank board members, 2005: percentage of total for both sexes	22.2%
Female tertiary students, 2003-2004: percentage of total for both sexes	54.8%

## Parliament seats held by women (% of total)

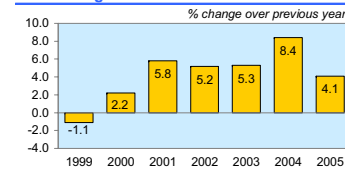


	1999	2000	2001	2002	2003	2004	2005
Employment (% change over previous year)	-1.8	-1.3	-1.9	-4.2	-0.1	-0.7	-0.1
Unemployment rate (%)	6.2	6.8	6.6	7.5	6.8	7.6	7.7
Youth unemployment rate (%)	..	20.0	18.6	23.2	19.6	21.9	20.2

## Economic activity rate, 2004

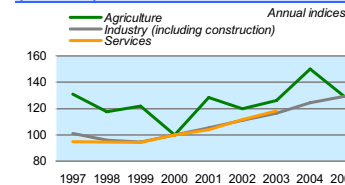


## Real GDP growth rate



	<i>% of GDP</i>
Exports of goods and services, 2005:	33.0
Imports of goods and services, 2005:	43.4
External trade balance, 2005:	-10

## GDP in agriculture, industry, and services (2000=100)



## Major import partners from UNECE, 2005

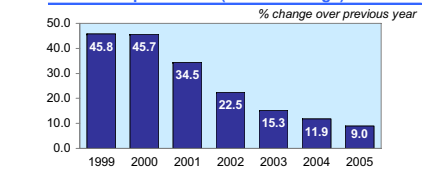
Italy	15.48
Germany	13.97
Russian Federation	8.25

(% of total imports)

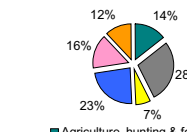
# ROMANIA

GDP at current prices in millions of US Dollars, PPP, 2005:	207 687
in millions of RON, 2005:	287 186
GDP at constant 2000 prices, per capita US Dollars, PPP, 2005:	7 765
RON, 2005:	4 887
Final consumption expenditure at 2000 prices, per capita, US Dollars, PPP, 2005:	7 510
Purchasing Power Parity (PPP) RON per USD, 2005, US=1:	1.383
Gross external debt: in millions of US Dollars, 2005:	29 126
Exchange rate Annual average, RON per USD, 2005:	2.914

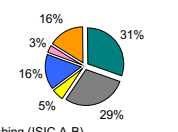
## Consumer price index (annual average)



## GDP by major sectors



## Employment in major sectors, 2005



## Major export partners in UNECE, 2005

Italy	19.42
Germany	14.03
Turkey	7.92

(% of total exports)

