



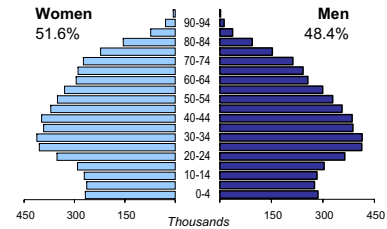
PORTUGAL

Capital:	Lisbon (556 797)
Two largest cities:	Vila Nova de Gaia (287 597) Porto (262 928)
Area (km²):	91 982
Total population:	10 549 424
Population density (per km²):	115
Official languages:	Portuguese
Date joined UN:	14 December 1955
National currency:	Euro (EUR)
National statistical office:	National Institute of Statistics http://www.ine.pt

Time: UTC +1h



Population by age, 2005

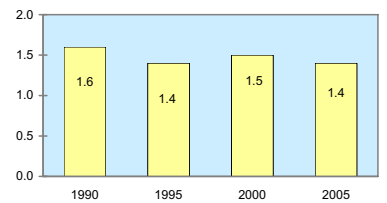


Life expectancy (in years), 2005:	at birth	at 65
Women:	81	19
Men:	75	16

Median age (in years), 2005:	
Women:	41
Men:	38

	<i>percentage of total population</i>
Foreign born, 2001:	5.4%
Foreigners in population, 2001:	2.2%

Total fertility rate

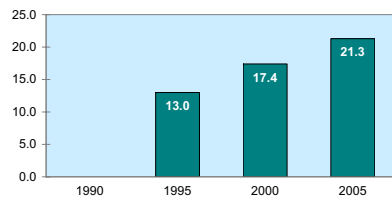


Legal marital status, population aged 18+



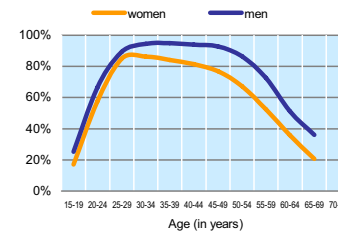
Women in the labour force, 2005:	46.6%
Gender pay gap, 2005:	9%
Female government ministers, 2006: percentage of total for both sexes	11.8%
Female central bank board members: percentage of total for both sexes	..
Female tertiary students, 2003-2004: percentage of total for both sexes	56.1%

Parliament seats held by women (% of total)

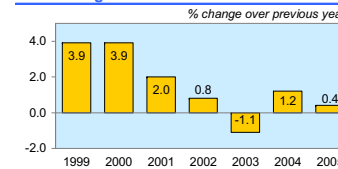


	1999	2000	2001	2002	2003	2004	2005
Employment (% change over previous year)	1.9	1.8	1.6	0.5	-0.4	0.1	0.1
Unemployment rate (%)	4.5	4.0	4.0	5.0	6.3	6.7	7.6
Youth unemployment rate (%)	..	8.8	9.4	11.6	14.5	15.3	16.1

Economic activity rate, 2004

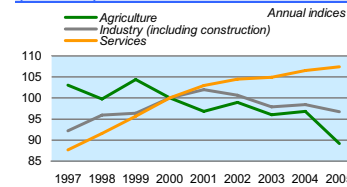


Real GDP growth rate



	<i>% of GDP</i>
Exports of goods and services, 2005:	28.6
Imports of goods and services, 2005:	37.4
External trade balance, 2005:	-8.9

GDP in agriculture, industry, and services (2000=100)



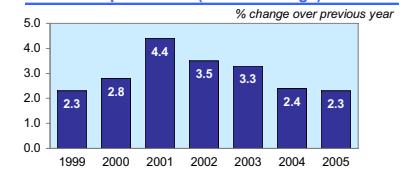
Major import partners from UNECE, 2005

Spain	28.93
Germany	13.42
France	8.46

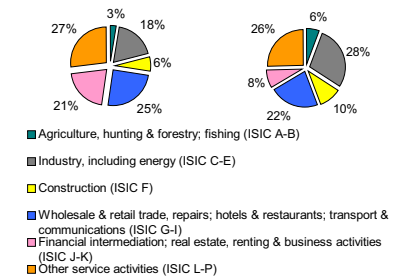
(% of total imports)

GDP at current prices in millions of US Dollars, PPP, 2005:	208 207
in millions of EUR, 2005:	147 378
GDP at constant 2000 prices, per capita US Dollars, PPP, 2005:	18 357
EUR, 2005:	11 947
Final consumption expenditure at 2000 prices, per capita, US Dollars, PPP, 2005:	16 013
Purchasing Power Parity (PPP) EUR per USD, 2005, US=1:	0.708
Gross external debt: in millions of US Dollars, 2005:	302 220
Exchange rate Annual average, EUR per USD, 2005:	0.804

Consumer price index (annual average)



GDP by major sectors, 2005



Employment in major sectors

Major export partners in UNECE, 2005

Spain	25.82
France	13.00
Germany	11.65

(% of total exports)

