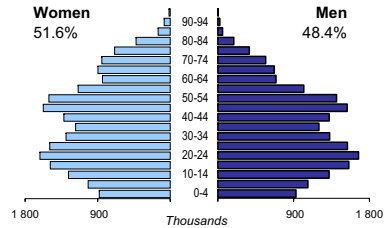




POLAND

Capital:	Warsaw (1 692 854)
Two largest cities:	Lodz (774 004) Krakow (757 430)
Area (km²):	312 685
Total population:	38 182 222
Population density (per km²):	122
Official languages:	Polish
Date joined UN:	24 October 1945
National currency:	Polish zloty (PLN)
National statistical office:	Central Statistical Office of Poland http://www.stat.gov.pl

Population by age, 2004

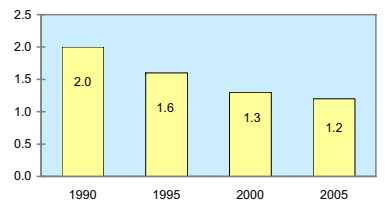


Life expectancy (in years), 2005:	at birth	at 65
Women:	79	18
Men:	71	14

Median age (in years), 2004:	
Women:	38
Men:	34

	<i>percentage of total population</i>
Foreign born:	..
Foreigners in population, 2002:	1.8%

Total fertility rate



Time: UTC +1h

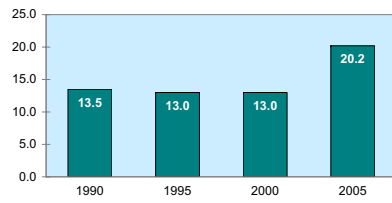


Legal marital status, population aged 18+



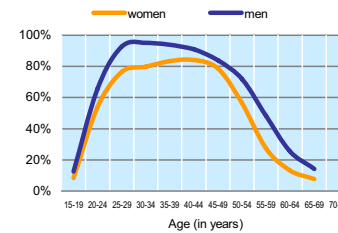
Women in the labour force, 2005:	45.4%
Gender pay gap, 2005:	10%
Female government ministers, 2006: percentage of total for both sexes	18.2%
Female central bank board members, 2005: percentage of total for both sexes	11.1%
Female tertiary students, 2004-2005: percentage of total for both sexes	57.5%

Parliament seats held by women (% of total)

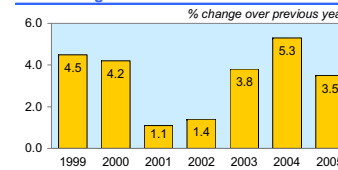


	1999	2000	2001	2002	2003	2004	2005
Employment (% change over previous year)	-3.9	-1.6	-2.2	-3.0	-1.2	1.3	1.1
Unemployment rate (%)	13.4	16.1	18.2	19.9	19.6	19.0	17.7
Youth unemployment rate (%)	..	35.1	39.5	42.5	41.9	39.6	36.9

Economic activity rate, 2004

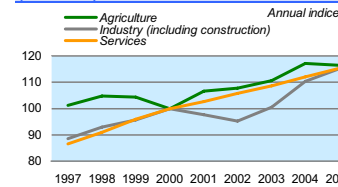


Real GDP growth rate



	<i>% of GDP</i>
Exports of goods and services, 2005:	37.2
Imports of goods and services, 2005:	37.5
External trade balance, 2005:	-0.3

GDP in agriculture, industry, and services (2000=100)



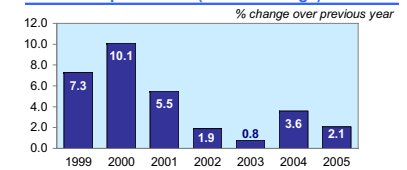
Major import partners from UNECE, 2005

Germany	24.67
Russian Federation	8.85
Italy	7.08

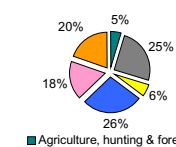
(% of total imports)

GDP at current prices in millions of US Dollars, PPP, 2005:	526 277
in millions of PLN, 2005:	980 666
GDP at constant 2000 prices, per capita US Dollars, PPP, 2005:	12 432
PLN, 2005:	22 659
Final consumption expenditure at 2000 prices, per capita, US Dollars, PPP, 2005:	10 066
Purchasing Power Parity (PPP) PLN per USD, 2005, US=1:	1.863
Gross external debt: in millions of US Dollars, 2005:	131 102
Exchange rate Annual average, PLN per USD, 2005:	3.236

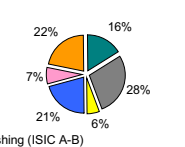
Consumer price index (annual average)



GDP by major sectors, 2005



Employment in major sectors, 2005



Major export partners in UNECE, 2005

Germany	28.22
France	6.22
Italy	6.15

(% of total exports)

