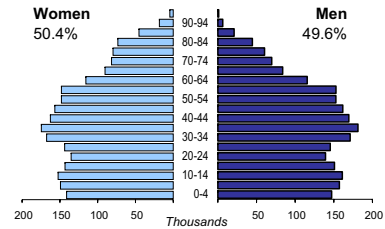




NORWAY

Capital:	Oslo (521 886)
Two largest cities:	Bergen (237 430) Trondheim (154 351)
Area (km²):	323 759
Total population:	4 623 291
Population density (per km²):	14
Official languages:	Norwegian
Date joined UN:	27 November 1945
National currency:	Norwegian krone (NOK)
National statistical office:	Statistics Norway http://www.ssb.no

Population by age, 2005

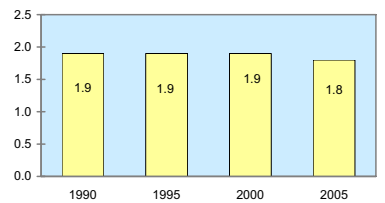


Life expectancy (in years), 2005:	at birth	at 65
Women:	83	21
Men:	78	17

Median age (in years), 2005:	
Women:	39
Men:	37

	<i>percentage of total population</i>
Foreign born, 2005:	7.8%
Foreigners in population, 2005:	4.6%

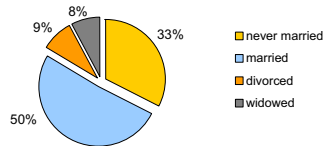
Total fertility rate



Time: UTC +1h

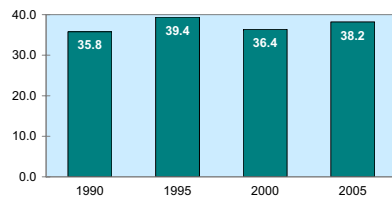


Legal marital status, population aged 18+, 2002



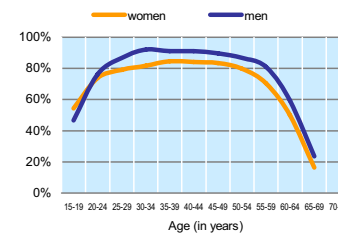
Women in the labour force, 2005:	47.1%
Gender pay gap, 2005:	13.3%
Female government ministers, 2006: percentage of total for both sexes	47.3%
Female central bank board members, 2005: percentage of total for both sexes	42.9%
Female tertiary students, 2003-2004: percentage of total for both sexes	59.6%

Parliament seats held by women (% of total)

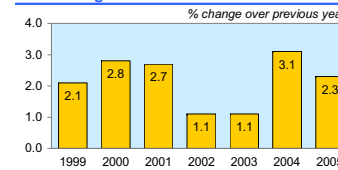


	1999	2000	2001	2002	2003	2004	2005
Employment (% change over previous year)	0.8	0.4	0.3	0.1	-1.0	0.3	0.7
Unemployment rate (%)	3.2	3.4	3.6	3.9	4.5	4.4	4.6
Youth unemployment rate (%)	..	9.9	10.3	11.1	11.6	11.4	11.6

Economic activity rate, 2004

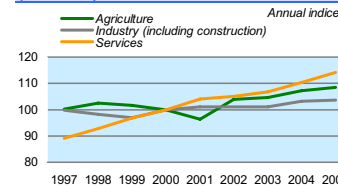


Real GDP growth rate



	<i>% of GDP</i>
Exports of goods and services, 2005:	45.3
Imports of goods and services, 2005:	28.1
External trade balance, 2005:	17.2

GDP in agriculture, industry, and services (2000=100)



Major import partners from UNECE, 2005

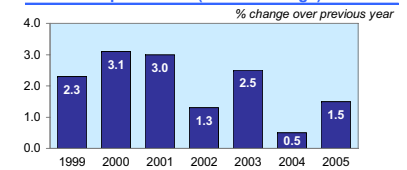
Sweden	14.41
Germany	13.43
Denmark	7.31

(% of total imports)

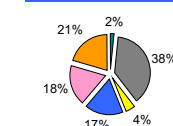
NORWAY

GDP at current prices in millions of US Dollars, PPP, 2005:	210 357
in millions of NOK, 2005:	1 903 841
GDP at constant 2000 prices, per capita US Dollars, PPP, 2005:	39 020
NOK, 2005:	351 895
Final consumption expenditure at 2000 prices, per capita, US Dollars, PPP, 2005:	25 292
Purchasing Power Parity (PPP) NOK per USD, 2005, US=1:	9.051
Gross external debt: in millions of US Dollars, 2005:	279 095
Exchange rate Annual average, NOK per USD, 2005:	6.443

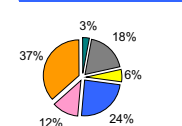
Consumer price index (annual average)



GDP by major sectors, 2005



Employment in major sectors, 2005



Major export partners in UNECE, 2005

United Kingdom	24.45
Germany	12.16
Netherlands	9.70

(% of total exports)

