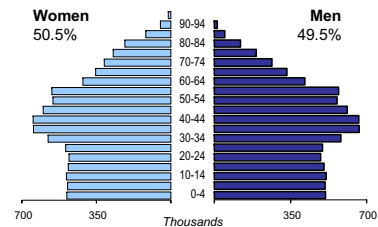




NETHERLANDS

Capital:	Amsterdam (739 295)
Two largest cities:	Rotterdam (596 068) The Hague (468 421)
Area (km ²):	41 526
Total population:	16 319 868
Population density (per km ²):	393
Official languages:	Dutch
Date joined UN:	10 December 1945
National currency:	Euro (EUR)
National statistical office:	Statistics Netherlands http://www.cbs.nl

Population by age, 2005



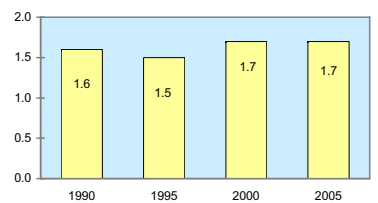
Life expectancy (in years), 2005:	at birth	at 65
Women:	82	20
Men:	77	16

Median age (in years), 2005:

Women:	40
Men:	38

	percentage of total population
Foreign born, 2005:	10.6%
Foreigners in population, 2005:	4.3%

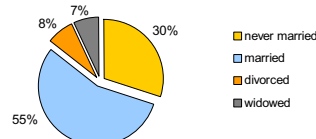
Total fertility rate



Time: UTC +1h

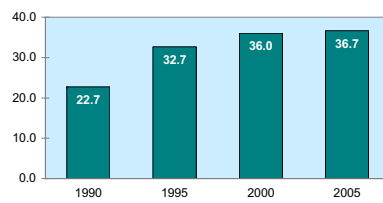


Legal marital status, population aged 18+, 2004



Women in the labour force, 2005:	44.9%
Gender pay gap, 2005:	18%
Female government ministers, 2003: percentage of total for both sexes	33.3%
Female central bank board members: percentage of total for both sexes	..
Female tertiary students, 2003-2004: percentage of total for both sexes	50.9%

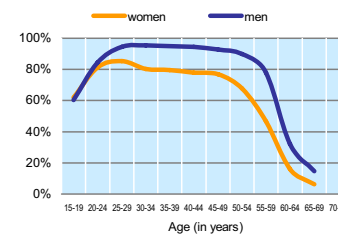
Parliament seats held by women (% of total)



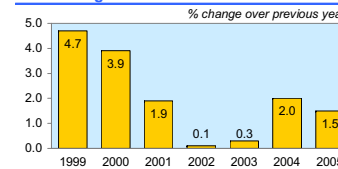
NETHERLANDS

	1999	2000	2001	2002	2003	2004	2005
Employment (% change over previous year)	2.6	2.2	1.9	0.5	-0.6	-1.4	-0.3
Unemployment rate (%)	3.2	2.8	2.2	2.8	3.7	4.6	4.8
Youth unemployment rate (%)	..	5.7	4.5	5.0	6.3	8.0	8.2

Economic activity rate, 2004

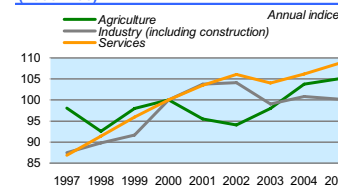


Real GDP growth rate



Exports of goods and services, 2005:	69.9
Imports of goods and services, 2005:	62.2
External trade balance, 2005:	7.7

GDP in agriculture, industry, and services (2000=100)



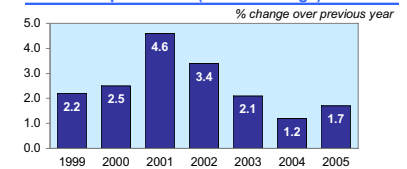
Major import partners from UNECE, 2005

Germany	17.59
Belgium	10.21
USA	8.47

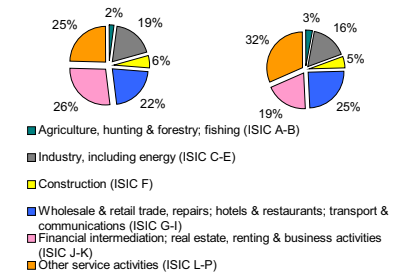
(% of total imports)

GDP at current prices in millions of US Dollars, PPP, 2005:	560 600
in millions of EUR, 2005:	505 646
GDP at constant 2000 prices, per capita US Dollars, PPP, 2005:	29 336
EUR, 2005:	27 138
Final consumption expenditure at 2000 prices, per capita, US Dollars, PPP, 2005:	21 313
Purchasing Power Parity (PPP) EUR per USD, 2005, US=1:	0.902
Gross external debt: in millions of US Dollars, 2005:	1 671 498
Exchange rate Annual average, EUR per USD, 2005:	0.804

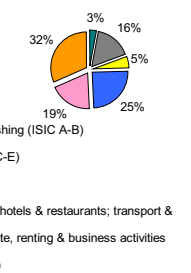
Consumer price index (annual average)



GDP by major sectors, 2005



Employment in major sectors, 2005



Major export partners in UNECE, 2005

Germany	23.23
Belgium	10.88
France	9.17

(% of total exports)

