



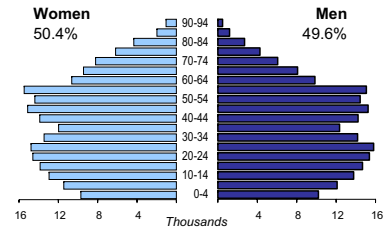
# MALTA

<b>Capital:</b>	Valletta (6 315)
<b>Two largest cities:</b>	Birkirkara (21 775) Mosta (18 676)
<b>Area (km<sup>2</sup>):</b>	316
<b>Total population:</b>	403 507
<b>Population density (per km<sup>2</sup>):</b>	1277
<b>Official languages:</b>	Maltese and English
<b>Date joined UN:</b>	1 December 1964
<b>National currency:</b>	Maltese lira (MTL)
<b>National statistical office:</b>	National Statistics Office Malta <a href="http://www.nso.gov.mt/">http://www.nso.gov.mt/</a>

Time: UTC +1h



## Population by age, 2005

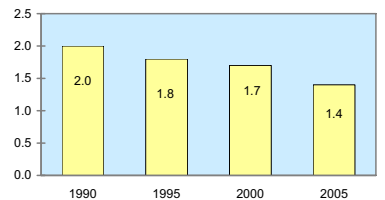


<b>Life expectancy (in years), 2005:</b>	at birth	at 65
Women:	81	19
Men:	78	16

<b>Median age (in years), 2005:</b>	
Women:	40
Men:	37

	percentage of total population
Foreign born:	..
Foreigners in population:	..

## Total fertility rate

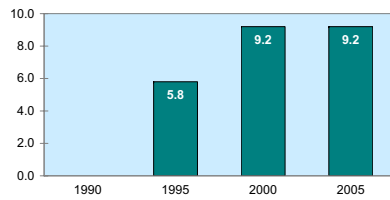


## Legal marital status, population aged 18+



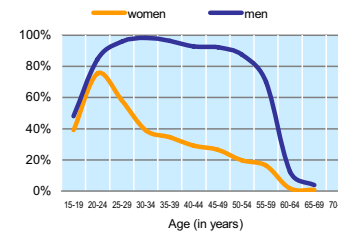
Women in the labour force, 2004:	30.8%
Gender pay gap, 2005:	4%
Female government ministers, 2006: percentage of total for both sexes	14.4%
Female central bank board members, 2005: percentage of total for both sexes	20%
Female tertiary students, 2003-2004: percentage of total for both sexes	55.9%

## Parliament seats held by women (% of total)

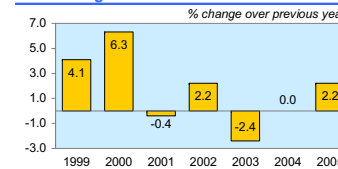


	1999	2000	2001	2002	2003	2004	2005
Employment (% change over previous year)	0.8	1.9	2.1	-0.7	-0.7	1.4	0.7
Unemployment rate (%)	7.8	6.7	7.6	7.5	7.6	7.3	7.3
Youth unemployment rate (%)	..	13.7	18.8	17.1	17.2	16.8	16.4

## Economic activity rate, 2004

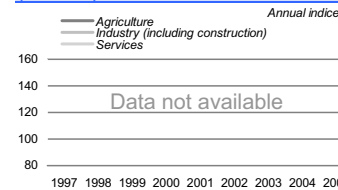


## Real GDP growth rate



Exports of goods and services, 2005:	72.5
Imports of goods and services, 2005:	82.6
External trade balance, 2005:	-10

## GDP in agriculture, industry, and services (2000=100)



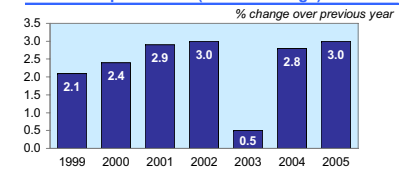
## Major import partners from UNECE, 2005

Italy	31.78
United Kingdom	11.28
France	9.37

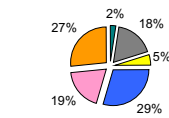
(% of total imports)

GDP at current prices in millions of US Dollars, PPP, 2005:	7 768
in millions of MTL, 2005:	1 941
GDP at constant 2000 prices, per capita US Dollars, PPP, 2005:	17 602
MTL, 2005:	4 309
Final consumption expenditure at 2000 prices, per capita, US Dollars, PPP, 2005:	15 534
Purchasing Power Parity (PPP) MTL per USD, 2005, US=1:	0.25
Gross external debt: in millions of US Dollars:	..
Exchange rate Annual average, MTL per USD, 2005:	0.346

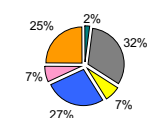
## Consumer price index (annual average)



## GDP by major sectors, 2005



## Employment in major sectors, 2000



## Major export partners in UNECE, 2005

France	15.42
USA	14.39
United Kingdom	11.22

(% of total exports)

