



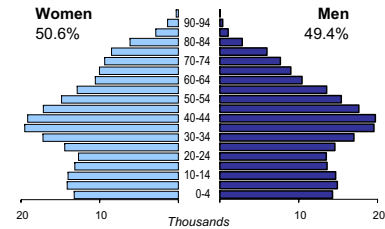
LUXEMBOURG

Capital:	Luxembourg (77 325)
Two largest cities:	Esch-sur-Alzette (27 891) Differdange (18 891)
Area (km²):	2 586
Total population:	457 250
Population density (per km²):	177
Official languages:	French, German and Luxembourgish
Date joined UN:	24 October 1945
National currency:	Euro (EUR)
National statistical office:	Central Service for Statistics and Economic Studies http://www.stat.ec.public.lu

Time: UTC +1h



Population by age, 2005



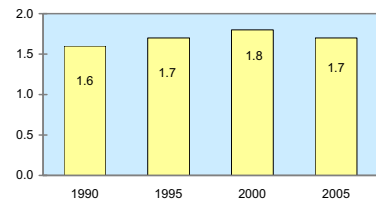
Life expectancy (in years), 2005:	at birth	at 65
Women:	82	20
Men:	76	17

Median age (in years), 2005:

Women:	39
Men:	38

Foreign born:	..
Foreigners in population, 2005:	39%

Total fertility rate

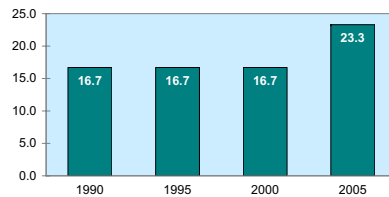


Legal marital status, population aged 18+



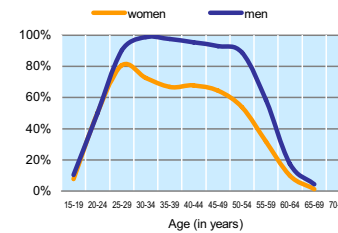
Women in the labour force, 2005:	42.4%
Gender pay gap, 2005:	14%
Female government ministers, 2006: percentage of total for both sexes	21.3%
Female central bank board members, 2005: percentage of total for both sexes	11.1%
Female tertiary students: percentage of total for both sexes	..

Parliament seats held by women (% of total)

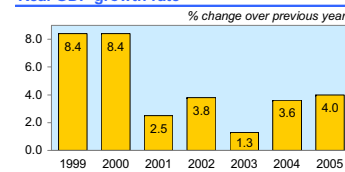


	1999	2000	2001	2002	2003	2004	2005
Employment (% change over previous year)	5.0	5.6	5.3	3.2	1.7	2.1	3.0
Unemployment rate (%)	2.4	2.3	2.1	2.8	3.7	5.1	4.5
Youth unemployment rate (%)	..	7.1	7.1	7.7	11.0	16.8	13.7

Economic activity rate, 2003

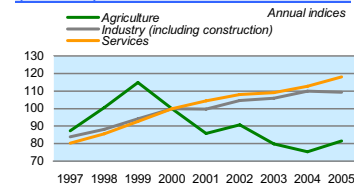


Real GDP growth rate



Exports of goods and services, 2005:	159.3
Imports of goods and services, 2005:	138.0
External trade balance, 2005:	21.3

GDP in agriculture, industry, and services (2000=100)



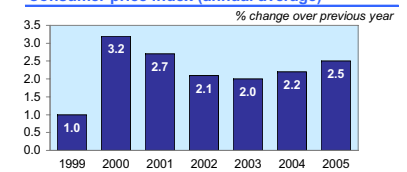
Major import partners from UNECE, 2005

Belgium	33.51
Germany	25.39
France	11.86

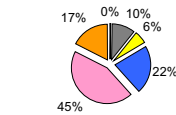
(% of total imports)

GDP at current prices in millions of US Dollars, PPP, 2005:	31 319
GDP at constant 2000 prices, per capita US Dollars, PPP, 2005:	56 768
Purchasing Power Parity (PPP) EUR per USD, 2005, US=1:	0.939
Gross external debt: in millions of US Dollars:	..
Exchange rate Annual average, EUR per USD, 2005:	0.804

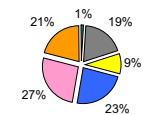
Consumer price index (annual average)



GDP by major sectors, 2005



Employment in major sectors, 2005



- Agriculture, hunting & forestry; fishing (ISIC A-B)
- Industry, including energy (ISIC C-E)
- Construction (ISIC F)
- Wholesale & retail trade, repairs; hotels & restaurants; transport & communications (ISIC G-I)
- Financial intermediation; real estate, renting & business activities (ISIC J-K)
- Other service activities (ISIC L-P)

Major export partners in UNECE, 2005

Germany	25.35
France	17.23
Belgium	11.38

(% of total exports)

