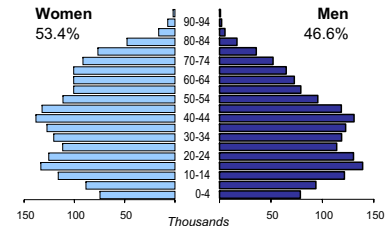




LITHUANIA

Capital:	Vilnius (541 291)
Two largest cities:	Kaunas (364 083) Klaipėda (188 775)
Area (km²):	65 300
Total population:	3 414 304
Population density (per km²):	52
Official languages:	Lithuanian
Date joined UN:	17 September 1991
National currency:	Lithuanian litas (LTL)
National statistical office:	Statistical Office of Lithuania http://www.std.lt

Population by age, 2005



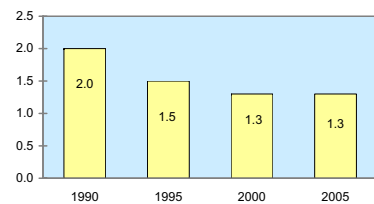
Life expectancy (in years), 2005:	at birth	at 65
Women:	77	18
Men:	65	14

Median age (in years), 2005:

Women:	40
Men:	35

	<i>percentage of total population</i>
Foreign born, 2005:	6.6%
Foreigners in population, 2005:	0.9%

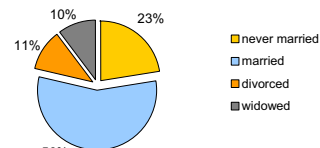
Total fertility rate



Time: UTC +2h

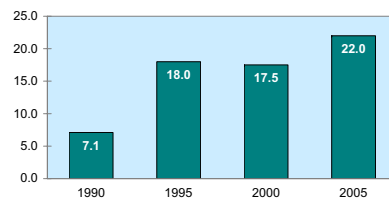


Legal marital status, population aged 18+, 2004



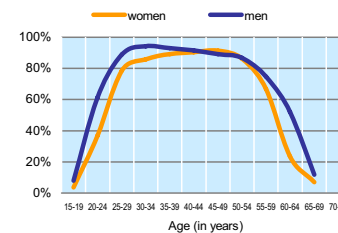
Women in the labour force, 2005:	49.1%
Gender pay gap, 2005:	15%
Female government ministers, 2005: percentage of total for both sexes	15.4%
Female central bank board members, 2005: percentage of total for both sexes	20%
Female tertiary students, 2003-2004: percentage of total for both sexes	60%

Parliament seats held by women (% of total)

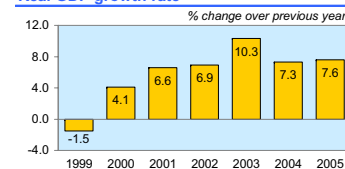


	1999	2000	2001	2002	2003	2004	2005
Employment (% change over previous year)	-2.2	-4.0	-3.3	4.0	2.3	-0.1	2.6
Unemployment rate (%)	13.7	16.4	16.5	13.5	12.4	11.4	8.3
Youth unemployment rate (%)	..	30.6	30.9	22.5	25.1	22.7	15.7

Economic activity rate, 2004

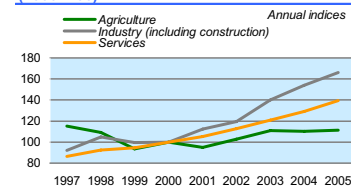


Real GDP growth rate



	<i>% of GDP</i>
Exports of goods and services, 2005:	58.3
Imports of goods and services, 2005:	65.3
External trade balance, 2005:	-7

GDP in agriculture, industry, and services (2000=100)



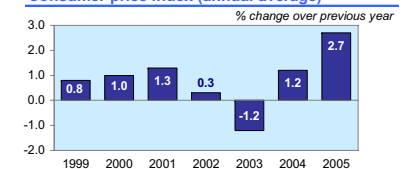
Major import partners from UNECE, 2005

Russian Federation	27.53
Germany	14.84
Poland	8.15

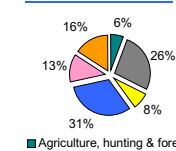
(% of total imports)

GDP at current prices in millions of US Dollars, PPP, 2005:	49 180
in millions of LTL, 2005:	71 200
GDP at constant 2000 prices, per capita US Dollars, PPP, 2005:	12 917
LTL, 2005:	19 425
Final consumption expenditure at 2000 prices, per capita, US Dollars, PPP, 2005:	10 977
Purchasing Power Parity (PPP) LTL per USD, 2005, US=1:	1.448
Gross external debt: in millions of US Dollars, 2005:	10 612
Exchange rate Annual average, LTL per USD, 2005:	2.774

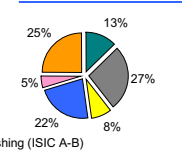
Consumer price index (annual average)



GDP by major sectors, 2005



Employment in major sectors, 2005



Major export partners in UNECE, 2005

Russian Federation	11.39
Latvia	10.00
Germany	9.15

(% of total exports)

