



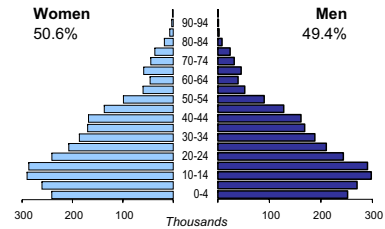
# KYRGYZSTAN

<b>Capital:</b>	Bishkek (750 327)
<b>Two largest cities:</b>	Osh (208 520) Jalal-Abad (70 401)
<b>Area (km<sup>2</sup>):</b>	199 900
<b>Total population:</b>	5 065 027
<b>Population density (per km<sup>2</sup>):</b>	25
<b>Official languages:</b>	Kyrgyz
<b>Date joined UN:</b>	2 March 1992
<b>National currency:</b>	Kyrgyz som (KGS)
<b>National statistical office:</b>	National Statistical Committee Kyrgyzstan <a href="http://www.stat.kg">http://www.stat.kg</a>

Time: UTC +5h



## Population by age, 2004

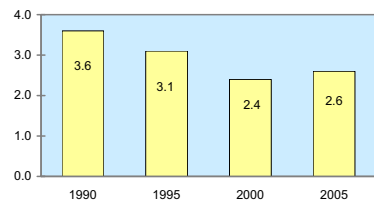


<b>Life expectancy (in years), 2005:</b>	<b>at birth</b>	<b>at 65</b>
Women:	72	15
Men:	64	12

<b>Median age (in years), 2004:</b>	
Women:	24
Men:	23

	<i>percentage of total population</i>
Foreign born, 2004:	0.4%
Foreigners in population, 2004:	1%

## Total fertility rate

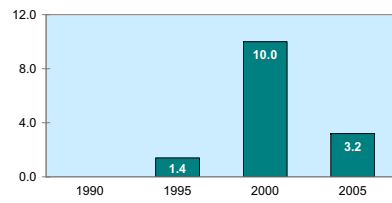


## Legal marital status, population aged 18+



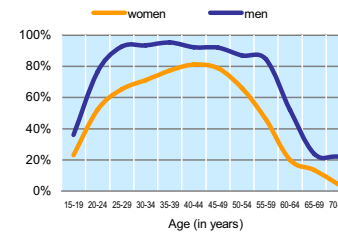
Women in the labour force, 2004:	43.1%
Gender pay gap, 2004:	33.4%
Female government ministers, 2001: percentage of total for both sexes	14.3%
Female central bank board members: percentage of total for both sexes	..
Female tertiary students: percentage of total for both sexes	..

## Parliament seats held by women (% of total)

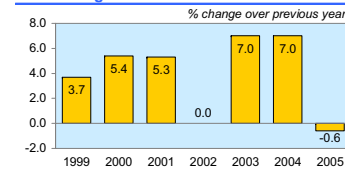


	1999	2000	2001	2002	2003	2004	2005
Employment (% change over previous year)	3.5	0.2	1.1	1.1	1.7	2.3	2.8
Unemployment rate (%)	3.0	3.1	3.2	3.1	2.9	2.9	3.3
Youth unemployment rate (%)	..	..	..	20.1	15.4	15.2	14.5

## Economic activity rate, 2004

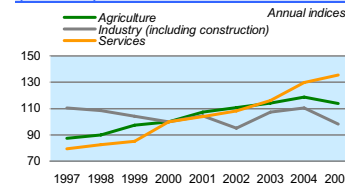


## Real GDP growth rate



	<i>% of GDP</i>
Exports of goods and services, 2005:	39.0
Imports of goods and services, 2005:	58.2
External trade balance, 2005:	-19

## GDP in agriculture, industry, and services (2000=100)



## Major import partners from UNECE, 2005

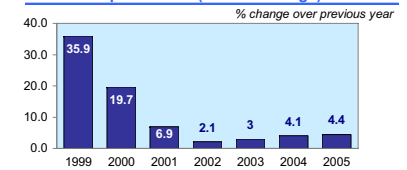
Russian Federation	34.21
Kazakhstan	16.29
USA	6.07

(% of total imports)

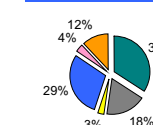
# KYRGYZSTAN

GDP at current prices in millions of US Dollars, PPP, 2005:	9 735
in millions of KGS, 2005:	100 116
GDP at constant 2000 prices, per capita US Dollars, PPP, 2005:	1 688
KGS, 2005:	15 318
Final consumption expenditure at 2000 prices, per capita, US Dollars, PPP, 2005:	1 756
Purchasing Power Parity (PPP) KGS per USD, 2005, US=1:	10.28
Gross external debt: in millions of US Dollars, 2005:	2 366
Exchange rate Annual average, KGS per USD, 2005:	41.01

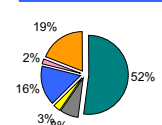
## Consumer price index (annual average)



## GDP by major sectors, 2005



## Employment in major sectors, 2003



## Major export partners in UNECE, 2005

Russian Federation	20.00
Kazakhstan	17.28
Switzerland	9.71

(% of total exports)

