



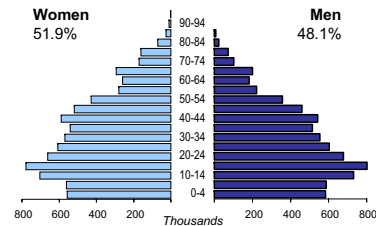
KAZAKHSTAN

Capital:	Astana (574 200)
Two largest cities:	Almaty (1 129 356) Qaraghandy (436 864)
Area (km²):	2 724 900
Total population:	15 012 985
Population density (per km²):	6
Official languages:	Kazak
Date joined UN:	2 March 1992
National currency:	Kazakh tenge (KZT)
National statistical office:	Agency of Statistics of the Republic of Kazakhstan http://www.stat.kz

Time: UTC +5h



Population by age, 2004

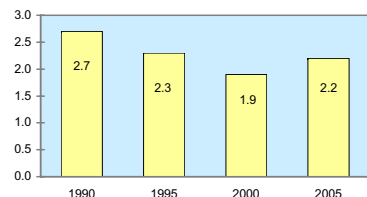


Life expectancy (in years), 2005:	at birth	at 65
Women:	72	15
Men:	60	11

Median age (in years), 2004:	
Women:	30
Men:	27

	percentage of total population
Foreign born:	..
Foreigners in population:	..

Total fertility rate

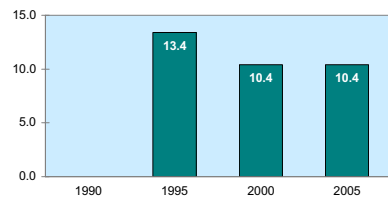


Legal marital status, population aged 18+



Women in the labour force, 2004:	49%
Gender pay gap, 2004:	38.1%
Female government ministers:	
percentage of total for both sexes	..
Female central bank board members, 2005:	
percentage of total for both sexes	28.6%
Female tertiary students:	
percentage of total for both sexes	..

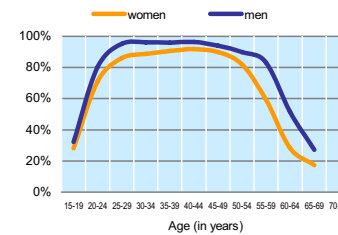
Parliament seats held by women (% of total)



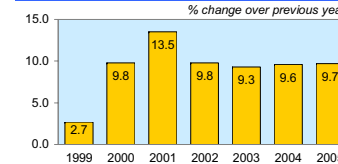
KAZAKHSTAN

	1999	2000	2001	2002	2003	2004	2005
Employment (% change over previous year)	8.0	0.2	4.1	2.8	1.1
Unemployment rate (%)	..	12.8	10.4	9.3	8.8	8.4	8.1
Youth unemployment rate (%)	19.1	17.3	14.5	14.3	13.4

Economic activity rate, 2002

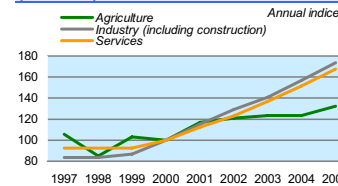


Real GDP growth rate



	% of GDP
Exports of goods and services, 2005:	53.5
Imports of goods and services, 2005:	44.7
External trade balance, 2005:	8.8

GDP in agriculture, industry, and services (2000=100)



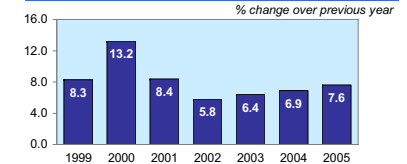
Major import partners from UNECE, 2005

Russian Federation	37.99
Germany	7.50
USA	6.95

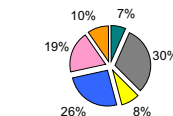
(% of total imports)

GDP at current prices	
in millions of US Dollars, PPP, 2005:	120 229
in millions of KZT, 2005:	7 590 594
GDP at constant 2000 prices, per capita	
US Dollars, PPP, 2005:	6 927
KZT, 2005:	281 129
Final consumption expenditure at 2000 prices, per capita, US Dollars, PPP, 2005:	4 936
Purchasing Power Parity (PPP)	
KZT per USD, 2005, US=1:	63.13
Gross external debt:	
in millions of US Dollars, 2005:	41 516
Exchange rate	
Annual average, KZT per USD, 2005:	132.9

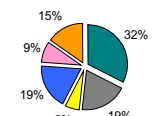
Consumer price index (annual average)



GDP by major sectors, 2005



Employment in major sectors, 2005



- Agriculture, hunting & forestry, fishing (ISIC A-B)
- Industry, including energy (ISIC C-E)
- Construction (ISIC F)
- Wholesale & retail trade, repairs; hotels & restaurants; transport & communications (ISIC G-I)
- Financial intermediation; real estate, renting & business activities (ISIC J-K)
- Other service activities (ISIC L-P)

Major export partners in UNECE, 2005

Switzerland	19.78
Italy	15.05
Russian Federation	10.51

(% of total exports)

