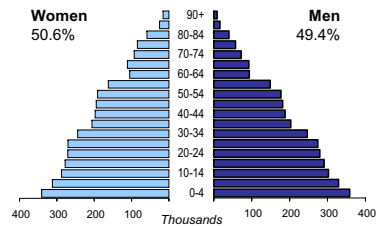


**Capital:** \*  
**Two largest cities:** Tel Aviv (371 000)  
 Haifa (269 300)  
**Area (km<sup>2</sup>):** 22 145  
**Total population:** 6 809 000  
**Population density (per km<sup>2</sup>):** 307  
**Official languages:** Hebrew and Arabic  
**Date joined UN:** 11 May 1949  
**National currency:** Israeli new shekel (ILS)  
**National statistical office:** Central Bureau of Statistics Israel  
<http://www.cbs.gov.il>

### Population by age, 2004

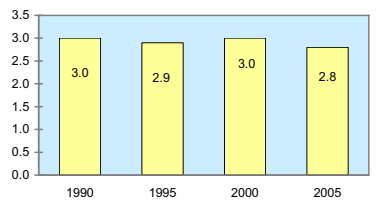


**Life expectancy (in years), 2003:** at birth at 65  
 Women: 82 20  
 Men: 78 17

**Median age (in years), 2004:**  
 Women: 29  
 Men: 27

percentage of total population  
 Foreign born: ..  
 Foreigners in population: ..

### Total fertility rate



\* See the country specific notes on page viii.

Time: UTC +2h

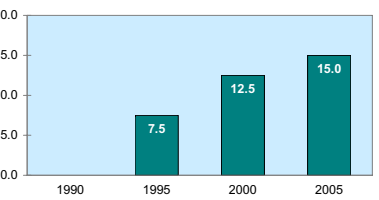


### Legal marital status, population aged 18+



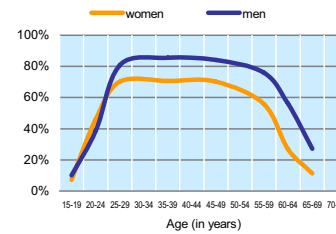
Women in the labour force, 2005: 46.5%  
 Gender pay gap, 2004: 36.7%  
 Female government ministers: percentage of total for both sexes ..  
 Female central bank board members: percentage of total for both sexes ..  
 Female tertiary students, 2000-2001: percentage of total for both sexes 54%

### Parliament seats held by women (% of total)

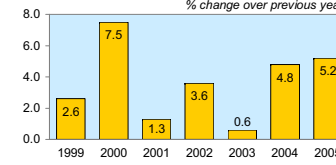


	1999	2000	2001	2002	2003	2004	2005
Employment (% change over previous year)	3.1	4.0	2.0	0.9	2.0	3.0	3.9
Unemployment rate (%)	8.9	8.8	9.4	10.3	10.7	10.4	9.0
Youth unemployment rate (%)	..	17.0	..	..	..	..	..

### Economic activity rate, 2004




### Real GDP growth rate

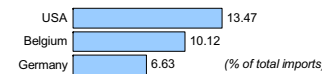


% of GDP  
 Exports of goods and services, 2005: 44.6  
 Imports of goods and services, 2005: 44.3  
 External trade balance, 2005: 0.3

### GDP in agriculture, industry, and services (2000=100)

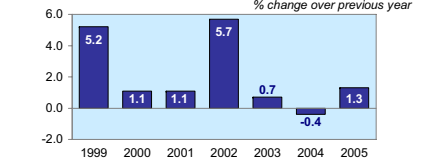


### Major import partners from UNECE, 2005



GDP at current prices  
 in millions of US Dollars, PPP, 2003: 144 198  
 in millions of ILS, 2005: 582 291  
 GDP at constant 2000 prices, per capita  
 US Dollars, PPP, 2005: 23 055  
 ILS, 2005: 83 114  
 Final consumption expenditure at 2000 prices, per capita, US Dollars, PPP, 2005: 18 737  
 Purchasing Power Parity (PPP)  
 ILS per USD, 2003, US=1: 3.635  
 Gross external debt:  
 in millions of US Dollars, 2005: 76 443  
 Exchange rate  
 Annual average, ILS per USD, 2005: 4.488

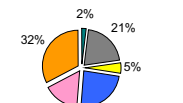
### Consumer price index (annual average)



### GDP by major sectors



### Employment in major sectors, 2005



■ Agriculture, hunting & forestry, fishing (ISIC A-B)  
 ■ Industry, including energy (ISIC C-E)  
 ■ Construction (ISIC F)  
 ■ Wholesale & retail trade, repairs; hotels & restaurants; transport & communications (ISIC G-I)  
 ■ Financial intermediation, real estate, renting & business activities (ISIC J-K)  
 ■ Other service activities (ISIC L-P)

### Major export partners in UNECE, 2005

