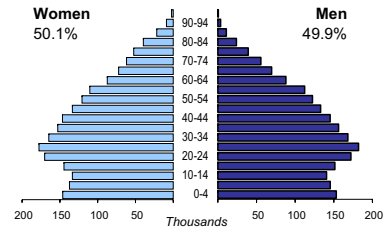




Capital:	Dublin (495 781)
Two largest cities:	Cork (123 062) Galway (65 832)
Area (km²):	70 273
Total population:	4 159 096
Population density (per km²):	59
Official languages:	Gaelic, English
Date joined UN:	14 December 1955
National currency:	Euro (EUR)
National statistical office:	Central Statistics Office Ireland http://www.cso.ie

Population by age, 2005

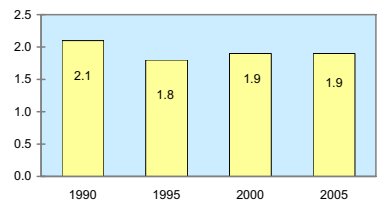


Life expectancy (in years), 2005:	at birth	at 65
Women:	82	20
Men:	77	17

Median age (in years), 2005:	
Women:	34
Men:	33

	<i>percentage of total population</i>
Foreign born:	..
Foreigners in population, 2005:	6.2%

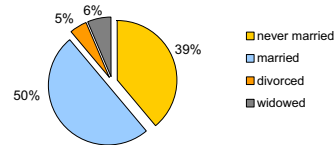
Total fertility rate



Time: UTC

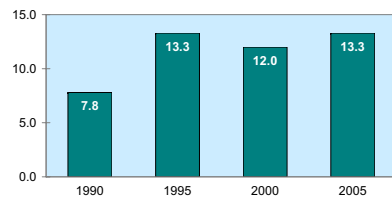


Legal marital status, population aged 18+, 2002



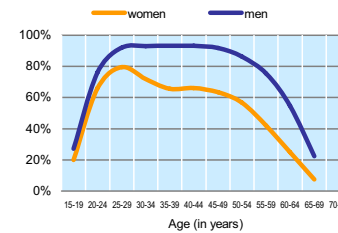
Women in the labour force, 2005:	42.3%
Gender pay gap, 2005:	9%
Female government ministers, 2003: percentage of total for both sexes	20%
Female central bank board members, 2005: percentage of total for both sexes	8.3%
Female tertiary students, 2003-2004: percentage of total for both sexes	55.2%

Parliament seats held by women (% of total)

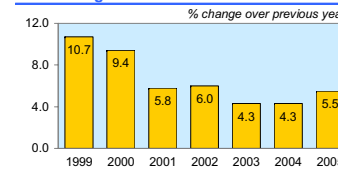


	1999	2000	2001	2002	2003	2004	2005
Employment (% change over previous year)	6.3	4.6	3.0	1.8	2.0	3.1	3.8
Unemployment rate (%)	5.7	4.3	4.0	4.5	4.7	4.5	4.3
Youth unemployment rate (%)	..	6.9	7.2	8.5	9.1	8.9	8.7

Economic activity rate, 2004

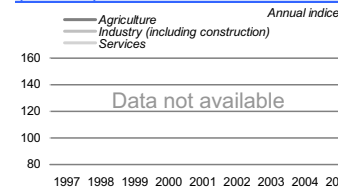


Real GDP growth rate



	<i>% of GDP</i>
Exports of goods and services, 2005:	81.3
Imports of goods and services, 2005:	68.6
External trade balance, 2005:	12.7

GDP in agriculture, industry, and services (2000=100)



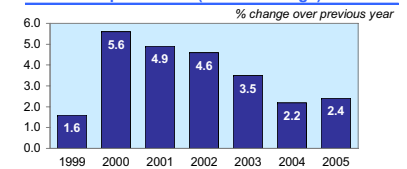
Major import partners from UNECE, 2005

United Kingdom	31.21
USA	14.14
Germany	7.63

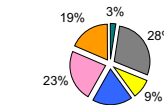
(% of total imports)

GDP at current prices in millions of US Dollars, PPP, 2005:	157 858
in millions of EUR, 2005:	161 163
GDP at constant 2000 prices, per capita US Dollars, PPP, 2005:	34 062
EUR, 2005:	32 491
Final consumption expenditure at 2000 prices, per capita, US Dollars, PPP, 2005:	20 234
Purchasing Power Parity (PPP) EUR per USD, 2005, US=1:	1.021
Gross external debt: in millions of US Dollars, 2005:	1 147 609
Exchange rate Annual average, EUR per USD, 2005:	0.804

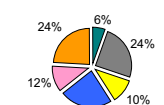
Consumer price index (annual average)



GDP by major sectors



Employment in major sectors, 2004



- Agriculture, hunting & forestry; fishing (ISIC A-B)
- Industry, including energy (ISIC C-E)
- Construction (ISIC F)
- Wholesale & retail trade, repairs; hotels & restaurants; transport & communications (ISIC G-I)
- Financial intermediation, real estate, renting & business activities (ISIC J-K)
- Other service activities (ISIC L-P)

Major export partners in UNECE, 2005

USA	18.71
United Kingdom	17.14
Belgium	15.13

(% of total exports)

