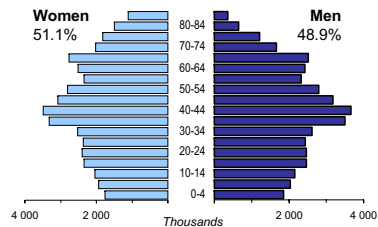




GERMANY

Capital:	Berlin (3 388 477)
Two largest cities:	Hamburg (1 734 083) München (1 247 873)
Area (km ²):	357 030
Total population:	82 469 422
Population density (per km ²):	231
Official languages:	German
Date joined UN:	18 September 1973
National currency:	Euro (EUR)
National statistical office:	Federal Statistical Office Germany http://www.destatis.de

Population by age, 2005



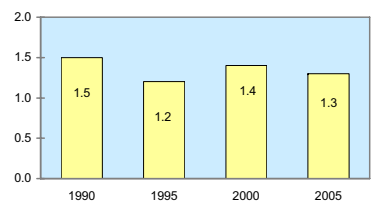
Life expectancy (in years), 2004:	at birth	at 65
Women:	82	20
Men:	76	17

Median age (in years), 2005:

Women:	43
Men:	41

Foreign born:	..
Foreigners in population, 2005:	8.8%

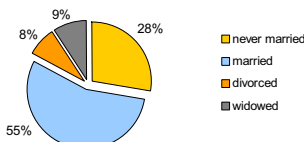
Total fertility rate



Time: UTC +1h

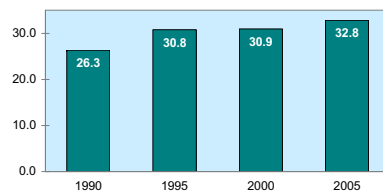


Legal marital status, population aged 18+, 2004



Women in the labour force, 2005:	44.9%
Gender pay gap, 2005:	22%
Female government ministers, 2006:	37.5%
Female central bank board members:	..
Female tertiary students, 2003-2004:	49.4%

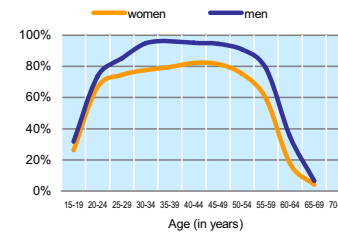
Parliament seats held by women (% of total)



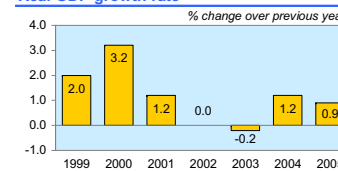
GERMANY

	1999	2000	2001	2002	2003	2004	2005
Employment (% change over previous year)	1.4	1.9	0.4	-0.6	-1.0	0.4	-0.2
Unemployment rate (%)	7.9	7.2	7.4	8.2	9.0	9.5	9.5
Youth unemployment rate (%)	..	10.6	12.8	14.2	14.6	15.0	14.8

Economic activity rate, 2003

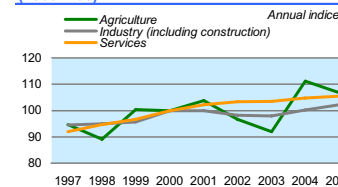


Real GDP growth rate



Exports of goods and services, 2005:	40.7
Imports of goods and services, 2005:	35.5
External trade balance, 2005:	5.2

GDP in agriculture, industry, and services (2000=100)

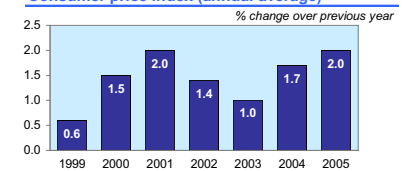


Major import partners from UNECE, 2005

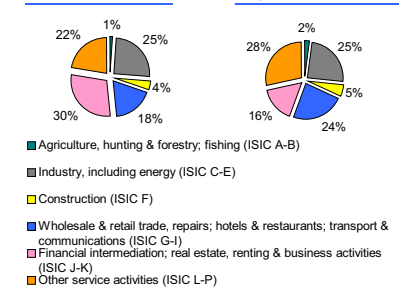
France	8.69
Netherlands	7.90
USA	6.34

GDP at current prices	2 494 754
in millions of US Dollars, PPP, 2005:	2 241 000
GDP at constant 2000 prices, per capita	26 293
US Dollars, PPP, 2005:	25 821
EUR, 2005:	20 092
Final consumption expenditure at 2000 prices, per capita, US Dollars, PPP, 2005:	20 092
Purchasing Power Parity (PPP)	0.898
EUR per USD, 2005, US=1:	0.898
Gross external debt:	3 566 273
in millions of US Dollars, 2005:	3 566 273
Exchange rate	0.804
Annual average, EUR per USD, 2005:	0.804

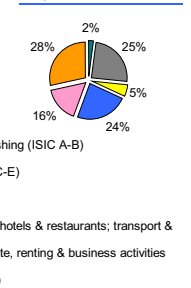
Consumer price index (annual average)



GDP by major sectors, 2005



Employment in major sectors, 2005



Major export partners in UNECE, 2005

France	10.00
USA	8.65
United Kingdom	7.62

