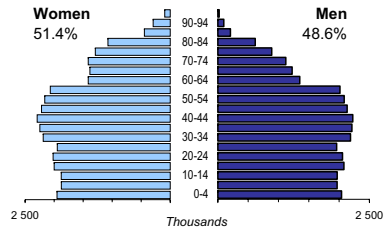


<b>Capital:</b>	Paris (2 142 800)
<b>Two largest cities:</b>	Marseille (795 000) Lyon (468 300)
<b>Area (km<sup>2</sup>):</b>	551 500
<b>Total population:</b>	62 702 371
<b>Population density (per km<sup>2</sup>):</b>	114
<b>Official languages:</b>	French
<b>Date joined UN:</b>	24 October 1945
<b>National currency:</b>	Euro (EUR)
<b>National statistical office:</b>	National Institute of Statistics and Economic Studies (INSEE) <a href="http://www.insee.fr">http://www.insee.fr</a>

### Population by age, 2005

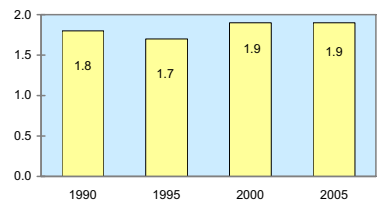


<b>Life expectancy (in years), 2005:</b>	<b>at birth</b>	<b>at 65</b>
Women:	84	21
Men:	77	17

<b>Median age (in years), 2005:</b>	
Women:	40
Men:	37

	<i>percentage of total population</i>
Foreign born, 1999:	10%
Foreigners in population, 1999:	5.6%

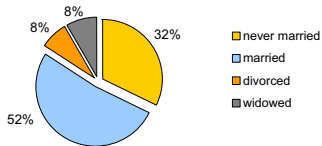
### Total fertility rate



Time: UTC +1h

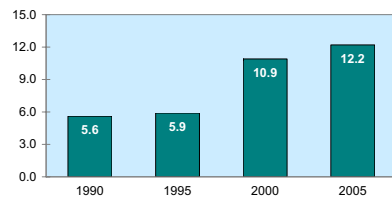


### Legal marital status, population aged 18+, 2004



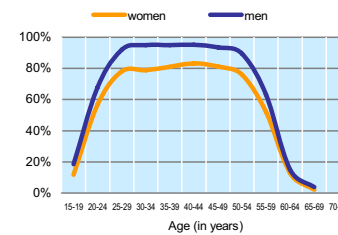
Women in the labour force, 2005:	46.7%
Gender pay gap, 2005:	12%
Female government ministers, 2006: percentage of total for both sexes	18.7%
Female central bank board members, 2005: percentage of total for both sexes	14.3%
Female tertiary students: percentage of total for both sexes	..

### Parliament seats held by women (% of total)

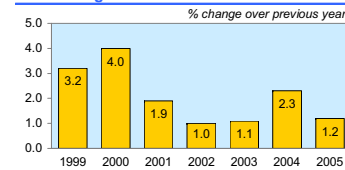


	1999	2000	2001	2002	2003	2004	2005
Employment (% change over previous year)	2.0	2.7	1.7	0.7	-0.1	0.0	0.2
Unemployment rate (%)	10.5	9.1	8.4	8.9	9.5	9.6	9.5
Youth unemployment rate (%)	..	20.1	19.4	20.0	21.1	21.8	22.7

### Economic activity rate, 2004

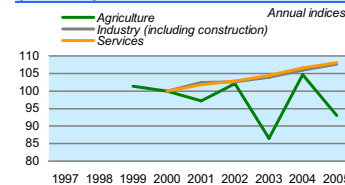


### Real GDP growth rate



<b>Exports of goods and services, 2005:</b>	26.1
<b>Imports of goods and services, 2005:</b>	27.1
<b>External trade balance, 2005:</b>	-1

### GDP in agriculture, industry, and services (2000=100)



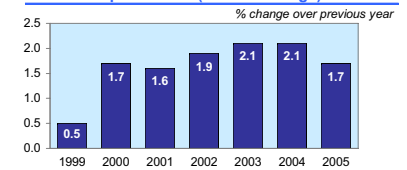
### Major import partners from UNECE, 2005

Germany	17.17
Italy	8.64
Belgium	8.08

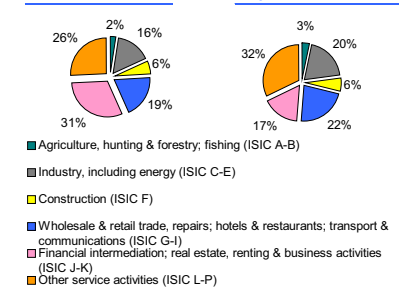
(% of total imports)

<b>GDP at current prices</b> in millions of US Dollars, PPP, 2005:	1 887 567
in millions of EUR, 2005:	1 710 024
<b>GDP at constant 2000 prices, per capita</b> US Dollars, PPP, 2005:	27 036
EUR, 2005:	24 756
<b>Final consumption expenditure at 2000 prices, per capita, US Dollars, PPP, 2005:</b>	21 882
<b>Purchasing Power Parity (PPP)</b> EUR per USD, 2005, US=1:	0.906
<b>Gross external debt:</b> in millions of US Dollars, 2005:	3 006 493
<b>Exchange rate</b> Annual average, EUR per USD, 2005:	0.804

### Consumer price index (annual average)



### GDP by major sectors



### Major export partners in UNECE, 2005

Germany	14.53
Spain	10.20
Italy	9.18

(% of total exports)

