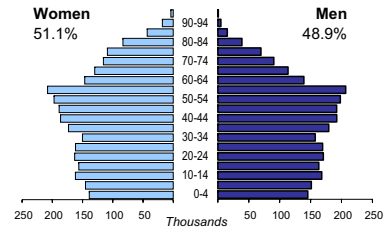




FINLAND

Capital:	Helsinki (559 046)
Two largest cities:	Espoo (227 472) Tampere (202 932)
Area (km²):	338 150
Total population:	5 246 096
Population density (per km²):	16
Official languages:	Finnish and Swedish
Date joined UN:	14 December 1955
National currency:	Euro (EUR)
National statistical office:	Statistics Finland http://www.stat.fi

Population by age, 2005

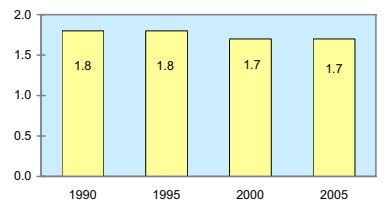


Life expectancy (in years), 2005:	at birth	at 65
Women:	82	21
Men:	76	17

Median age (in years), 2005:	
Women:	42
Men:	39

	<i>percentage of total population</i>
Foreign born, 2005:	3.2%
Foreigners in population, 2005:	2.1%

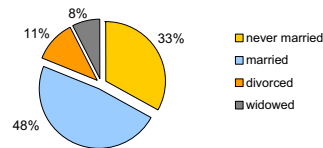
Total fertility rate



Time: UTC +2h

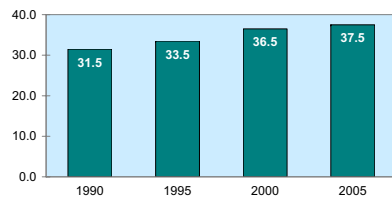


Legal marital status, population aged 18+, 2004



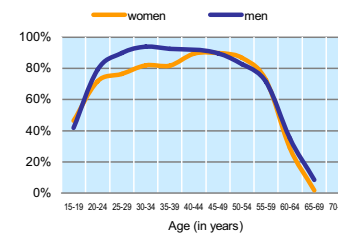
Women in the labour force, 2005:	48.4%
Gender pay gap, 2004:	19%
Female government ministers, 2006: percentage of total for both sexes	44.4%
Female central bank board members, 2005: percentage of total for both sexes	25%
Female tertiary students, 2003-2004: percentage of total for both sexes	53.4%

Parliament seats held by women (% of total)

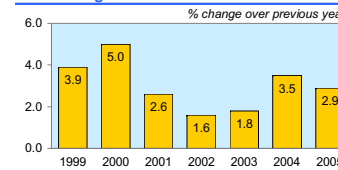


	1999	2000	2001	2002	2003	2004	2005
Employment (% change over previous year)	2.5	2.3	1.5	0.9	0.0	0.3	1.6
Unemployment rate (%)	10.2	9.8	9.1	9.1	9.0	8.8	8.4
Youth unemployment rate (%)	..	21.4	19.8	21.0	21.8	20.7	20.1

Economic activity rate, 2004

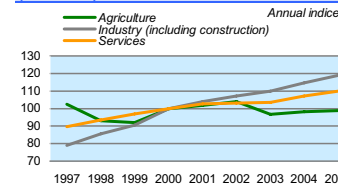


Real GDP growth rate



	<i>% of GDP</i>
Exports of goods and services, 2005:	41.8
Imports of goods and services, 2005:	36.1
External trade balance, 2005:	5.7

GDP in agriculture, industry, and services (2000=100)



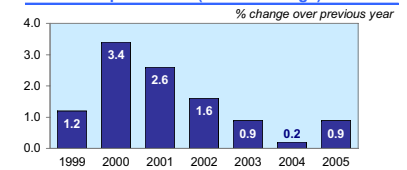
Major import partners from UNECE, 2005

Germany	14.90
Russian Federation	13.90
Sweden	10.48

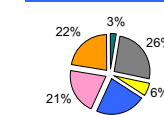
(% of total imports)

GDP at current prices in millions of US Dollars, PPP, 2005:	164 519
in millions of EUR, 2005:	157 377
GDP at constant 2000 prices, per capita US Dollars, PPP, 2005:	29 119
EUR, 2005:	28 525
Final consumption expenditure at 2000 prices, per capita, US Dollars, PPP, 2005:	20 707
Purchasing Power Parity (PPP) EUR per USD, 2005, US=1:	0.957
Gross external debt: in millions of US Dollars, 2005:	217 363
Exchange rate Annual average, EUR per USD, 2005:	0.804

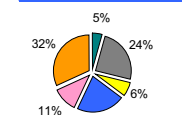
Consumer price index (annual average)



GDP by major sectors, 2005



Employment in major sectors, 2005



Major export partners in UNECE, 2005

Russian Federation	10.84
Sweden	10.70
Germany	10.42

(% of total exports)

