



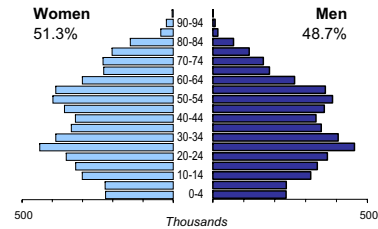
# CZECH REPUBLIC

<b>Capital:</b>	Prague (1 165 581)
<b>Two largest cities:</b>	Brno (396 559) Ostrava (313 088)
<b>Area (km<sup>2</sup>):</b>	78 866
<b>Total population:</b>	10 216 016
<b>Population density (per km<sup>2</sup>):</b>	130
<b>Official languages:</b>	Czech
<b>Date joined UN:</b>	19 January 1993
<b>National currency:</b>	Czech koruna (CZK)
<b>National statistical office:</b>	Czech Statistical Office <a href="http://www.czso.cz">http://www.czso.cz</a>

Time: UTC +1h



## Population by age, 2004

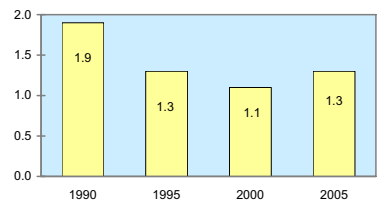


<b>Life expectancy (in years), 2005:</b>	<b>at birth</b>	<b>at 65</b>
Women:	79	18
Men:	73	15

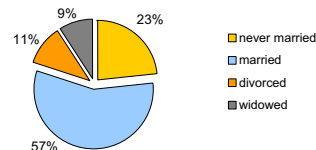
<b>Median age (in years), 2004:</b>	
Women:	40
Men:	37

	<i>percentage of total population</i>
Foreign born:	..
Foreigners in population, 2005:	2.5%

## Total fertility rate

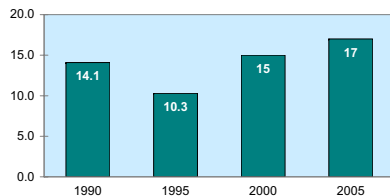


## Legal marital status, population aged 18+, 2004



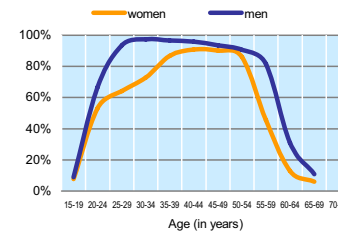
Women in the labour force, 2005:	44.1%
Gender pay gap, 2005:	19%
Female government ministers, 2006: percentage of total for both sexes	13.3%
Female central bank board members, 2005: percentage of total for both sexes	14.3%
Female tertiary students, 2003-2004: percentage of total for both sexes	51.7%

## Parliament seats held by women (% of total)

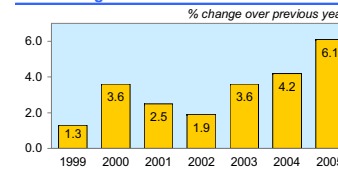


	1999	2000	2001	2002	2003	2004	2005
Employment (% change over previous year)	-4.1	-0.5	0.4	1.6	-1.4	0.1	-1.8
Unemployment rate (%)	8.6	8.7	8.0	7.3	7.8	8.3	7.9
Youth unemployment rate (%)	..	17.8	17.3	16.9	18.6	21.0	19.2

## Economic activity rate, 2004

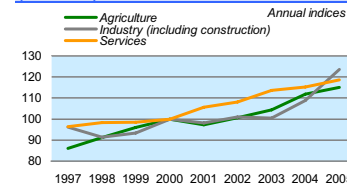


## Real GDP growth rate



	<i>% of GDP</i>
Exports of goods and services, 2005:	71.7
Imports of goods and services, 2005:	69.8
External trade balance, 2005:	1.9

## GDP in agriculture, industry, and services (2000=100)



## Major import partners from UNECE, 2005

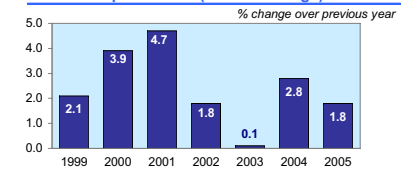
Germany	30.01
Russian Federation	5.70
Slovakia	5.43

(% of total imports)

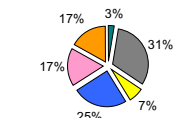
# CZECH REPUBLIC

GDP at current prices in millions of US Dollars, PPP, 2005:	208 947
in millions of CZK, 2005:	2 970 261
GDP at constant 2000 prices, per capita US Dollars, PPP, 2005:	17 778
CZK, 2005:	255 776
Final consumption expenditure at 2000 prices, per capita, US Dollars, PPP, 2005:	12 727
Purchasing Power Parity (PPP) CZK per USD, 2005, US=1:	14.22
Gross external debt: in millions of US Dollars, 2005:	45 791
Exchange rate Annual average, CZK per USD, 2005:	23.96

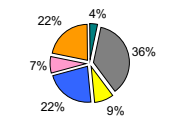
## Consumer price index (annual average)



## GDP by major sectors, 2005



## Employment in major sectors, 2005



- Agriculture, hunting & forestry; fishing (ISIC A-B)
- Industry, including energy (ISIC C-E)
- Construction (ISIC F)
- Wholesale & retail trade, repairs; hotels & restaurants; transport & communications (ISIC G-I)
- Financial intermediation; real estate, renting & business activities (ISIC J-K)
- Other service activities (ISIC L-P)

## Major export partners in UNECE, 2005

Germany	33.50
Slovakia	8.61
Austria	5.50

(% of total exports)

