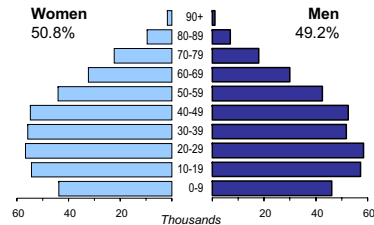


Capital:	Nicosia (219 200)
Two largest cities:	Limassol (172 500)
	Larnaca (77 000)
Area (km²):	9 251
Total population:	739 771
Population density (per km²):	80
Official languages:	Greek and Turkish
Date joined UN:	20 September 1960
National currency:	Cypriot pound (CYP)
National statistical office:	Department of Statistics and Research http://www.mof.gov.cy/cystat

Time: UTC +2h



Population by age, 2004



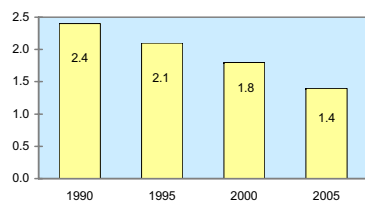
Life expectancy (in years), 2004:	at birth	at 65
Women:	82	20
Men:	77	17

Median age (in years), 2004:

Women:	36
Men:	34

Foreign born:	..
Foreigners in population, 2005:	2.5%

Total fertility rate

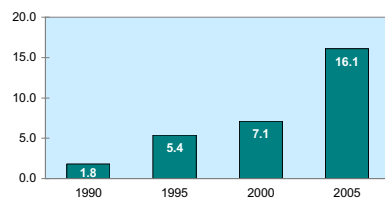


Legal marital status, population aged 18+



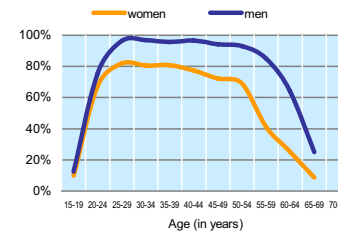
Women in the labour force, 2005:	43.8%
Gender pay gap, 2005:	25%
Female government ministers, 2000: percentage of total for both sexes	0%
Female central bank board members, 2005: percentage of total for both sexes	0%
Female tertiary students, 2003-2004: percentage of total for both sexes	47.9%

Parliament seats held by women (% of total)

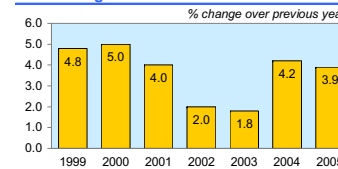


	1999	2000	2001	2002	2003	2004	2005
Employment (% change over previous year)	1.8	2.3	4.8	2.0	0.8	1.7	1.4
Unemployment rate (%)	5.1	4.8	3.9	3.6	4.1	4.7	5.3
Youth unemployment rate (%)	..	10.1	8.1	8.1	8.9	10.5	13.0

Economic activity rate, 2004

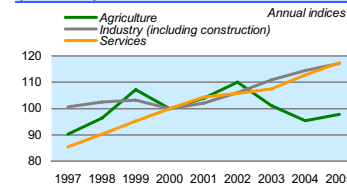


Real GDP growth rate



Exports of goods and services, 2005:	48.4
Imports of goods and services, 2005:	51.0
External trade balance, 2005:	-2.6

GDP in agriculture, industry, and services (2000=100)



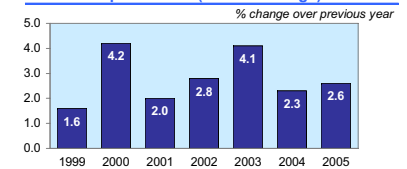
Major import partners from UNECE, 2005

Greece	17.08
Italy	10.13
United Kingdom	8.79

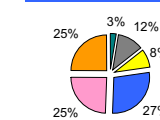
(% of total imports)

GDP at current prices in millions of US Dollars, PPP, 2005:	17 750
in millions of CYP, 2005:	7 862
GDP at constant 2000 prices, per capita US Dollars, PPP, 2005:	20 125
CYP, 2005:	8 917
Final consumption expenditure at 2000 prices, per capita, US Dollars, PPP, 2005:	16 743
Purchasing Power Parity (PPP) CYP per USD, 2005, US=1:	0.443
Gross external debt: in millions of US Dollars, 2004:	9 725
Exchange rate Annual average, CYP per USD, 2005:	0.464

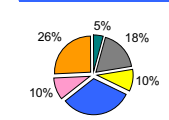
Consumer price index (annual average)



GDP by major sectors, 2005



Employment in major sectors, 2005



- Agriculture, hunting & forestry; fishing (ISIC A-B)
- Industry, including energy (ISIC C-E)
- Construction (ISIC F)
- Wholesale & retail trade, repairs; hotels & restaurants; transport & communications (ISIC G-I)
- Financial intermediation; real estate, renting & business activities (ISIC J-K)
- Other service activities (ISIC L-P)

Major export partners in UNECE, 2005

France	16.95
United Kingdom	16.83
Greece	11.40

(% of total exports)

