

Capital: Ottawa (1 145 500)

Two largest cities: Toronto (5 202 300)
Montreal (3 607 200)

Area (km²): 9 970 610

Total population: 32 270 507

Population density (per km²): 3

Official languages: English and French

Date joined UN: 9 November 1945

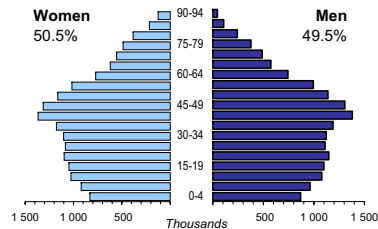
National currency: Canadian dollar (CAD)

National statistical office: Statistics Canada
<http://www.statcan.ca>

Time: UTC -8h to -3h



Population by age, 2005



Life expectancy (in years), 2004: at birth at 65

Women:	82	21
Men:	77	17

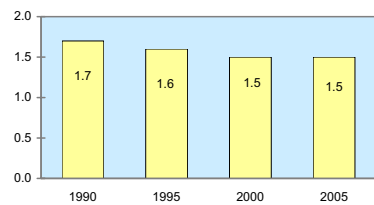
Median age (in years), 2005:

Women:	39
Men:	38

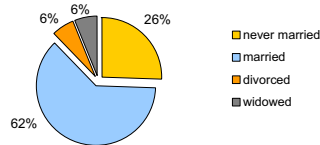
percentage of total population

Foreign born, 2001:	18.4%
Foreigners in population:	..

Total fertility rate

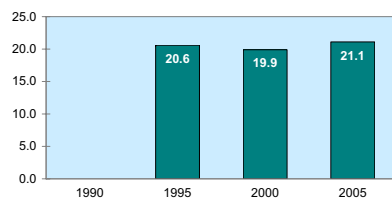


Legal marital status, population aged 18+, 2004



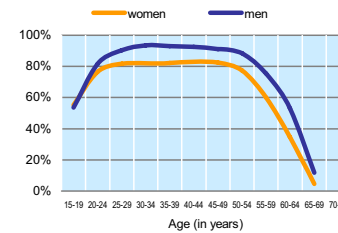
Women in the labour force, 2005:	46.7%
Gender pay gap, 2004:	30.1%
Female government ministers, 2007: percentage of total for both sexes	21.8%
Female central bank board members, 2005: percentage of total for both sexes	16.7%
Female tertiary students, 2004-2005: percentage of total for both sexes	58%

Parliament seats held by women (% of total)

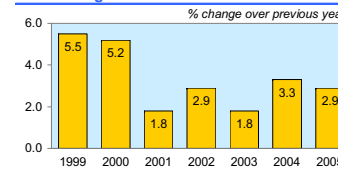


	1999	2000	2001	2002	2003	2004	2005
Employment (% change over previous year)	2.8	2.4	0.9	2.2	1.9	1.7	..
Unemployment rate (%)	7.6	6.8	7.2	7.7	7.6	7.2	6.8
Youth unemployment rate (%)	..	12.7	12.9	13.6	13.6	13.4	12.4

Economic activity rate, 2004



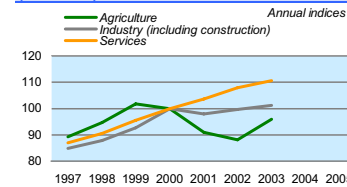
Real GDP growth rate




% of GDP

Exports of goods and services, 2005:	37.9
Imports of goods and services, 2005:	34.1
External trade balance, 2005:	3.8

GDP in agriculture, industry, and services (2000=100)

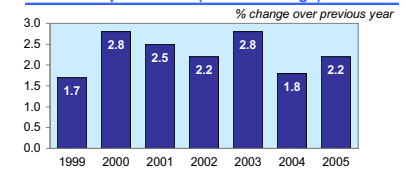


Major import partners from UNECE, 2005

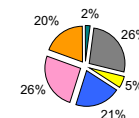


GDP at current prices in millions of US Dollars, PPP, 2005:	1 097 140
in millions of CAD, 2005:	1 371 425
GDP at constant 2000 prices, per capita US Dollars, PPP, 2005:	30 865
CAD, 2005:	37 964
Final consumption expenditure at 2000 prices, per capita, US Dollars, PPP, 2005:	23 538
Purchasing Power Parity (PPP) CAD per USD, 2005, US=1:	1.25
Gross external debt: in millions of US Dollars, 2005:	623 346
Exchange rate Annual average, CAD per USD, 2005:	1.212

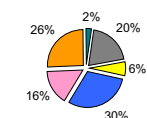
Consumer price index (annual average)



GDP by major sectors, 2001



Employment in major sectors, 2004



- Agriculture, hunting & forestry; fishing (ISIC A-B)
- Industry, including energy (ISIC C-E)
- Construction (ISIC F)
- Wholesale & retail trade, repairs; hotels & restaurants; transport & communications (ISIC G-I)
- Financial intermediation; real estate, renting & business activities (ISIC J-K)
- Other service activities (ISIC L-P)

Major export partners in UNECE, 2005

