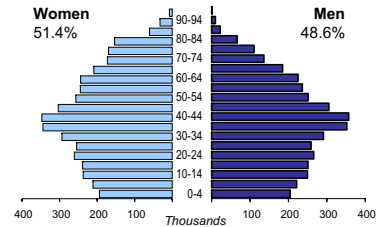


Capital:	Vienna (1 598 626)
Two largest cities:	Graz (235 477) Linz (185 530)
Area (km²):	83 858
Total population:	8 236 225
Population density (per km²):	98
Official languages:	German
Date joined UN:	14 December 1955
National currency:	Euro (EUR)
National statistical office:	Statistical Office of Austria http://www.statistik.at

Time: UTC +1h



Population by age, 2005

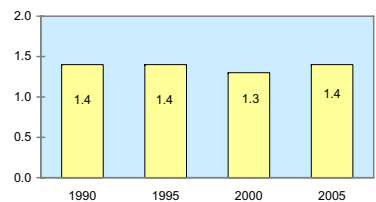


Life expectancy (in years), 2005:	at birth	at 65
Women:	82	21
Men:	77	17

Median age (in years), 2005:	
Women:	41
Men:	39

	<i>percentage of total population</i>
Foreign born:	..
Foreigners in population, 2005:	9.6%

Total fertility rate

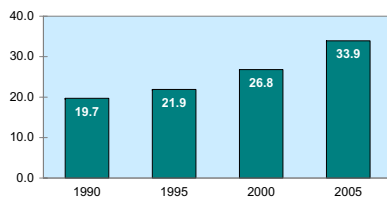


Legal marital status, population aged 18+



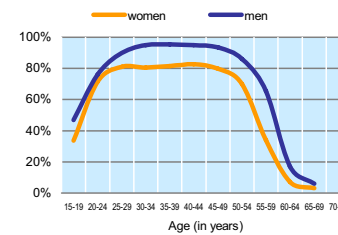
Women in the labour force, 2005:	45.4%
Gender pay gap, 2005:	18%
Female government ministers, 2006: percentage of total for both sexes	33.3%
Female central bank board members, 2005: percentage of total for both sexes	..
Female tertiary students, 2003-2004: percentage of total for both sexes	53.3%

Parliament seats held by women (% of total)

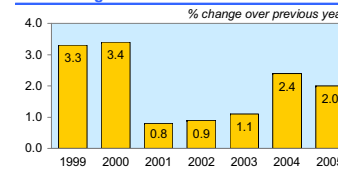


	1999	2000	2001	2002	2003	2004	2005
Employment (% change over previous year)	2.7	-0.1	1.0	1.2	0.2	-1.6	0.4
Unemployment rate (%)	3.9	3.6	3.6	4.2	4.3	4.8	5.2
Youth unemployment rate (%)	..	5.3	5.8	6.7	8.1	9.6	10.3

Economic activity rate, 2004

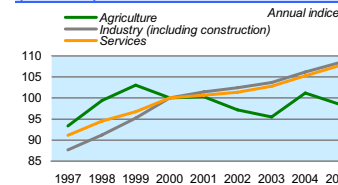


Real GDP growth rate




	<i>% of GDP</i>
Exports of goods and services:	54.3
Imports of goods and services:	49.5
External trade balance:	4.8

GDP in agriculture, industry, and services (2000=100)

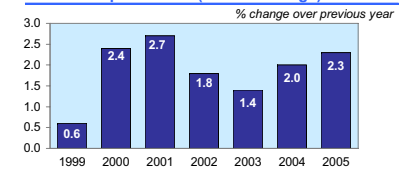


Major import partners from UNECE, 2005

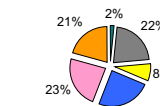


GDP at current prices in millions of US Dollars, PPP, 2005:	278 792
in millions of EUR, 2005:	245 103
GDP at constant 2000 prices, per capita US Dollars, PPP, 2005:	30 058
EUR, 2005:	27 489
Final consumption expenditure at 2000 prices, per capita, US Dollars, PPP, 2005:	22 251
Purchasing Power Parity (PPP) EUR per USD, 2005, US=1:	0.879
Gross external debt: in millions of US Dollars, 2005:	510 795
Exchange rate Annual average, EUR per USD, 2005:	0.804

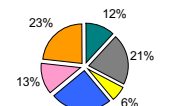
Consumer price index (annual average)



GDP by major sectors, 2005



Employment in major sectors, 2004



Major export partners in UNECE, 2005

