

**SPECA PWG Meeting**

Paris 13 June 2008

Item 7 of the Provisional Agenda

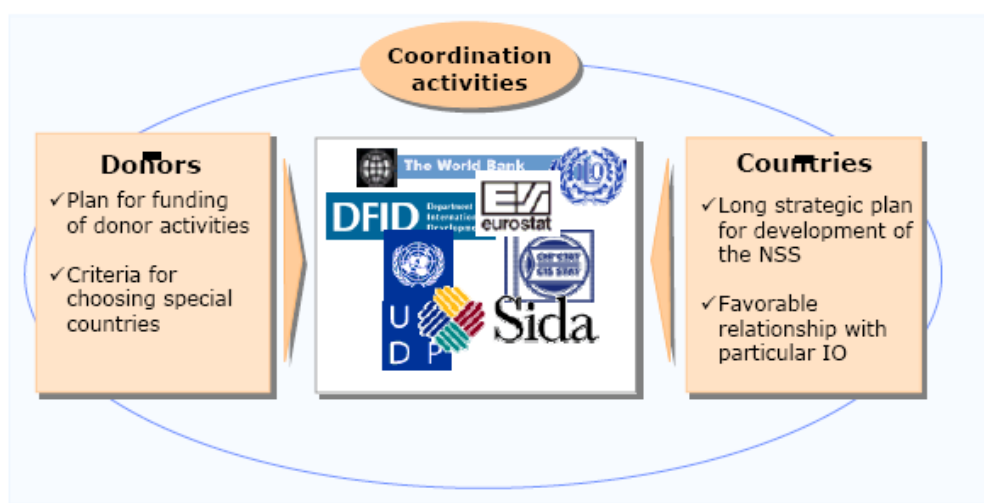
**REPORT ON DONOR ACTIVITIES ON TECHNICAL COOPERATION IN  
THE FIELD OF STATISTICS IN CENTRAL ASIA**

**Note prepared by Petteri Baer, Regional Adviser in Statistics, UNECE**

**EXECUTIVE SUMMARY**

1. The Bureau of the Conference of European Statisticians (CES), in February 2006, decided that UNECE will, in cooperation with Eurostat and CIS-STAT, produce a survey on donor activities in the field of Statistics in Central Asia.
2. A first survey was performed by UNECE between August and October 2006. A second and more detailed survey was performed in February-April 2008. Based on previous experiences, the Task Force on Donor Activities established by the Coordination Committee of Statistical Activities (CCSA) had produced global recommendations for comprehensive reporting on technical cooperation in the field of Statistics. In the UNECE Donor Survey 2008 those recommendations were taken into account as much as possible.

**Figure 1: Interrelations in coordination of donor activities**



3. The UNECE received responses from 94 organizations out of the 142 that were surveyed (66% response rate). Out of these organizations 30 had activities going on in the Central-Asian sub-region whereas 64 of the respondents did not.
4. In the field of statistics, the European Commission was the major donor in the SIX observed countries. It provided about 27% of the overall financial support reported for the years 2006-2007. Other important donors were DFID (United Kingdom), the World Bank, SDC (Switzerland), CIDA (Canada), USAID (USA), UNFPA and UNDP. During 2006-2007 the eight donors mentioned provided for more than 27 million USD out of the total 35.4 million reported in the survey.
5. There were 78 activities in the field of statistics in the Central Asian sub-region reported for the years 2006-2007 and 12 reported as planned during the years 2008-2012. The most active implementers for the first period are IMF, SIAP, UNICEF, UNDP, UNFPA and all the National Statistical Offices of the countries in the sub-region. IMF, SIAP and National Statistical Office of The Kyrgyz Republic are the most active implementers for future projects in the Region.
6. Among the six Central Asian countries reported, two countries - The Kyrgyz Republic and Tajikistan – enjoyed particular attention of the donors in 2006-2007. 52 of a total 78 projects were running in these two countries and they received 57% of all funding in the sub-region. Detailed reporting by country can be found in Chapter IV and in Annex 5.
7. No overlap of or duplication in donor activities in the field of statistics could be observed, base on the responses of the 2008 Survey. This is due both to the still not so big involvement of donors in the sub-region as well as to the development of National Strategies of the Development of Statistics or Statistical Master Plans in part of the countries. These plans to have a comprehensive understanding of the development needs and thus promoting a more systematic division of labour in the development process.
8. Comparisons of the outcome of the presently reported Survey with the 2006 Survey are quite difficult to be done, as the coverage of the present survey is much more comprehensive than the first survey performed by UNECE. Also the questionnaire, based to a large extent on the international recommendations for Donor Surveys, developed by the CCSA Task Team, was much more detailed and apparently inspired respondents to provide a better coverage in their replies. The number of donors, who reported statistical activities in Central Asia almost doubled and the magnitude of reported activities grew substantially in the latest Survey. Also a shift in target countries could be observed: the two countries enjoying most donor support, measured both by financing amounts as well as by number of projects, were in 2006-2007 Tajikistan and the Kyrgyz Republic, whereas it in the previous survey had been the Kyrgyz Republic and Kazakhstan.
9. Recommendations for future improvements in future surveys on donor activities are provided in Chapter VII of this Report.

## Table of Contents

<b>EXECUTIVE SUMMARY .....</b>	<b>1</b>
<b>I. INTRODUCTION .....</b>	<b>5</b>
<b>II. SURVEY IMPLEMENTATION.....</b>	<b>5</b>
<b>III. RESULTS OF THE 2008 SURVEY.....</b>	<b>6</b>
<b>IV. COMPARISON WITH THE RESULTS FROM THE 2006 SURVEY .....</b>	<b>14</b>
<b>V. COMPARISON WITH RECIPIENT REPORTING FROM CIS-STAT .....</b>	<b>15</b>
<b>VI. RECOMMENDATIONS FOR BETTER COORDINATION .....</b>	<b>15</b>
<b>VII. RECOMMENDATIONS FOR THE IMPROVEMENT OF FUTURE SURVEYS .....</b>	<b>16</b>
<b>VIII. ANNEXES .....</b>	<b>18</b>
<b>ANNEX 1 The Logical Structure of the UNECE questionnaire on Donor activities in Central Asia .....</b>	<b>18</b>
<b>ANNEX 2.1 List of donors which received a UNECE questionnaire .....</b>	<b>19</b>
<b>ANNEX 2.2 List of donors who reported to have no activities in the field of Statistics in the sub-region of Central Asia .....</b>	<b>26</b>
<b>ANNEX 3 Distributions of reported time periods in the UNECE Survey.....</b>	<b>27</b>
<b>ANNEX 4 Donor activities on Technical cooperation in the field of Statistics in the Central Asia sub-region reported by single countries.....</b>	<b>28</b>
<b>ANNEX 5 Classification of Statistical Activities as reflected in Part D of the questionnaire ...</b>	<b>38</b>
<b>ANNEX 6 Classification of Typology of Assistance, as used in Part G of the Questionnaire ...</b>	<b>47</b>

## EXPLANATORY NOTES

### List of acronyms

The following abbreviations have been used in this Survey Report.

<b>ADB</b>	Asian Development Bank
<b>CA</b>	Central Asia
<b>CES</b>	Conference of European Statisticians
<b>CIDA</b>	Canadian International Development Agency
<b>DESTATIS</b>	Federal Statistics Office of Germany
<b>DFID</b>	Department for International Development (United Kingdom)
<b>EBRD</b>	European Bank of Reconstruction and Development
<b>EC</b>	European Commission
<b>ECLAC</b>	Economic Commission for Latin America and the Caribbean
<b>ESCWA</b>	Economic and Social Commission for Western Asia
<b>EURASEC</b>	Eurasian Economic Community
<b>GTZ</b>	Gesellschaft für Technische Zusammenarbeit
<b>HMN</b>	Health Metrics Network
<b>ICMPD</b>	International Co-operation and Dialogue on Migration Policy
<b>IDA</b>	International Development Association
<b>ILO</b>	International Labour Organization
<b>IMF</b>	International Monetary Fund
<b>IOM</b>	International Organization of Migration
<b>JICA</b>	Japanese International Cooperation Agency
<b>MICS</b>	Multiple Indicator Cluster Survey
<b>NSO</b>	National Statistical Office
<b>SDC</b>	Swiss Agency for Development and Cooperation
<b>SESRIC</b>	Statistical, Economic and Social Research and Training Centre for Islamic Countries
<b>SIAP</b>	Statistical Institute for Asia and the Pacific
<b>SIDA</b>	Swedish International Development Cooperation Agency
<b>SPECA</b>	United Nations Special Program for Central Asia
<b>TFSCB</b>	Trust Fund for Statistical Capacity Building (World Bank)
<b>TICA</b>	Turkish International Cooperation Agency
<b>UIS</b>	UNESCO Institute for Statistics
<b>UNCU</b>	United Nations Coordination Unit
<b>UNDP</b>	United Nations Development Program
<b>UNECE</b>	United Nations Economic Commission for Europe
<b>UNESCAP</b>	United Nations Economic and Social Commission for Asia and the Pacific
<b>UNESCO</b>	United Nations Educational, Scientific and Cultural Organization
<b>UNFAO</b>	United Nations Food and Agricultural Organization
<b>UNFPA</b>	United Nations Population Fund
<b>UNICEF</b>	United Nations International Children's Emergency Fund
<b>UNIFEM</b>	United Nations Development Fund for Women
<b>USAID</b>	United States Agency for International Development
<b>WHO</b>	World Health Organization

## I. INTRODUCTION

10. The question of having better access to information on current and planned technical cooperation and coordination activities has been discussed at two CES Bureau meetings in October 2005 and February 2006. The result of these discussions was the Bureau decision ECE/CES/BUR/2006/6, according to which it would be the responsibility of UNECE to undertake the survey on donor activities in Central Asia. Whereas the first survey following this decision was based on two questionnaires already developed and used by Eurostat for collecting information on corresponding activities in the Western Balkans, the questionnaire of the Survey 2008 has been developed within UNECE. The development happened jointly with specialists from Eurostat and the World Bank, adapting the decisions of the CCSA Task Team and including recommendations of the different parties. The model questionnaire can be found as **Annex 1** to this report.

## II. SURVEY IMPLEMENTATION

11. In February 2008 the Regional Adviser of the Statistical Division of UNECE commenced the work on defining targets and creating the new questionnaire. With the assistance of an intern working at the UNECE, a questionnaire was developed in MS Excel, providing a user-friendly form that could adapt to the needs of the reporting organization. The questionnaires were then sent out to 20 Academic Institutions, 40 Development Agencies, 5 Development Banks, 9 other agencies and associations, 37 Statistical Offices, 6 Enterprises and 24 UN-Organizations, adding up to a total of 348 e-mails.

12. The list of selected donors can be found as Annex 2 to this report.

13. For the purpose of this survey, Central Asia was defined as consisting of six countries: Azerbaijan, Kazakhstan, The Kyrgyz Republic, Tajikistan, Turkmenistan, and Uzbekistan – all SPECA member countries in the UNECE region.

14. Organizations that had reported donor or implementation activities in the previous UNECE Survey 2006 were provided with a pre-filled version of the questionnaire, listing all previously reported projects and given the opportunity to modify the details.

15. The bulk of the survey was distributed in the first half of March 2008. All organizations were provided with two versions of the questionnaire, one with and one without macros, in case the macros did not work on older Excel versions. Respondents were given two weeks to reply. All communication was conducted using e-mail.

16. In addition to the individual e-mails, UNECE set up a web-page with the possibility to download further information on the terminology of the questionnaire, background information and the possibility to download the different versions of the questionnaire. This web-page was visited 32 times between 10 March and 14 April.

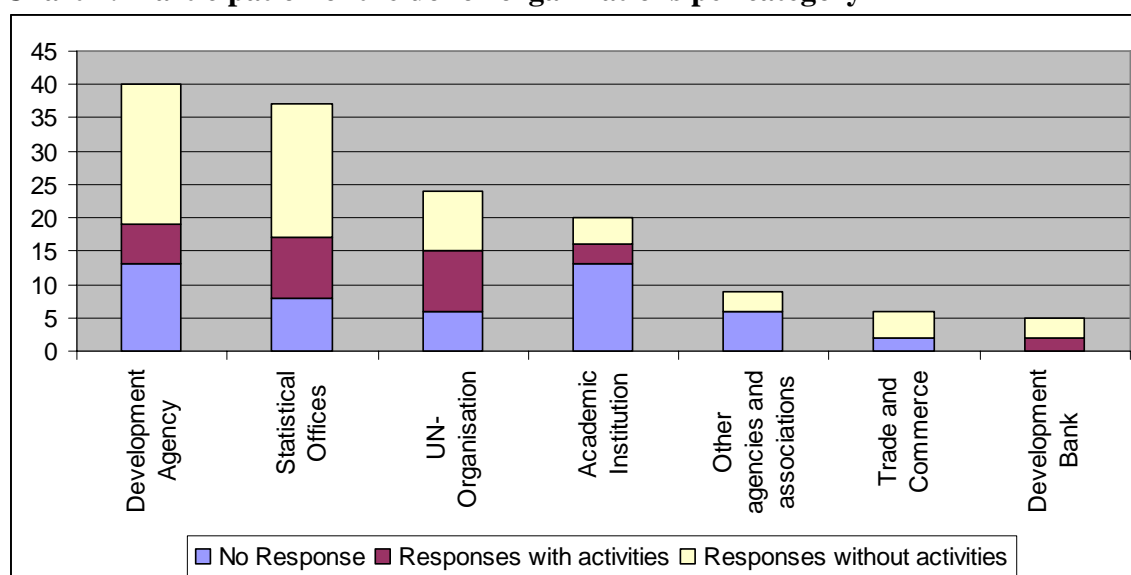
17. 54 replies were received by the response date (28 March 2008). Following two e-mailed reminders on 1 April and 7 April 2008, the total number of 94 replies was received by 11 April. This represented a 66% response rate of the 142 organizations that had received a questionnaire. 64 organizations (45% of all surveyed

organizations) reported that they have no activities in the field of statistics in the sub-region.

18. The non-response rate was 34%.

19. The contacted organizations can be divided into seven groups: Academic Institutions, Development Agencies, Development Banks, Other agencies and associations, National Statistical Offices, Trade and Commerce, UN-Organization. Details on the contacted organizations can be found in Annex 2.1. As can be seen in Chart 2, the new contacts added to the previous target groups used in the 2006 Survey, namely Academic Institutions, Other agencies (i.e. foundations) and organizations dealing with Trade and Commerce, did not have mentionable activities in the field of statistics in the region.

**Chart 2: Participation of the donor organizations per category**



### III. RESULTS OF THE 2008 SURVEY

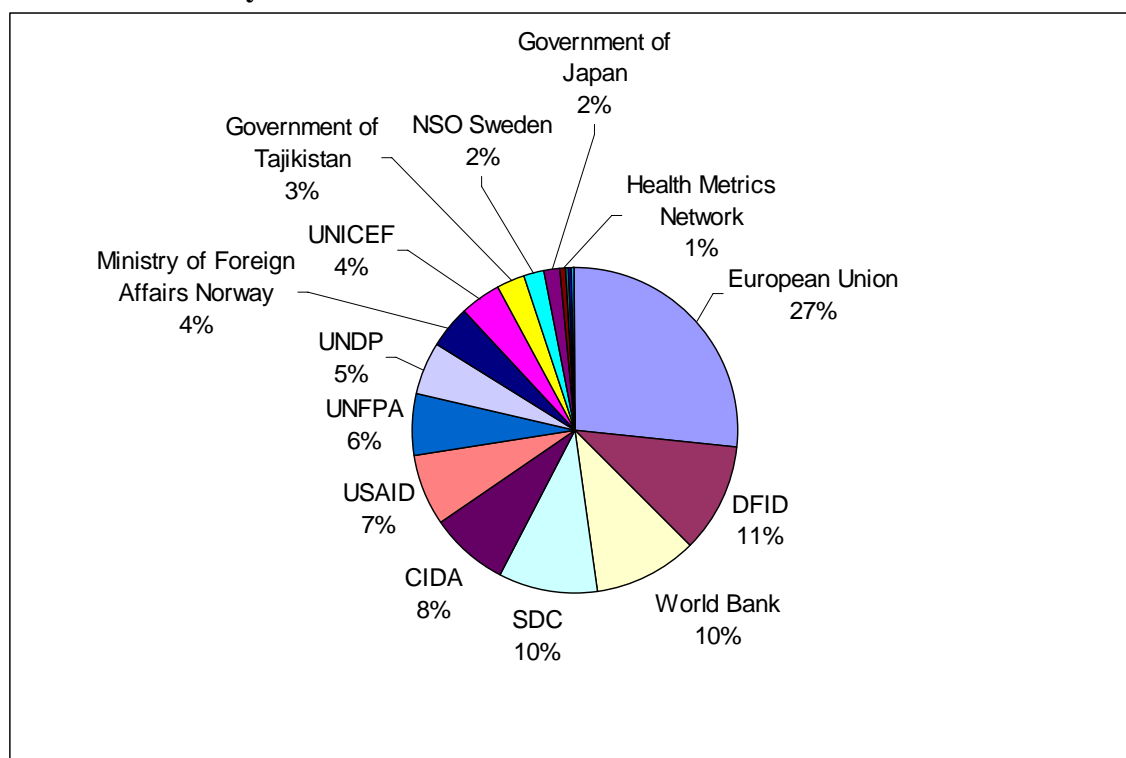
20. The analysis of the Survey includes 78 projects, which were “in process of being implemented”, “implemented but not yet finalized” or “finalized in 2006-2007”. Additionally there were 12 projects reported to be planned in 2008-2012, covering the reported status of “conceived as an idea”, “in planning phase” and “approved but not started”. In **Annex 3** the distribution of the time coverage of the reported projects can be seen in detail.

#### **i) Magnitude of funding, main donors and implementers in 2006-2007**

21. According to the survey results, 30 donors were present in the field of technical cooperation in statistics in the sub-region of Central Asia during 2006-2007. 78 projects were sponsored and financed by these donors, bringing around 35 million USD to foster development of statistics in the sub-region. With the total number of 10

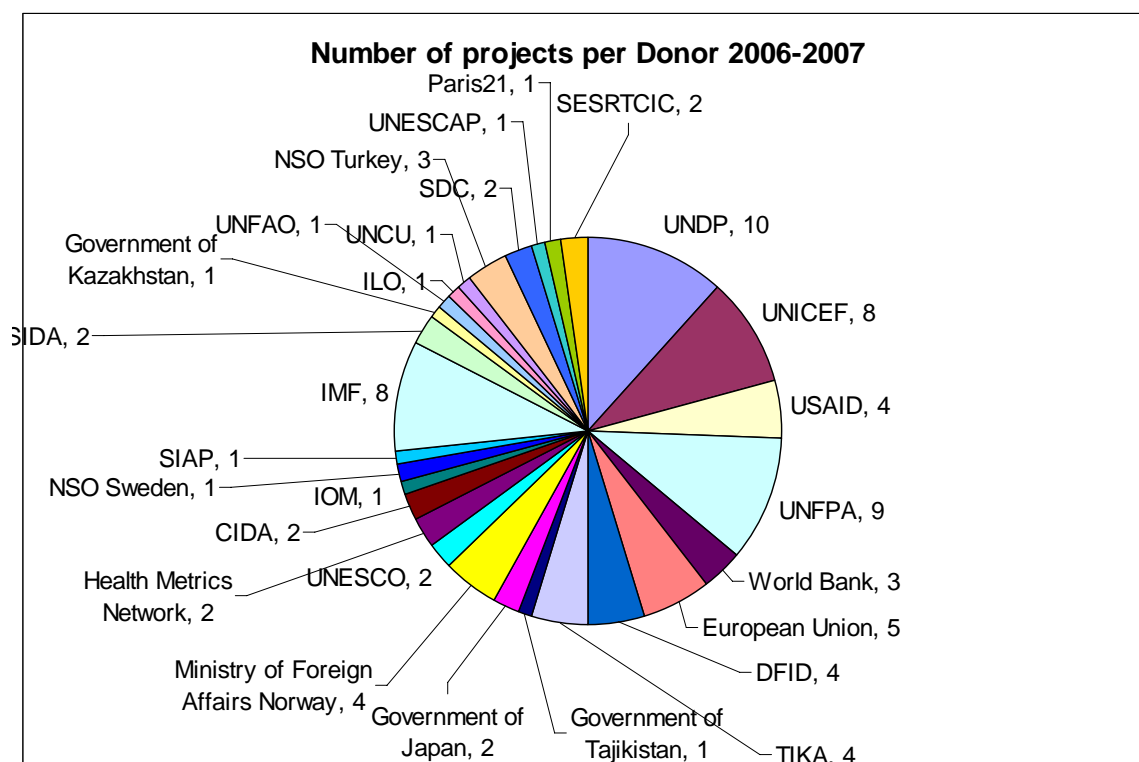
projects, UNDP sponsored the greatest number of projects, whereas EUROSTAT, with funding counting up to 8.5 million USD in the biennium, was the largest donor.

**Chart 3: Distribution of the shares of funding for technical cooperation in the field of statistics by donors in 2007-2008**



22. Usually projects were financed by one type of organizations and implemented by other organizations. The analysis of donor activities is, however, complicated by the fact that in some projects also the implementing agencies were providing financing to projects. Based on the Survey questionnaire it was not always possible to conclude, which exactly was the implementers' contribution to jointly funded projects. In those cases the implementer is reported as donor, but with no contribution to the funding.

**Chart 4a: Presence of donors and implementing agencies in the sub-region of Central Asia by number of projects on Technical Cooperation in Statistics - by donors**

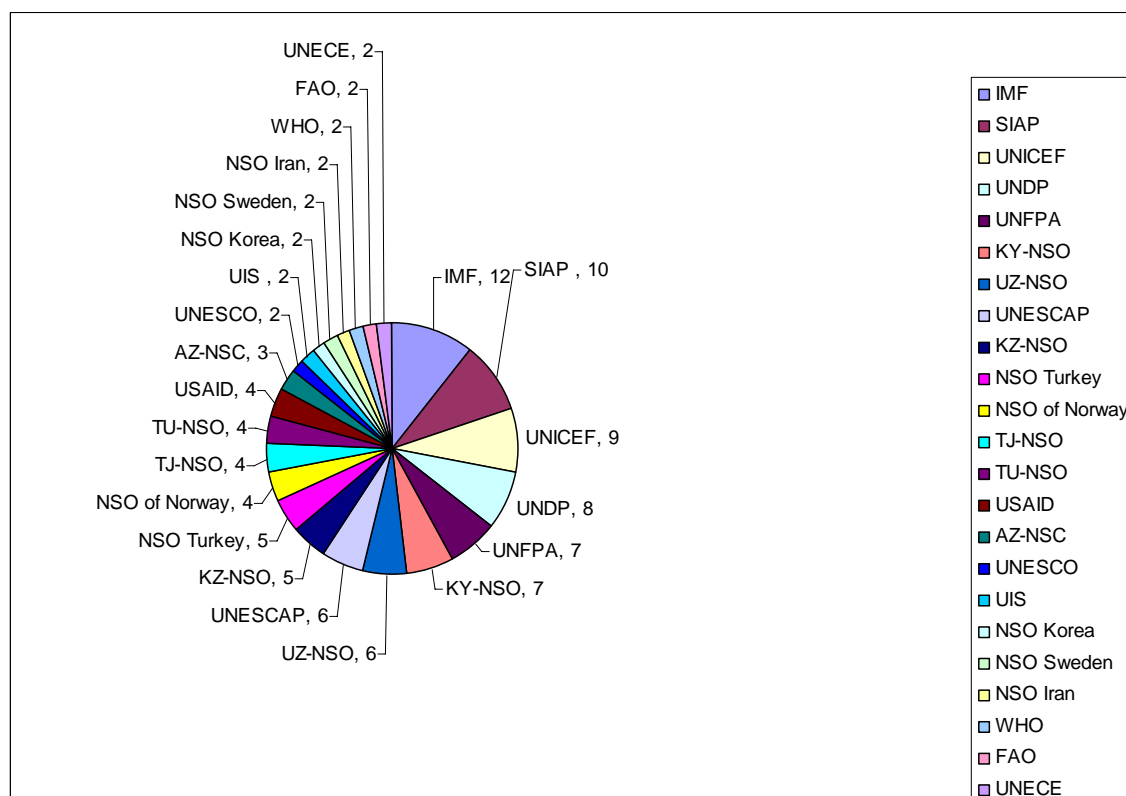


\* Others: IOM, NSO Sweden, SIAP, UNFAO, ILO, UNCU, UNESCAP, Paris21

23. One project can be financed by many donors or implemented by many agencies. Therefore the number of projects reflected in **Chart 4b** and its explanatory texts differ from the overall number of activities in the region.



**Chart 4b: Presence of donors and implementing agencies in the sub-region of Central Asia by number of projects on Technical Cooperation in Statistics - by donors AND implementing agencies, implementing more than one project**

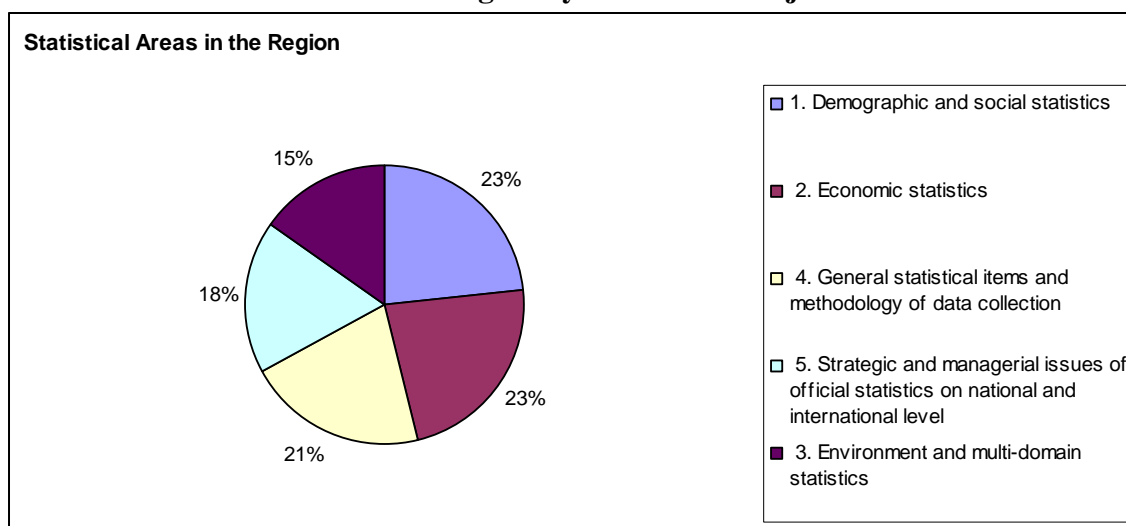


Implementing agencies, participating in the implementation of only one project, have – due to the big number – not been included in Chart 4b. Agencies, reported to be involved in only one project in the survey were the following: Statistical Centre of Iran, Russian Institute for Development of Education, ADB, IOM, ILO, ICMPD, EURASEC, NSO China, SDC, EC, UNIFEM, MACRO Int. Inc., International Medical Corps, American International Health Alliance, Association of Kazakhstan Demographers, UIS, Destatis, NSO Denmark, NSO Czech Republic, NSO Slovakia, ECLAC, ESCWA, National University of Uzbekistan

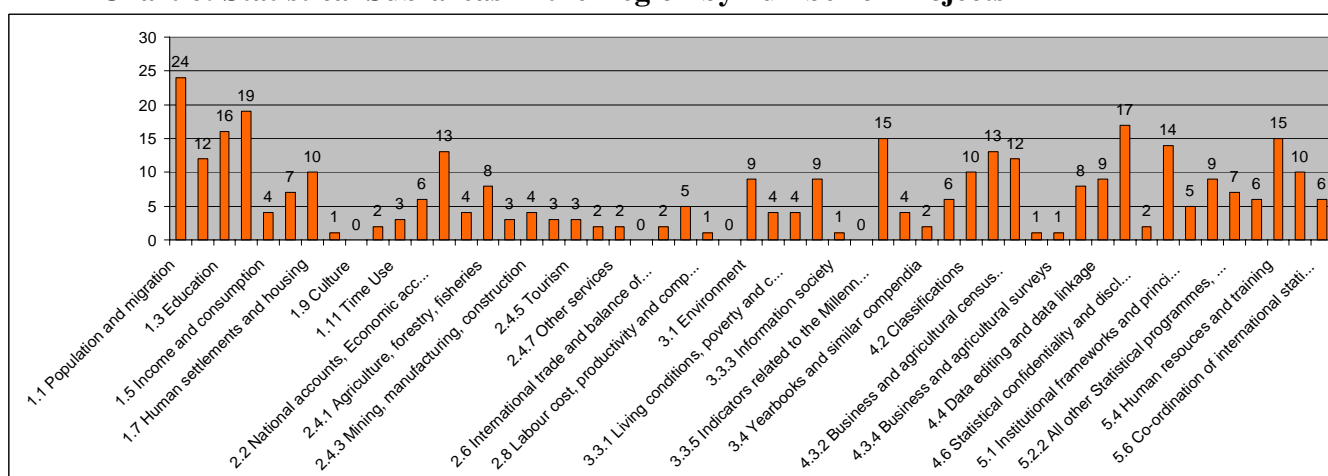
## **ii) Characteristics of the projects implemented or finalized in 2006-2007**

24. The 2008 UNECE Survey gives a more detailed picture of the characteristics of the projects than the previous UNECE Survey in 2006. The new 2008 Survey based its questionnaire on the CCSA Task Force on Donor Reporting on Support for Statistical Development. The questionnaire included questions based on the Classification of Statistical activities and the Classification of the Typology of assistance, worked out in the Task Force mentioned. The Classification of Statistical Activities is presented in **Annex 5** and the Typology of assistance in **Annex 6**.

25. When comparing the five main areas of statistical activities by number of projects (**Chart 5**) it can be noticed, that all main areas were almost equally covered. The share of the number of reported projects in the five main areas of statistical activities ranged from 15% for Environment and multi-domain statistics to 24% for Demographic and social statistics.

**Chart 5: Statistical Areas in the Region by number of Projects**

26. Comparing the different subject-matter activities of main statistical activities shows, as can be seen in **Chart 6**, that some sub-areas were more supported than others. Whether this also results in duplication or overlapping of support activities is briefly discussed in chapter VI.

**Chart 6: Statistical Sub-areas in the Region by number of Projects**

27. The statistical projects running in the region during 2006-2007 were mainly long-term strategic projects, i.e. longer than one year. They represented 76% of the total number of projects. These projects focused on the strengthening of the National Statistical System of the countries, aiming at increasing knowledge and developing sustainable practices in different fields of statistics or the statistical system as a whole.

28. The short-term projects, lasting less than one year, included mainly regional, and sometimes also national, training courses and workshops in different domains of statistics. The majority of them were organized by SIAP, IMF and SESRTCIC.

29. The respondents to the 2008 Survey were also asked to precise the type of assistance they provide. 48 % of the respondents providing assistance provided non-financial assistance and 17% provided financial assistance – i.e. grants and loans. The financial assistance was mainly provided in form of a grant.16% provided both financial and non-financial types of assistance. 19% of the respondents providing assistance did not answer this question at all. The definitions of different types of assistance are presented in Annex 6.

### **iii) Description of donor support to statistical activities by countries**

30. The distribution of the donor support for the development of statistics was divided fairly evenly, when observing only the number of the different projects in the six Central Asian countries. Out of altogether 133 projects each Central Asian country could participate in 15 – 26 projects. The fairly equal distribution, reflected in Chart 7 changes, when the observation is turned to the funding magnitude. This is partially explained by the fact that numerous training projects are regional, whereas the more heavily funded development projects are national to their character and focus today on only part of the Central Asian countries.

**Chart 7: Number of statistical projects by Central Asian countries**

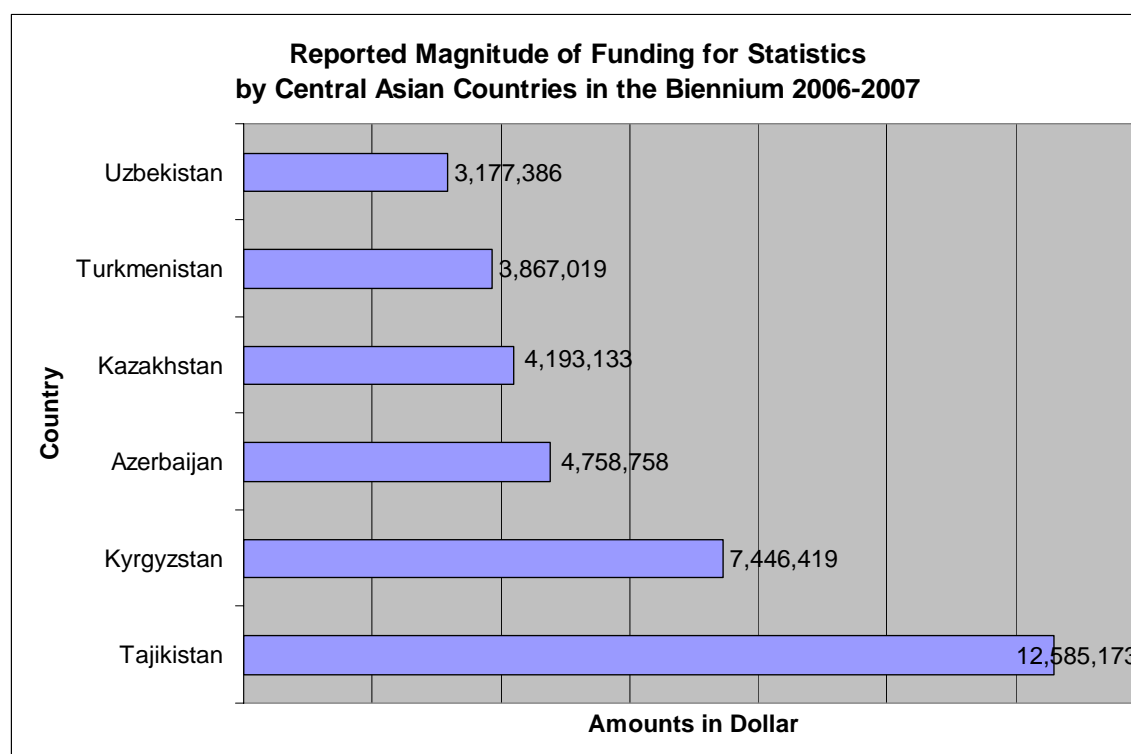


31. When analyzing the results of the Survey as to the financial magnitude of donor support, it can be noticed that Tajikistan and The Kyrgyz Republic enjoy the strongest support. The reported support figures for each country are illustrated in Chart 8. For the period of 2006-2007 the two countries mentioned received 56% on all funding in the sub-region.

32. The Survey showed that there are a limited number of larger projects which focus on the sub-region as a whole with activities in all six countries. The implementing agencies are in many cases the National Statistical Committees of the countries themselves. The amount of funding may differ strongly from year to year and from country to country. Multi-donor projects of this kind are e.g. (i) MICS (Multi Indicator Cluster Survey), with UNICEF as a lead agency and UNICEF, UNFPA,

USAID, ILO, DFID and UNDP as donors, (ii) DevInfo, also with UNICEF as a lead agency and UNICEF, UNDP, UNFPA and UNCU as donors and (iii) TACIS with the European Union as donor and often implemented by some commercial agency. These projects will not be separately mentioned in the country-analysis, provided below, since they were implemented in all six countries observed in the Central Asian sub-region.

**Chart 8: Reported amounts of funding by country, projects active in 2006-2007**



33. 18 donors were present in **Azerbaijan** in 2006-2007. The largest donor was USAID, sponsoring the Azerbaijan Demographic and Health Survey 2006 in cooperation with UNICEF. UNICEF conducted five projects in Azerbaijan and is played a more important role in implementing than in sponsoring activities. The second largest donor was the European Union sponsoring the long-term project of Reform of the Official Statistics (TACIS). Other important donors in the field of statistics in Azerbaijan are IMF, Statistics Sweden and the Government of Japan. IMF and UNECE were important implementers in the country. The Statistical Institute of Turkey reported two projects sponsored by SESRIC. The HMN sponsored the development of health information systems.

34. **Kazakhstan** attracted the attention of 20 donors and had with 24 projects a fairly high number of projects. The biggest donor was the European Union with the TACIS project. The World Bank followed with a two-year project for Development of the National Strategy for Statistics. This project prepared the development of a comprehensive Statistical Master Plan for the years 2008 and beyond, referred to later in this Report. Other major donors were SDC, UNFPA and the Norwegian Ministry of Foreign Affairs. Most of the activities covered a wide range of statistical areas. IOM sponsored the improvement of Labour Migration Data and Statistics and USAID led an Epidemiology training program. The most important implementation agencies in

statistical projects, carried out in Kazakhstan, were IMF, The World Bank, UNICEF, UNFPA and UNECE.

35. **The Kyrgyz Republic** had 20 donors and had with 26 statistical projects, together with Tajikistan, the largest number of statistical projects. Many of these projects were strategic development projects to strengthen the statistical capacity of the country in general and were organized by the European Union, UNECE, UNFPA and PARIS21. Besides them numerous projects focused on strengthening different specific fields of statistics. The World Bank sponsored a project on Rural Education and the Norwegian Ministry of Foreign Affairs supported the development of household surveys and education statistics. UNESCAP was working on data about informal employment and contributed with two projects. USAID sponsored a project developing epidemiological capacity in the public sector. The Kyrgyz Republic is the target of an emerging major project from World Bank, Japanese PHRD (Policy and Human Resource Development), TIKA, NSO Norway, NSO Finland and GTZ, planned to be implemented between August 2008 and December 2010.

36. Tajikistan attracted the largest amount of funding and had, together with the Kyrgyz Republic, the largest number of projects in 2006-2007. Especially the World Bank project on Strengthening the Statistical Capacity of Tajikistan is to be mentioned, implemented by the German NSO as the main implementing agency. Another large project with links to statistical development is a project for improving food security, financed by CIDA together with FAO and UNIFEM as implementers. A number of statistical areas are also covered by projects focusing on the development in specific fields, e.g. SDC with two projects for developing a Water Information Basis and centers for Hydro-Meteorology. IOM, USAID, UNESCO and SESRIC contributed with projects on labour, health and price statistics. UNECE organized a Regional Workshop on Census Questionnaires and Migration and UNESCAP is working on data about informal employment and contributed with two projects.

37. **Turkmenistan** attracted only 3.8 million USD in 2006-2007, which was the second smallest amount of funding in the sub-region. 16 donors sponsored 20 projects. The European Union was the largest donor, followed by UNDP that with 7 projects showed the greatest activity of all donors in Turkmenistan. SDC, UNFPA and UNICEF were also mentionable donors in Turkmenistan. UNECE organized, with the financial support of UNFPA, a National Training workshop on Census preparations.

38. **Uzbekistan** attracted the least interest of donors in the field of statistical capacity building in 2006-2007 with 15 projects reported and with a funding amount of 3.1 million USD. Also here The European Union was the largest donor with the TACIS project. Only IMF and UNFPA organized national projects in Uzbekistan.

#### iv) Future projects (2008-2012)

39. For future activities in the field of statistics twelve separate projects were reported in the sub-region, additional to those which were categorized as ongoing and which also will partially be implemented in the (close) future.

40. The reported future projects can be divided in two groups: (i) fairly big national projects and (ii) regional training projects. The first kind of projects can, based on the Survey be identified for the Kyrgyz Republic and for Kazakhstan. The reported regional training projects will cover all the six observed countries.

41. The big project in the Kyrgyz Republic, mounting up to nearly USD 4 million, is a jointly financed project by the World Bank with co-financing from Japan, Turkey, Norway, Finland and Germany focusing on numerous domains in statistical capacity building, aiming at implementation between the second part of 2008 and the end of 2010. Renewal of the statistical legislation and updating of the managerial information systems are foreseen in addition to training and improvement of human resources. A second big project in the Kyrgyz Republic is the TACIS support through the European Union's Statistics 11 funding. Only in the fields of population statistics and national accounts some theoretical overlapping could be observed. However, since both fields consist of numerous sub-domains, there is no danger of overlapping of the different projects.

42. Statistics Norway will implement a medium sized multi-domain project, ranging from national accounts to data editing with funding from the Norwegian Foreign Ministry in Kazakhstan. Production of register-based statistical information also belongs to the planned items.

43. A substantial part of future projects reported are regional training courses for all Central Asian countries on topics such as new challenges in economic statistics, educational statistics and monetary statistics. Reporting donors/organizers are SIAP, UNECE, UNESCO and IMF.

#### **IV. COMPARISON WITH THE RESULTS FROM THE 2006 SURVEY**

44. The 2006 Survey on Donor Activities on Technical Cooperation in the Field of Statistics in Central Asia (ECE/CES/BUR/2007/FEB/22) provided four recommendations for future reporting and survey activities:

- Provide a clear definition of the time intervals to be reported;
- Provide a classification and a clear definition of the stage of reported projects;
- Develop a classification on technical cooperation activities;
- Develop a good knowledge of the donor and recipient structures.

45. In the 2008 Survey all these recommendations were taken into account. The classification on the technical cooperation activities was developed and defined by the CCSA Task Team on Donor Reporting and was used in the present Survey. Clear definitions of time intervals and the stage of reported projects were used in the new Survey. Due to a substantial increase in the number of organizations targeted in the 2008 Survey also a better understanding of the donor structures has emerged.

46. Due to the increased coverage of donors in 2008 there was – expectedly – also a growth in the coverage of the activities. In 2008 30 organizations reported that they had activities in the field of statistics in Central Asia whereas in 2006 the corresponding number was 16 organizations. In 2008 there were 78 different activities reported to be going on in the biennium 2006-2007, in 2006 the corresponding number was 38. However, it would not be correct to interpret these

figures only as a growth in the magnitude of donor support to Central Asian countries. What it mainly reflects is the strong improvement of the coverage of the survey with new donor activities from Turkey (TIKA, NSO of Turkey), the Asian Development Bank and numerous UN organizations coming in as reporters in the new Survey Round. Additionally to the 78 ongoing activities there were also 12 planned activities reported in the 2008 survey.

47. Also the magnitude of funding has grown. For the biennium of 2006-2007 the total sum provided by different donors in support for statistics mounted up to over 30 million US Dollars, whereas the sum total for the one implementation year 2005 in the previous report was 8 million US dollars. A direct comparison of these figures is not possible, as the figure of the latest survey reflects the sum total of ongoing projects in 2006-2007 and the project period can stretch from one week (some training projects) up to several years.

48. A change could be observed as to the order in which the countries enjoyed the attention of the donors. In the 2006 Survey the Kyrgyz Republic and Kazakhstan were the clearly most supported countries. In the 2008 Survey Tajikistan had taken the first place in the magnitude of donor support. Kazakhstan now ranked as third in the magnitude comparison. It could also be noted that the support amounts for Turkmenistan and Uzbekistan had substantially grown from the 2006 reporting, even though these two countries still withheld the least supported countries in the region. The reported growth of the magnitude of support was partly due to the better coverage in the new Survey.

49. In conclusion the more detailed and more user friendly questionnaire of the 2008 Survey most probably also inspired the respondents provide richer replies. As for Tajikistan, the Kyrgyz Republic and Kazakhstan the in recent times developed comprehensive national plans for statistical capacity building and the stronger involvement of the World Bank in supporting statistical capacity building activities have facilitated bigger donor support. It should also be noted that a bigger part of the support has in recent times been provided in the form of loans, not as grants. In the cases of Uzbekistan and for Turkmenistan the re-commencement of the EU support certainly also increased the support.

## **V. COMPARISON WITH RECIPIENT REPORTING FROM CIS-STAT**

50. As the 2008 Survey on recipient countries on Donor Support for Technical Cooperation in the Field of statistics still has not yet been performed a comparison can for the moment not be done.

## **VI. RECOMMENDATIONS FOR BETTER COORDINATION**

51. Notwithstanding the better coverage and the growth of reported donor support for statistics in Central Asia, no observations of any serious overlapping or duplication could be made.

52. The donor support for statistical capacity building in the surveyed Central Asian countries still remains at a relatively modest level, this being the main reason for no

overlapping observed. The development of comprehensive statistical master plans also assist in better definitions and implementation sequences of the development actions, thus serving as good tools for avoiding overlapping.

53. A potential danger for overlapping can appear in the often non-coordinated capacity building activities when ministries are carrying out statistical development tasks financed by international organizations. This danger is usually linked with situations where the National Statistical Agency has a weak coordination role in the statistical system. In the 2008 Survey no such problems were observed. Notwithstanding this the coordinative role of the National Statistical Agencies in all Central Asian countries could be stronger.

## **VII. RECOMMENDATIONS FOR THE IMPROVEMENT OF FUTURE SURVEYS**

54. Analyzing the results of the 2008 Survey it became clear that some questions led to misunderstandings by a few respondents.

55. For identifying the respondent the questionnaire posed the question in the form “Name of Donor Organization”. In future questionnaires this question should be changed into “Name of Reporting Organization” to prevent misunderstanding. Some reporting organizations were in vain looking for a checkbox to report, that they had no activity or that they were solely carrying out implementation functions and not acting as a donor organization.

56. The 2008 questionnaire included questions on project partners in the form “Are other agencies involved in this project?” together with questions about the respondent’s role in the project. The background for these questions was the effort to avoid double counting in joint projects and also to make a clear difference between donor and implementation organizations. However, became clear that sorting out the role of different partners in joint projects would demand more detailed information, as part of the respondents on joint projects answered for their own share in the project, part again for the whole project.

57. The ideal question for joint projects having a multitude of donors and implementation agencies would be to focus on the (i) respondent’s role (donor and/or implementer), (ii) the estimated value of the donor’s contribution and (iii) the estimate of the joint project’s total value and (iv) the name of the Lead agency.

58. Decision-making and the reporting structures differ from organization to organization. This problem pointed out in the report of the 2006 Survey was also confirmed in this Survey. For instance, the ADB Headquarters reported no activity in the region, whereas the National Bureau of ADB in Tajikistan reported projects. Taking the risk of receiving duplicated reporting, for the benefit of having good coverage and a better understanding for future Surveys UNECE contacted Headquarters, Regional and National bodies, when the contact information was available.

59. It also happened frequently that information on activities reported by Headquarters, Regional and National bodies of the same organization on the same projects differed on the amount and the timing of the funding. This made it



troublesome to specify the correct information of some cases in the analysis phase and some additional inquiries to donors had to be made.

60. The problems reported in the two first paragraphs of this chapter can be overcome with more detailed questions, as proposed above. The problems related to the two last paragraphs above cannot be overcome by any formulations in a donor survey as the reporting structures in different organizations will continue to be different. To some extent it can be learned through repeated surveys, from which level of the organization the best information can be received and in future surveys limit the response burden to this good level. On the other hand reporting structures in organizations also change over time, so concentrating future response requests to only one reporting level brings in the danger of missing coverage. Only in one case UNECE received critical feedback for requesting information from too many levels in the organization.

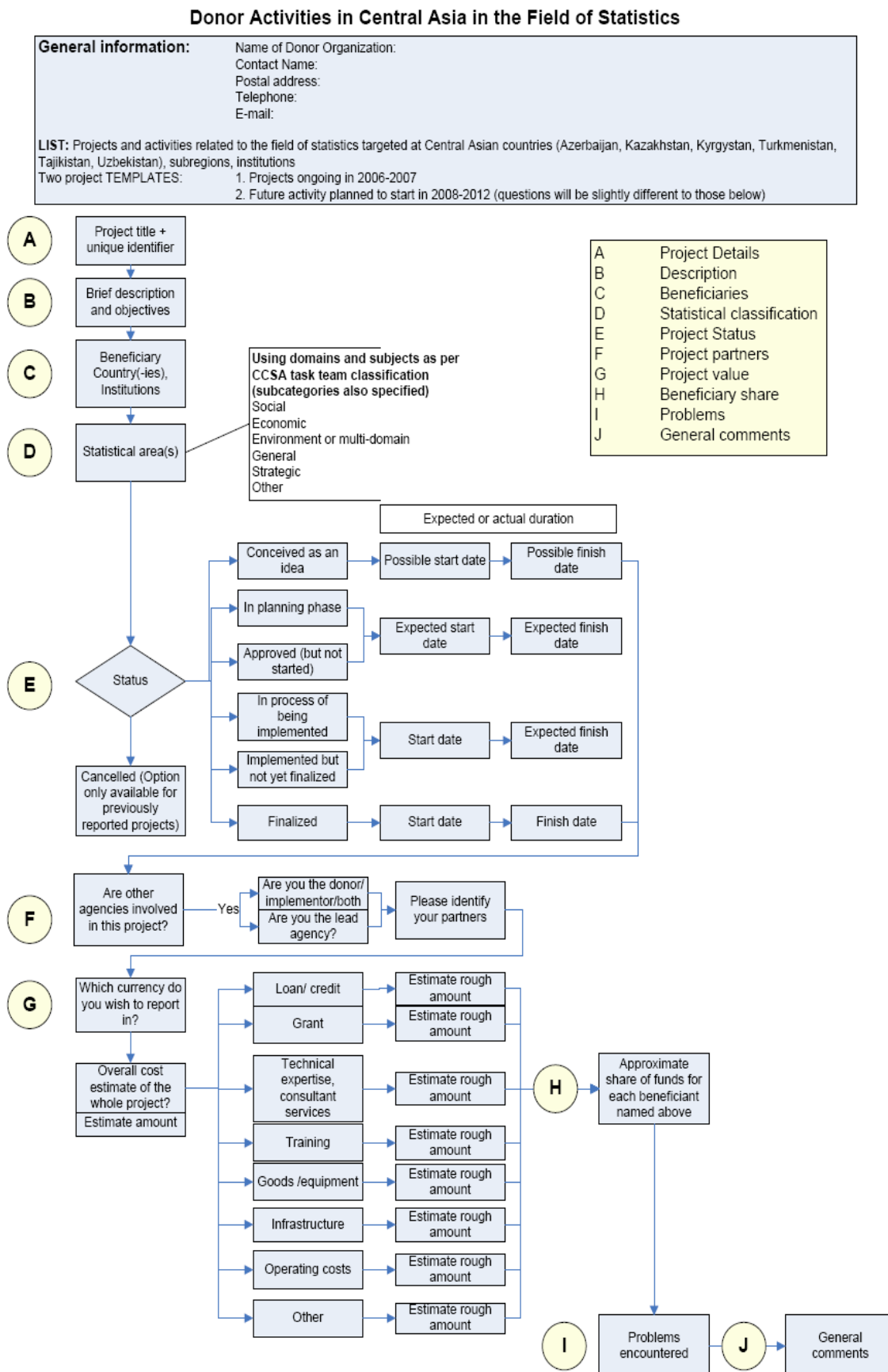
\*

\*

\*

VIII. ANNEXES

ANNEX 1 The Logical Structure of the UNECE questionnaire on Donor activities in Central Asia



## ANNEX 2.1 List of donors which received a UNECE questionnaire

LastName	CommunicationEmail	OrganisationName
<b>Academic Institution</b>		
Tursunkulova	<a href="mailto:icp@mail.auca.kg">icp@mail.auca.kg</a>	American University of Central Asia
Kudabaev	<a href="mailto:econ@mail.auca.kg">econ@mail.auca.kg</a> <a href="mailto:kontakt@iwg-bonn.de">kontakt@iwg-bonn.de</a>	American University of Central Asia Bonn Institute for Economic and Social Research
Bogel	<a href="mailto:bogel@cepr.net">bogel@cepr.net</a> <a href="mailto:cepr@cepr.net">cepr@cepr.net</a> <a href="mailto:postmaster@diw.de">postmaster@diw.de</a> <a href="mailto:efi@hhs.se">efi@hhs.se</a>	Center for Economic and Policy Research Center for Economic and Policy Research DIW (German Institute for Econ. Research) Economic Research Institute
Kleissner	<a href="mailto:anna.kleissner@esce.org">anna.kleissner@esce.org</a>	ESCE Econ. And Social Research Center
Welfens	<a href="mailto:welfens@uni-wuppertal.de">welfens@uni-wuppertal.de</a> <a href="http://www-wsi@boeckler.de">www-wsi@boeckler.de</a> <a href="mailto:ifo@ifo.de">ifo@ifo.de</a> <a href="mailto:info@fibs.eu">info@fibs.eu</a>	European Institute for Int. Econ. Relations Hans Böckler Stiftung, Econ. And Social Institute ifo Institute for Econ. Research Institute for Education and Socio-Econ. Research and Consulting
Camen	<a href="mailto:kof@kof.ethz.ch">kof@kof.ethz.ch</a> <a href="mailto:camen@hei.unige.ch">camen@hei.unige.ch</a> <a href="mailto:enquiries@niesr.ac.uk">enquiries@niesr.ac.uk</a>	KOF Swiss Economic Institute Graduate Institute for International Studies National Institution of Economic and Social Research
Weiler	<a href="mailto:oei@zedat.fu-berlin.de">oei@zedat.fu-berlin.de</a> <a href="mailto:rwi@rwi-essen.de">rwi@rwi-essen.de</a>  <a href="mailto:Sabine.Weiler@rwi-essen.de">Sabine.Weiler@rwi-essen.de</a>	Osteuropäisches Institut der FU Berlin RWI (Rheinisch-Westfälisches Institut für Wirtschaftsforschung) RWI (Rheinisch-Westfälisches Institut für Wirtschaftsforschung)
Starr	<a href="mailto:info@srdc.org">info@srdc.org</a> <a href="mailto:sfstarr@jhu.edu">sfstarr@jhu.edu</a>	Social Research and Dem. Corp. University of Central Asia
Hunya	<a href="mailto:hunya@wsr.ac.at">hunya@wsr.ac.at</a>	WIIW (Vienna Institute for Int. Econ. Studies)
Roland	<a href="mailto:rhabich@wz-berlin.de">rhabich@wz-berlin.de</a>	WZB (Social Science Research Center Berlin)
Grittmann	<a href="mailto:info@zew.de">info@zew.de</a>	ZEW (Centre for European Economic Research)
<b>Development Agency</b>		
Jedidi	<a href="mailto:paris@acted.org">paris@acted.org</a>	ACTED
Bernard	<a href="mailto:bishkek@acted.org">bishkek@acted.org</a>	ACTED
Mansurova	<a href="mailto:dushanbe@acted.org">dushanbe@acted.org</a> <a href="mailto:tashkent@acted.org">tashkent@acted.org</a>	ACTED ACTED
Faizov	<a href="mailto:yodgor.faizov@akdn.org">yodgor.faizov@akdn.org</a>	Aga Khan Foundation
de Dinechin	<a href="mailto:akfed_dushanbe@tajnet.com">akfed_dushanbe@tajnet.com</a>	Aga Khan Fund for Economic Development
Turner	<a href="mailto:warren_turner@ausaid.gov.au">warren_turner@ausaid.gov.au</a> <a href="mailto:office@ada.gv.at">office@ada.gv.at</a>	AusAID Austrian Development Agency
Lovett	<a href="mailto:david.lovett@tajik.net">david.lovett@tajik.net</a>	CADA (Central Asian Development Agency)
Mackay	<a href="mailto:cadmin@tajik.net">cadmin@tajik.net</a>	CADA (Central Asian Development Agency)
Kotsas	<a href="mailto:konstantin.kotsas@gtz.de">konstantin.kotsas@gtz.de</a>	Centrum für internationale Migration und Entwicklung (CIM)
Elsner	<a href="mailto:jens.elsner@gtz.de">jens.elsner@gtz.de</a>  <a href="mailto:cim@gtz.de">cim@gtz.de</a>	Centrum für internationale Migration und Entwicklung (CIM) Centrum für internationale Migration und Entwicklung (CIM)
Oda	<a href="mailto:info@acdi-cida.gc.ca">info@acdi-cida.gc.ca</a>	CIDA
Millar	<a href="mailto:marieeve_millar@acdi-cida.gc.ca">marieeve_millar@acdi-cida.gc.ca</a> <a href="mailto:engserv@dfait-maeci.gc.ca">engserv@dfait-maeci.gc.ca</a> <a href="mailto:um@um.dk">um@um.dk</a>	CIDA CIDA CIDA
Kimoto	<a href="mailto:internat@stat.go.jp">internat@stat.go.jp</a>	Danish Development Politics Dep. For Intern. Training Coop., Ministry of Internal Affairs and Communication
Yasuda	<a href="mailto:yasuda@unsiap.or.jp">yasuda@unsiap.or.jp</a>	Dep. For Intern. Training Coop., Ministry of Internal Affairs and Communication

Chultemjamts	<a href="mailto:staff@unsiap.or.jp">staff@unsiap.or.jp</a>	Dep. For Intern. Training Coop., Ministry of Internal Affairs and Communication
Sadzik	<a href="mailto:sad@deginvest.de">sad@deginvest.de</a>	Deutsche Investitions- und Entwicklungsgesellschaft
	<a href="mailto:poststelle@ded.de">poststelle@ded.de</a>	Deutscher Entwicklungsdienst (DED)
	<a href="mailto:DIE@die-gdi.de">DIE@die-gdi.de</a>	Deutsches Institut für Entwicklungspolitik (DIE)
Wegener	<a href="mailto:hedi.wegener@bundestag.de">hedi.wegener@bundestag.de</a>	Deutsch-Kasachische Gesellschaft
Lane	<a href="mailto:jason-lane@dfid.gov.uk">jason-lane@dfid.gov.uk</a>	DFID (Department for International Development)
Poskett	<a href="mailto:E-Poskett@dfid.gov.uk">E-Poskett@dfid.gov.uk</a>	DFID (Department for International Development)
Schäfer	<a href="mailto:markus.schaefer@deza.admin.ch">markus.schaefer@deza.admin.ch</a>	Direktion für Entwicklung und Zusammenarbeit (DEZA)
	<a href="mailto:info@deza.admin.ch">info@deza.admin.ch</a>	Direktion für Entwicklung und Zusammenarbeit (DEZA)
Leandro	<a href="mailto:jose.leandro@ec.europa.eu">jose.leandro@ec.europa.eu</a>	EuropeAid
	<a href="mailto:EUROPEAID-info@ec.europa.eu">EUROPEAID-info@ec.europa.eu</a>	EuropeAid
Lawo	<a href="mailto:lawo@eadi.org">lawo@eadi.org</a>	European Association of Development Research and Training Institutes
	<a href="mailto:postmaster@eadi.org">postmaster@eadi.org</a>	European Association of Development Research and Training Institutes
Wiltzer	<a href="mailto:wiltzerpa@afd.fr">wiltzerpa@afd.fr</a>	French Development Agency
Varhelyi	<a href="mailto:varhelyin@afd.fr">varhelyin@afd.fr</a>	French Development Agency
	<a href="mailto:gdni@gdnet.org">gdni@gdnet.org</a>	Global Development Network (GDN)
Clausing	<a href="mailto:andreas.clausing@gtz.de">andreas.clausing@gtz.de</a>	GTZ
Zakirova	<a href="mailto:elena.zakirova@gtz.de">elena.zakirova@gtz.de</a>	GTZ
Heinzmann	<a href="mailto:Franz.Heinzmann@gtz.de">Franz.Heinzmann@gtz.de</a>	GTZ
Clausing	<a href="mailto:andreas.clausing@gtz.de">andreas.clausing@gtz.de</a>	GTZ
Schwickert	<a href="mailto:marcel.schwickert@gtz.de">marcel.schwickert@gtz.de</a>	GTZ
Bergelt	<a href="mailto:daniela.bergelt@gtz.de">daniela.bergelt@gtz.de</a>	GTZ
Hayfa	<a href="mailto:gisela.hayfa@gtz.de">gisela.hayfa@gtz.de</a>	GTZ
	<a href="mailto:ppp-buero@gtz.de">ppp-buero@gtz.de</a>	GTZ
Haese	<a href="mailto:marion.haese@gtz.de">marion.haese@gtz.de</a>	GTZ
	<a href="mailto:info@gtz.de">info@gtz.de</a>	GTZ
	<a href="mailto:coordination@gtz.kg">coordination@gtz.kg</a>	GTZ
Mavaddat	<a href="mailto:Smavaddat@ifc.org">Smavaddat@ifc.org</a>	IFC (Int. Financ. Coop.)
de Mond	<a href="mailto:Gmond@ifc.org">Gmond@ifc.org</a>	IFC (Int. Financ. Coop.)
Tilyayev	<a href="mailto:utilyayev@ifc.org">utilyayev@ifc.org</a>	IFC (Int. Financ. Coop.)
Azimova	<a href="mailto:Aazimova@ifc.org">Aazimova@ifc.org</a>	IFC (Int. Financ. Coop.)
Trofimenko	<a href="mailto:natalia.trofimenko@ifw-kiel.de">natalia.trofimenko@ifw-kiel.de</a>	Institut für Weltwirtschaft, Uni Kiel
	<a href="mailto:ids@ids.ac.uk">ids@ids.ac.uk</a>	Institute of Development Studies (IDS)
Kochendörfer-Lucius	<a href="mailto:info@inwent.org">info@inwent.org</a>	InWent
Reim	<a href="mailto:regine.reim@inwent.org">regine.reim@inwent.org</a>	InWent
Kitt	<a href="mailto:irishaidcentre@dfa.ie">irishaidcentre@dfa.ie</a>	Irish AID
	<a href="mailto:dgcs.segreteriadg@esteri.it">dgcs.segreteriadg@esteri.it</a>	Italian Development Cooperation
	<a href="mailto:japancenter@jica.go.jp">japancenter@jica.go.jp</a>	JICA (Japan Int. Coop. Agency)
	<a href="mailto:jicauz@jica.go.jp">jicauz@jica.go.jp</a>	JICA (Japan Int. Coop. Agency)
	<a href="mailto:kouhou@jitco.or.jp">kouhou@jitco.or.jp</a>	JITCO (Japan Int. Training Coop. Org.)
Kenji	<a href="mailto:yamamoto.kenji@jitco.or.jp">yamamoto.kenji@jitco.or.jp</a>	JITCO (Japan Int. Training Coop. Org.)
	<a href="mailto:askld@lux-development.lu">askld@lux-development.lu</a>	Lux-Development
Schmid	<a href="mailto:schmid@lux-development.lu">schmid@lux-development.lu</a>	Lux-Development
	<a href="mailto:info@ncdo.nl">info@ncdo.nl</a>	National Committee for Int. Coop. and Sust. Dev.
Giovannini	<a href="mailto:enrico.giovannini@oecd.org">enrico.giovannini@oecd.org</a>	OECD
Benn	<a href="mailto:julia.benn@oecd.org">julia.benn@oecd.org</a>	OECD
Küblböck	<a href="mailto:k.kueblboeck@oefse.at">k.kueblboeck@oefse.at</a>	Oesterreichische Forschungsstiftung für Entwicklungshilfe (OeFSE)

Simonpietri	<a href="mailto:office@oefse.at">office@oefse.at</a>	Oesterreichische Forschungsstiftung für Entwicklungshilfe (OeFSE)
Juraev	<a href="mailto:info.germany@omv.com">info.germany@omv.com</a>	OMV (Ost- und Mitteleuropaverein)
Maag	<a href="mailto:antoine.simonpietri@oecd.org">antoine.simonpietri@oecd.org</a>	Paris21
Schoch	<a href="mailto:Shuhrat.juraev@sdc.net">Shuhrat.juraev@sdc.net</a>	SDC (Swiss Dev. Coop.)
Lundre-Mauroux	<a href="mailto:bishkek@sdc.net">bishkek@sdc.net</a>	SDC (Swiss Dev. Coop.)
Nordberg	<a href="mailto:dushanbe@sdc.net">dushanbe@sdc.net</a>	SDC (Swiss Dev. Coop.)
	<a href="mailto:tashkent@sdc.net">tashkent@sdc.net</a>	SDC (Swiss Dev. Coop.)
	<a href="mailto:la.nordberg@tele2.se">la.nordberg@tele2.se</a>	SIDA
	<a href="mailto:sida@sida.se">sida@sida.se</a>	SIDA
	<a href="mailto:centro.informacion@aeci.es">centro.informacion@aeci.es</a>	Spanish Agency for International Coop.
	<a href="mailto:swp@swp-berlin.org">swp@swp-berlin.org</a>	Stiftung für Wissenschaft und Politik
	<a href="mailto:tika@tika.gov.tr">tika@tika.gov.tr</a>	TIKA
	<a href="mailto:baku@tika.gov.tr">baku@tika.gov.tr</a>	TIKA
	<a href="mailto:almati@tika.gov.tr">almati@tika.gov.tr</a>	TIKA
	<a href="mailto:biskek@tika.gov.tr">biskek@tika.gov.tr</a>	TIKA
	<a href="mailto:dusanbe@tika.gov.tr">dusanbe@tika.gov.tr</a>	TIKA
	<a href="mailto:askabat@tika.gov.tr">askabat@tika.gov.tr</a>	TIKA
	<a href="mailto:taskent@tika.gov.tr">taskent@tika.gov.tr</a>	TIKA
Kunder	<a href="mailto:pinquiries@usaid.gov">pinquiries@usaid.gov</a>	U.S. Agency for Int. Dev. (USAID)
Wallin	<a href="mailto:bowallin@usaid.gov">bowallin@usaid.gov</a>	U.S. Agency for Int. Dev. (USAID)
Menarchik	<a href="mailto:dmenarchik@usaid.gov">dmenarchik@usaid.gov</a>	U.S. Agency for Int. Dev. (USAID)
<b>Development Banks</b>		
Kuroda	<a href="mailto:information@adb.org">information@adb.org</a>	Asian Development Bank
Maligalig	<a href="mailto:dmaligalig@adb.org">dmaligalig@adb.org</a>	Asian Development Bank
Huseynbeyov	<a href="mailto:fhuseynbeyov@adb.org">fhuseynbeyov@adb.org</a>	Asian Development Bank
Wemert	<a href="mailto:adbkarm@adb.org">adbkarm@adb.org</a>	Asian Development Bank
Malik	<a href="mailto:adbkyrm@adb.org">adbkyrm@adb.org</a>	Asian Development Bank
Ojiro	<a href="mailto:mojiro@adb.org">mojiro@adb.org</a>	Asian Development Bank
Wei	<a href="mailto:adburm@adb.org">adburm@adb.org</a>	Asian Development Bank
	<a href="mailto:phco@adb.org">phco@adb.org</a>	Asian Development Bank
Siy	<a href="mailto:rsiy@adb.org">rsiy@adb.org</a>	Asian Development Bank (CWOC)
Benedic	<a href="mailto:pbenedic@adb.org">pbenedic@adb.org</a>	Asian Development Bank (ERO)
	<a href="mailto:adbero@adb.org">adbero@adb.org</a>	Asian Development Bank (ERO)
Nakamori	<a href="mailto:knakamori@adb.org">knakamori@adb.org</a>	Asian Development Bank (JRO)
	<a href="mailto:adbjro@adb.org">adbjro@adb.org</a>	Asian Development Bank (JRO)
Lemmiere	<a href="mailto:williaji@ebrd.com">williaji@ebrd.com</a>	EBRD
Bond	<a href="mailto:oddio@ebrd.com">oddio@ebrd.com</a>	EBRD
Nakazawa	<a href="mailto:amanovaa@ebrd.com">amanovaa@ebrd.com</a>	EBRD
	<a href="mailto:NAKAZAWK@EBRD.COM">NAKAZAWK@EBRD.COM</a>	EBRD
Myron	<a href="mailto:MYRONT@EBRD.COM">MYRONT@EBRD.COM</a>	EBRD
	<a href="mailto:TurkmenistanOffice@ebrd.com">TurkmenistanOffice@ebrd.com</a>	EBRD
Pillonel	<a href="mailto:Pillonef@ebrd.com">Pillonef@ebrd.com</a>	EBRD
Razlog	<a href="mailto:AzerbaijanOffice@ebrd.com">AzerbaijanOffice@ebrd.com</a>	EBRD
Delaey	<a href="mailto:DelaeyF@ebrd.com">DelaeyF@ebrd.com</a>	EBRD
Abdimunova	<a href="mailto:abdimoml@ebrd.com">abdimoml@ebrd.com</a>	EBRD
Kuusveka	<a href="mailto:KUUSVEKA@EBRD.COM">KUUSVEKA@EBRD.COM</a>	EBRD
	<a href="mailto:KazakhstanOffice@ebrd.com">KazakhstanOffice@ebrd.com</a>	EBRD
Le Blan	<a href="mailto:LEBLANM@EBRD.COM">LEBLANM@EBRD.COM</a>	EBRD
Ghani Mir	<a href="mailto:amir@isdb.org">amir@isdb.org</a>	Islamic Development Bank
Kasymov	<a href="mailto:kfw-tajikistan@mail.ru">kfw-tajikistan@mail.ru</a>	KfW Entwicklungsbank
Wunsch	<a href="mailto:kfw.bischkek@kfw.de">kfw.bischkek@kfw.de</a>	KfW Entwicklungsbank
Wunsch	<a href="mailto:kfw.almaty@kfw.de">kfw.almaty@kfw.de</a>	KfW Entwicklungsbank
Gorovenko	<a href="mailto:kfw@elcat.kg">kfw@elcat.kg</a>	KfW Entwicklungsbank
Akhralova	<a href="mailto:kfw_tash@buzton.com">kfw_tash@buzton.com</a>	KfW Entwicklungsbank

Belkindas [info@kfw-entwicklungsbank.de](mailto:info@kfw-entwicklungsbank.de)  
 Badiée [mbelkindas@worldbank.org](mailto:mbelkindas@worldbank.org)  
 Dinc [sbadiée@worldbank.org](mailto:sbadiée@worldbank.org)  
[mdinc@wolrdbak.org](mailto:mdinc@wolrdbak.org)

## Other agencies and associations

Irsfeld [wi-10-io@genf.auswaertiges-amt.de](mailto:wi-10-io@genf.auswaertiges-amt.de)  
 Kunev [bbspetroleum@bbbspetroleum.com](mailto:bbspetroleum@bbbspetroleum.com)  
 Landefeld [steve.landefeld@bea.gov](mailto:steve.landefeld@bea.gov)  
[CustomerService@bea.gov](mailto:CustomerService@bea.gov)  
 Thomas [chris.thomas@ezi.net](mailto:chris.thomas@ezi.net)  
 Caruso [guy.caruso@eia.doe.gov](mailto:guy.caruso@eia.doe.gov)  
 Ayoub [Joseph.Ayoub@eia.doe.gov](mailto:Joseph.Ayoub@eia.doe.gov)  
[infoctr@eia.doe.gov](mailto:infoctr@eia.doe.gov)  
 Johnson [johnson.stephen@epa.gov](mailto:johnson.stephen@epa.gov)  
[info@gatesfoundation.org](mailto:info@gatesfoundation.org)  
 Meyer [jmeyer@healthmanagement.com](mailto:jmeyer@healthmanagement.com)  
 Fox [tfox@hewlett.org](mailto:tfox@hewlett.org)

## Statistical Office

Murdoch [blsdata\\_staff@bls.gov](mailto:blsdata_staff@bls.gov)  
 Korolev [cathy.c.parvis@census.gov](mailto:cathy.c.parvis@census.gov)  
 Nailin [korolev@cisstat.org](mailto:korolev@cisstat.org)  
[nlfeng@stats.gov.cn](mailto:nlfeng@stats.gov.cn)  
[info@stats.gov.cn](mailto:info@stats.gov.cn)  
 Everaers [pieter.everaers@ec.europa.eu](mailto:pieter.everaers@ec.europa.eu)  
 Zazvonov [vera.zazvonov@ec.europa.eu](mailto:vera.zazvonov@ec.europa.eu)  
 Sokolin [sokolin@gks.ru](mailto:sokolin@gks.ru)  
 Hjalmarsson [olafur.hjalmarsson@hagstofa.is](mailto:olafur.hjalmarsson@hagstofa.is)  
 Magnusson [magnus.magnusson@hagstofa.is](mailto:magnus.magnusson@hagstofa.is)  
 Björnsdóttir [information.hagstofa@hagstofa.is](mailto:information.hagstofa@hagstofa.is)  
 Cotis [jean-philippe.cotis@insee.fr](mailto:jean-philippe.cotis@insee.fr)  
 Chapron [jean-etienne.chapron@insee.fr](mailto:jean-etienne.chapron@insee.fr)  
 Tranap [alain.tranap@insee.fr](mailto:alain.tranap@insee.fr)  
[ipcta@lists.census.gov](mailto:ipcta@lists.census.gov)  
 Sonck [dg.ener@mineco.fgov.be](mailto:dg.ener@mineco.fgov.be)  
 Reader [anne.reader@abs.gov.au](mailto:anne.reader@abs.gov.au)  
 Hackl [peter.hackl@statistik.gv.at](mailto:peter.hackl@statistik.gv.at)  
 Hoschek [elena.hoschek@statistik.gv.at](mailto:elena.hoschek@statistik.gv.at)  
 Dunnell [karen.dunnell@ons.gov.uk](mailto:karen.dunnell@ons.gov.uk)  
 White [ian.white@ons.gov.uk](mailto:ian.white@ons.gov.uk)  
 Fellegi [ivan.p.fellegi@statcan.ca](mailto:ivan.p.fellegi@statcan.ca)  
 Prigly [bela.prigly@statcan.ca](mailto:bela.prigly@statcan.ca)  
 Philippides [director@cystat.mof.gov.cy](mailto:director@cystat.mof.gov.cy)  
 Poupa [mpoupa@mystat.mof.gov.cy](mailto:mpoupa@mystat.mof.gov.cy)  
 Fischer [jan.fischer@czso.cz](mailto:jan.fischer@czso.cz)  
 Mutlova [alena.mutlova@czso.cz](mailto:alena.mutlova@czso.cz)  
 Gevalli [leg@dst.dk](mailto:leg@dst.dk)  
 Johanson [karjoh@um.dk](mailto:karjoh@um.dk)  
 Potisepp [priit.potisepp@stat.ee](mailto:priit.potisepp@stat.ee)  
 Somelar [meelis.somelar@stat.ee](mailto:meelis.somelar@stat.ee)  
 Jeskanen-Sundström [heli.jeskanen-sundstrom@stat.fi](mailto:heli.jeskanen-sundstrom@stat.fi)  
 Hangaslammi [leena.hangaslammi@stat.fi](mailto:leena.hangaslammi@stat.fi)

KfW Entwicklungsbank  
 World Bank  
 World Bank  
 World Bank

Auswärtiges Amt  
 Balkan and Black Sea Petroleum Association  
 Bureau of Economic Analysis  
 Bureau of Economic Analysis  
 Egon Zehnder International  
 Energy Agency  
 Energy Agency  
 Energy Agency  
 Environmental Agency  
 Gates Foundation  
 Health Management Associates  
 Hewlett Foundation

Bureau of Labour Statistics  
 Census Bureau of the US  
 CIS-Stat  
 Department of Population and Employment  
 Statistics, National Bureau of Statistics  
 Department of Population and Employment  
 Statistics, National Bureau of Statistics  
 Eurostat  
 Eurostat  
 Fed. Serv. of Statistics of the Russian Federation  
 Hagstofa Islands  
 Hagstofa Islands  
 Hagstofa Islands

INSEE  
 INSEE

INSEE  
 IPC (Int. Program Commission)  
 NSI of Belgium  
 NSO of Australia  
 NSO of Austria  
 NSO of Austria  
 NSO of Britain  
 NSO of Britain  
 NSO of Canada  
 NSO of Canada  
 NSO of Cyprus  
 NSO of Cyprus  
 NSO of Czech Republic  
 NSO of Czech Republic  
 NSO of Denmark  
 NSO of Denmark  
 NSO of Estonia  
 NSO of Estonia  
 NSO of Finland  
 NSO of Finland

Pukli	<a href="mailto:peter.pukli@ksh.gov.hu">peter.pukli@ksh.gov.hu</a>	NSO of Hungary
Pal	<a href="mailto:tamara.pal@ksh.hu">tamara.pal@ksh.hu</a>	NSO of Hungary
O'Hanlon	<a href="mailto:gerry.ohanlon@cso.ie">gerry.ohanlon@cso.ie</a>	NSO of Ireland
Keating	<a href="mailto:bill.keating@cso.ie">bill.keating@cso.ie</a>	NSO of Ireland
Treacy	<a href="mailto:joe.treacy@cso.ie">joe.treacy@cso.ie</a>	NSO of Ireland
Biggeri	<a href="mailto:pres@istat.it">pres@istat.it</a>	NSO of Italy
Cingolani	<a href="mailto:clcingol@istat.it">clcingol@istat.it</a>	NSO of Italy
Masato (Koji Kainuma?)	<a href="mailto:internat@stat.go.jp">internat@stat.go.jp</a>	NSO of Japan
Zigure	<a href="mailto:aija.zigure@csb.gov.lv">aija.zigure@csb.gov.lv</a>	NSO of Latvia
Grintale	<a href="mailto:marite.grintale@csb.gov.lv">marite.grintale@csb.gov.lv</a>	NSO of Latvia
Semeta	<a href="mailto:algirdas.semeta@stat.gov.lt">algirdas.semeta@stat.gov.lt</a>	NSO of Lithuania
Simiene	<a href="mailto:raimonda.simiene@stat.gov.lt">raimonda.simiene@stat.gov.lt</a>	NSO of Lithuania
Camilleri	<a href="mailto:alfred.camilleri@gov.mt">alfred.camilleri@gov.mt</a>	NSO of Malta
van der Veen	<a href="mailto:statisticsnetherlands@cbs.nl">statisticsnetherlands@cbs.nl</a>	NSO of Netherlands
van Krimpen	<a href="mailto:akin@cbs.nl">akin@cbs.nl</a>	NSO of Netherlands
Olsen	<a href="mailto:oyo@ssb.no">oyo@ssb.no</a>	NSO of Norway
Wold	<a href="mailto:Bjorn.Wold@ssb.no">Bjorn.Wold@ssb.no</a>	NSO of Norway
Ljones	<a href="mailto:olav.ljones@ssb.no">olav.ljones@ssb.no</a>	NSO of Norway
Witkowski	<a href="mailto:j.witkowski@stat.gov.pl">j.witkowski@stat.gov.pl</a>	NSO of Poland
Gavron	<a href="mailto:j.gavron@stat.gov.pl">j.gavron@stat.gov.pl</a>	NSO of Poland
Mach	<a href="mailto:peter.mach@statistics.sk">peter.mach@statistics.sk</a>	NSO of Slovakia
Krizman	<a href="mailto:irena.krizman@gov.si">irena.krizman@gov.si</a>	NSO of Slovenia
Alcaide Guindo	<a href="mailto:calcaide@ine.es">calcaide@ine.es</a>	NSO of Spain
Jansson	<a href="mailto:kiell.jansson.gd@scb.se">kiell.jansson.gd@scb.se</a>	NSO of Sweden
Gomez	<a href="mailto:eliecen.gomez@scb.se">eliecen.gomez@scb.se</a>	NSO of Sweden
Buergi-Schmelz	<a href="mailto:adelheid.buergi-schmelz@bfs.admin.ch">adelheid.buergi-schmelz@bfs.admin.ch</a>	NSO of Switzerland
Mettler	<a href="mailto:international@bfs.admin.ch">international@bfs.admin.ch</a>	NSO of Switzerland
Demir	<a href="mailto:omer.demir@die.gov.tr">omer.demir@die.gov.tr</a>	NSO of Turkey
Akgün	<a href="mailto:buket.akgun@tuik.gov.tr">buket.akgun@tuik.gov.tr</a>	NSO of Turkey
Radermacher	<a href="mailto:walter.radermacher@destatis.de">walter.radermacher@destatis.de</a>	Statistisches Bundesamt
Moore	<a href="mailto:waltraud.moore@destatis.de">waltraud.moore@destatis.de</a>	Statistisches Bundesamt
Raupach	<a href="mailto:ringo.raupach@destatis.de">ringo.raupach@destatis.de</a>	Statistisches Bundesamt
	<a href="mailto:statmail@esa.doc.gov">statmail@esa.doc.gov</a>	StatUSA
Wallman	<a href="mailto:kwallman@omb.eop.gov">kwallman@omb.eop.gov</a>	StatUSA
Evinger	<a href="mailto:sevinger@omb.eop.gov">sevinger@omb.eop.gov</a>	StatUSA
<b>Trade and Commerce</b>		
Gamez	<a href="mailto:gabriel.gamez@ext.ec.europa.eu">gabriel.gamez@ext.ec.europa.eu</a>	EFTA
	<a href="mailto:info@sequa.de">info@sequa.de</a>	SEQUA GmbH
	<a href="mailto:service@hk24.de">service@hk24.de</a>	Handelskammer Hamburg
Hoffmann	<a href="mailto:M.Hoffmann@bdi.eu">M.Hoffmann@bdi.eu</a>	Ost-Ausschuss der deutschen Wirtschaft
Bruer	<a href="mailto:manfred.bruer@de.pwc.com">manfred.bruer@de.pwc.com</a>	PriceWaterhouseCoopers
Crux	<a href="mailto:albrecht_crux@de.rolandberger.com">albrecht_crux@de.rolandberger.com</a>	Roland Berger
<b>UN-Organisation</b>		
Hyeun-Suk	<a href="mailto:rheeh@un.org">rheeh@un.org</a>	APCICT
	<a href="mailto:staff@unapcict.org">staff@unapcict.org</a>	APCICT
Keita	<a href="mailto:naman.keita@fao.org">naman.keita@fao.org</a>	FAO
Kimoto	<a href="mailto:FAO-AZ@fao.org">FAO-AZ@fao.org</a>	FAO
Kadlecikova	<a href="mailto:maria.kadlecikova@fao.org">maria.kadlecikova@fao.org</a>	FAO
He	<a href="mailto:Changchui.He@fao.org">Changchui.He@fao.org</a>	FAO
	<a href="mailto:FAO-RAP@fao.org">FAO-RAP@fao.org</a>	FAO
Kimoto	<a href="mailto:FAO-SEC@fao.org">FAO-SEC@fao.org</a>	FAO
	<a href="mailto:FAO-RNE@fao.org">FAO-RNE@fao.org</a>	FAO
	<a href="mailto:FAO-REUR@fao.org">FAO-REUR@fao.org</a>	FAO

	<a href="mailto:FAO-HQ@fao.org">FAO-HQ@fao.org</a>	FAO
Young	<a href="mailto:young@ilo.org">young@ilo.org</a>	ILO
Hamzayev	<a href="mailto:hamzayev@ilo.org">hamzayev@ilo.org</a>	ILO
Umirzhanov	<a href="mailto:umirzhanov@ilo.org">umirzhanov@ilo.org</a>	ILO
Orokov	<a href="mailto:orokov@ilo.org">orokov@ilo.org</a>	ILO
Nesporova	<a href="mailto:nesporova@ilo.org">nesporova@ilo.org</a>	ILO
Fultz	<a href="mailto:moscow@ilo.org">moscow@ilo.org</a>	ILO
Karimova	<a href="mailto:karimova@ilo.org">karimova@ilo.org</a>	ILO
Edwards	<a href="mailto:redwards@imf.org">redwards@imf.org</a>	IMF
Mariel	<a href="mailto:cmariel@imf.org">cmariel@imf.org</a>	IMF
Bisekeeva	<a href="mailto:obisekeeva@imf.org">obisekeeva@imf.org</a>	IMF
Zavoico	<a href="mailto:agadirli@imf.org">agadirli@imf.org</a>	IMF
	<a href="mailto:KAZContact@imf.org">KAZContact@imf.org</a>	IMF
	<a href="mailto:KGZContact@imf.org">KGZContact@imf.org</a>	IMF
	<a href="mailto:TKMContact@imf.org">TKMContact@imf.org</a>	IMF
	<a href="mailto:UZBContact@imf.org">UZBContact@imf.org</a>	IMF
Kinley	<a href="mailto:hq@iom.int">hq@iom.int</a>	IOM
Azkoul	<a href="mailto:drd@iom.int">drd@iom.int</a>	IOM
Rash	<a href="mailto:iombaku@iom.int">iombaku@iom.int</a>	IOM
	<a href="mailto:iomalmaty@nursat.kz">iomalmaty@nursat.kz</a>	IOM
	<a href="mailto:iomkyr@elcat.kg">iomkyr@elcat.kg</a>	IOM
Esoev	<a href="mailto:aesoev@iom.tajnet.com">aesoev@iom.tajnet.com</a>	IOM
	<a href="mailto:iomashqabat@iom.int">iomashqabat@iom.int</a>	IOM
Stevens	<a href="mailto:stevens@un.org">stevens@un.org</a>	OCHA
Skavdal	<a href="mailto:ocha-roap@un.org">ocha-roap@un.org</a>	OCHA
Waajiman	<a href="mailto:waajiman@un.org">waajiman@un.org</a>	OCHA
Landey	<a href="mailto:landeyd@unaids.org">landeyd@unaids.org</a>	UNAIDS
Ehmer	<a href="mailto:ehmerr@unaids.org">ehmerr@unaids.org</a>	UNAIDS
Savtchenko	<a href="mailto:savtchenkoi@unaids.org">savtchenkoi@unaids.org</a>	UNAIDS
Salamatova	<a href="mailto:salamatovaa@unaids.org">salamatovaa@unaids.org</a>	UNAIDS
Boltaeva	<a href="mailto:boltaevam@unaids.org">boltaevam@unaids.org</a>	UNAIDS
Savtchenko	<a href="mailto:savtchenkoi@unaids.org">savtchenkoi@unaids.org</a>	UNAIDS
Shoumilina	<a href="mailto:shoumilinat@unaids.org">shoumilinat@unaids.org</a>	UNAIDS
Laurencin	<a href="mailto:Henri.Laurencin@unctad.org">Henri.Laurencin@unctad.org</a>	UNCTAD
Grollman	<a href="mailto:christopher.grollman@undp.org">christopher.grollman@undp.org</a>	UNDP
Pouezat	<a href="mailto:bruno.pouezat@undp.org">bruno.pouezat@undp.org</a>	UNDP
Fathi	<a href="mailto:leyla.fathi@undp.org">leyla.fathi@undp.org</a>	UNDP
	<a href="mailto:registry.az@undp.org">registry.az@undp.org</a>	UNDP
Xu	<a href="mailto:haoliang.xu@undp.org">haoliang.xu@undp.org</a>	UNDP
	<a href="mailto:registry.kz@undp.org">registry.kz@undp.org</a>	UNDP
Khassenova	<a href="mailto:dina.khassenova@undp.org">dina.khassenova@undp.org</a>	UNDP
	<a href="mailto:registry.kg@undp.org">registry.kg@undp.org</a>	UNDP
Jones	<a href="mailto:michael.jones@undp.org">michael.jones@undp.org</a>	UNDP
	<a href="mailto:registry.tj@undp.org">registry.tj@undp.org</a>	UNDP
Young	<a href="mailto:richard.young@undp.org">richard.young@undp.org</a>	UNDP
Yasliyev	<a href="mailto:begench.yasilyev@undp.org">begench.yasilyev@undp.org</a>	UNDP
	<a href="mailto:registry.tm@undp.org">registry.tm@undp.org</a>	UNDP
Akcura	<a href="mailto:fikret.akcura@undp.org">fikret.akcura@undp.org</a>	UNDP
	<a href="mailto:registry.uz@undp.org">registry.uz@undp.org</a>	UNDP
Gennari	<a href="mailto:gennari@unescap.org">gennari@unescap.org</a>	UNESCAP
Jere	<a href="mailto:JereJ@un.org">JereJ@un.org</a>	UNESCAP
Tasmangambetov	<a href="mailto:natcom@mid.kz">natcom@mid.kz</a>	UNESCO
Jeksheyev	<a href="mailto:natcomunesco@intranet.kg">natcomunesco@intranet.kg</a>	UNESCO
Ikramov	<a href="mailto:unesco@natcom.org.uz">unesco@natcom.org.uz</a>	UNESCO
Ghanieva	<a href="mailto:unesco@mail.ru">unesco@mail.ru</a>	UNESCO
	<a href="mailto:bpi@unesco.org">bpi@unesco.org</a>	UNESCO



van der Pol	<a href="mailto:h.van-der-pol@uis.unesco.org">h.van-der-pol@uis.unesco.org</a>	UNESCO-UIS
Ovsyannikova	<a href="mailto:o.ovsyannikova@uis.unesco.org">o.ovsyannikova@uis.unesco.org</a>	UNESCO-UIS
Ahmed Obaid	<a href="mailto:hq@unfpa.org">hq@unfpa.org</a>	UNFPA
Mouchiroud	<a href="mailto:mouchiroud@unfpa.org">mouchiroud@unfpa.org</a>	UNFPA
Philby	<a href="mailto:philby@unfpa.org">philby@unfpa.org</a>	UNFPA
Ryan	<a href="mailto:ryanw@unfpa.org">ryanw@unfpa.org</a>	UNFPA
Babayev	<a href="mailto:babayev@unfpa.org">babayev@unfpa.org</a>	UNFPA
Melikova	<a href="mailto:narmina.melikova@un-az.org">narmina.melikova@un-az.org</a>	UNFPA
Appova	<a href="mailto:pds.unfpa@untuk.org">pds.unfpa@untuk.org</a>	UNFPA
Aliev	<a href="mailto:aliev@unfpa.org">aliev@unfpa.org</a>	UNFPA
Zaribbaev	<a href="mailto:zaribbaev@unfpa.org">zaribbaev@unfpa.org</a>	UNFPA
Alzhanova	<a href="mailto:alzhanova@unfpa.org">alzhanova@unfpa.org</a>	UNFPA
Moldakulova	<a href="mailto:gaziza.moldakulova@undp.org">gaziza.moldakulova@undp.org</a>	UNFPA
Kadyrkulova	<a href="mailto:kadyrkulova@unfpa.org">kadyrkulova@unfpa.org</a>	UNFPA
Jiteneva	<a href="mailto:JITENEVA@unfpa.org.kg">JITENEVA@unfpa.org.kg</a>	UNFPA
Ahmedova	<a href="mailto:ahmedova@unfpa.org">ahmedova@unfpa.org</a>	UNFPA
Naimova	<a href="mailto:zaitoona.naimova@unfpa.org">zaitoona.naimova@unfpa.org</a>	UNFPA
	<a href="mailto:infohabitat@unhabitat.org">infohabitat@unhabitat.org</a>	UNHABITAT
	<a href="mailto:habitat.fukuoka@unhabitat.org">habitat.fukuoka@unhabitat.org</a>	UNHABITAT
Maslovsky	<a href="mailto:maslousk@unhcr.org">maslousk@unhcr.org</a>	UNHCR
Veneman	<a href="mailto:aveneman@unicef.org">aveneman@unicef.org</a>	UNICEF
Morgan	<a href="mailto:rmorgan@unicef.org">rmorgan@unicef.org</a>	UNICEF
Segone	<a href="mailto:msegone@unicef.org">msegone@unicef.org</a>	UNICEF
Mollazade	<a href="mailto:amollazade@unicef.org">amollazade@unicef.org</a>	UNICEF
Mahmudov	<a href="mailto:smahmudov@unicef.org">smahmudov@unicef.org</a>	UNICEF
Fikry-Singer	<a href="mailto:baku@unicef.org">baku@unicef.org</a>	UNICEF
Mokuo	<a href="mailto:ymokuo@unicef.org">ymokuo@unicef.org</a>	UNICEF
Khamidov	<a href="mailto:fkhamidov@unicef.org">fkhamidov@unicef.org</a>	UNICEF
Soltanova	<a href="mailto:gsoltanova@unicef.org">gsoltanova@unicef.org</a>	UNICEF
Orazov	<a href="mailto:sorazov@unicef.org">sorazov@unicef.org</a>	UNICEF
Khassenova	<a href="mailto:dina.khassenova@undp.org">dina.khassenova@undp.org</a>	UNICEF
	<a href="mailto:astana@unicef.org">astana@unicef.org</a>	UNICEF
	<a href="mailto:almaty@unicef.org">almaty@unicef.org</a>	UNICEF
Minbaev	<a href="mailto:mminbaev@unicef.org">mminbaev@unicef.org</a>	UNICEF
	<a href="mailto:bishkek@unicef.org">bishkek@unicef.org</a>	UNICEF
Turdiev	<a href="mailto:bturdiev@unicef.org">bturdiev@unicef.org</a>	UNICEF
Sandler	<a href="mailto:joanne.sandler@unifem.org">joanne.sandler@unifem.org</a>	UNIFEM
Sartbaeva	<a href="mailto:damira.sartbaeva@undp.org">damira.sartbaeva@undp.org</a>	UNIFEM
	<a href="mailto:unifem@tajnet.com">unifem@tajnet.com</a>	UNIFEM
Lopes	<a href="mailto:Mien.Patthey@unitar.org">Mien.Patthey@unitar.org</a>	UNITAR
Azimi	<a href="mailto:hiroshima@unitar.org">hiroshima@unitar.org</a>	UNITAR
Utting	<a href="mailto:utting@unrisd.org">utting@unrisd.org</a>	UNRISD
Cheung	<a href="mailto:paul.cheung@un.org">paul.cheung@un.org</a>	UNSD
Davasuren	<a href="mailto:suren@unsiap.or.jp">suren@unsiap.or.jp</a>	UNSIAP
Boerma	<a href="mailto:boeremat@who.int">boeremat@who.int</a>	WHO
Danzon	<a href="mailto:postmaster@euro.who.int">postmaster@euro.who.int</a>	WHO
Rockenschaub	<a href="mailto:GRO@euro.who.int">GRO@euro.who.int</a>	WHO
Dumitrescu	<a href="mailto:adu@euro.who.int">adu@euro.who.int</a>	WHO
Herrmann	<a href="mailto:SHE@euro.who.int">SHE@euro.who.int</a>	WHO
Ismailov	<a href="mailto:gai@euro.who.int">gai@euro.who.int</a>	WHO
Abouzahr	<a href="mailto:abouzahrc@who.int">abouzahrc@who.int</a>	WHO (Health Metrics Network)
Orobaton	<a href="mailto:healthmetrics@who.int">healthmetrics@who.int</a>	WHO (Health Metrics Network)
Escaith	<a href="mailto:hubert.escaith@wto.org">hubert.escaith@wto.org</a>	WTO

## **ANNEX 2.2 List of donors who reported to have no activities in the field of Statistics in the sub-region of Central Asia**

Center for Economic and Policy Research  
 RWI (Rheinisch-Westfälisches Institut für Wirtschaftsforschung)  
 WIIW (Vienna Institute for Int. Econ. Studies)  
 ZEW (Centre for European Economic Research)  
 Austrian Development Agency  
 Deutsche Investitions- und Entwicklungsgesellschaft  
 Deutsches Institut für Entwicklungspolitik (DIE)  
 European Association of Development Research and Training Institutes  
 French Development Agency  
 IFC (Int. Financ. Coop.)  
 InWent  
 Irish AID  
 JITCO (Japan Int. Training Coop. Org.)  
 Lux-Development  
 OECD  
 SDC (Swiss Dev. Coop.)  
 EBRD  
 KfW Entwicklungsbank  
 Bureau of Economic Analysis  
 Energy Agency  
 Gates Foundation  
 Department of Population and Employment Statistics, National Bureau of Statistics  
 Fed. Serv. of Statistics of the Russian Federation  
 Hagstofa Islands  
 INSEE  
 NSO of Australia  
 NSO of Austria  
 NSO of Britain  
 NSO of Canada  
 NSO of Cyprus  
 NSO of Denmark  
 NSO of Estonia  
 NSO of Finland  
 NSO of Ireland  
 NSO of Italy  
 NSO of Latvia  
 NSO of Netherlands  
 NSO of Poland  
 NSO of Slovenia  
 NSO of Switzerland  
 StatUSA  
 EFTA  
 Handelskammer Hamburg  
 Ost-Ausschuss der deutschen Wirtschaft  
 PriceWaterhouseCoopers  
 APCICT  
 ILO  
 IOM  
 UNHCR  
 UNRISD  
 WTO



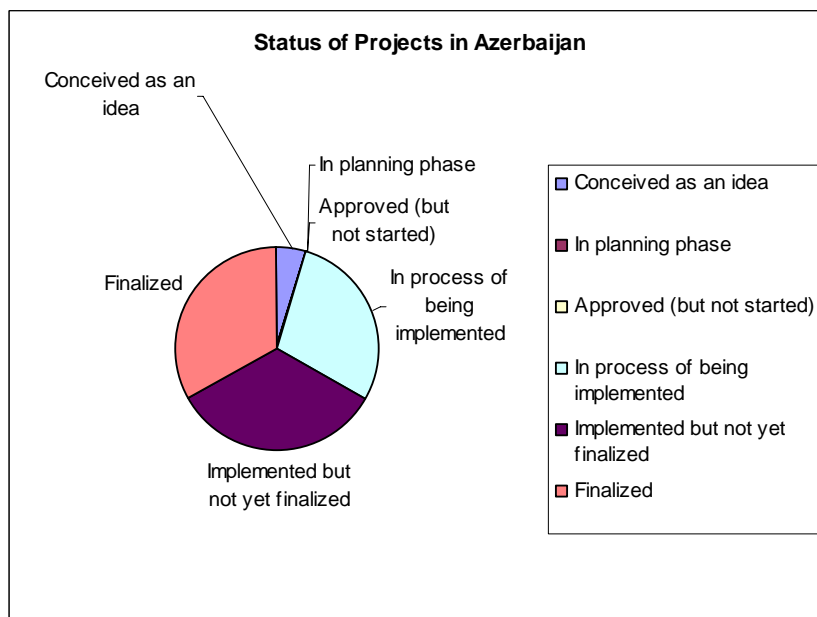
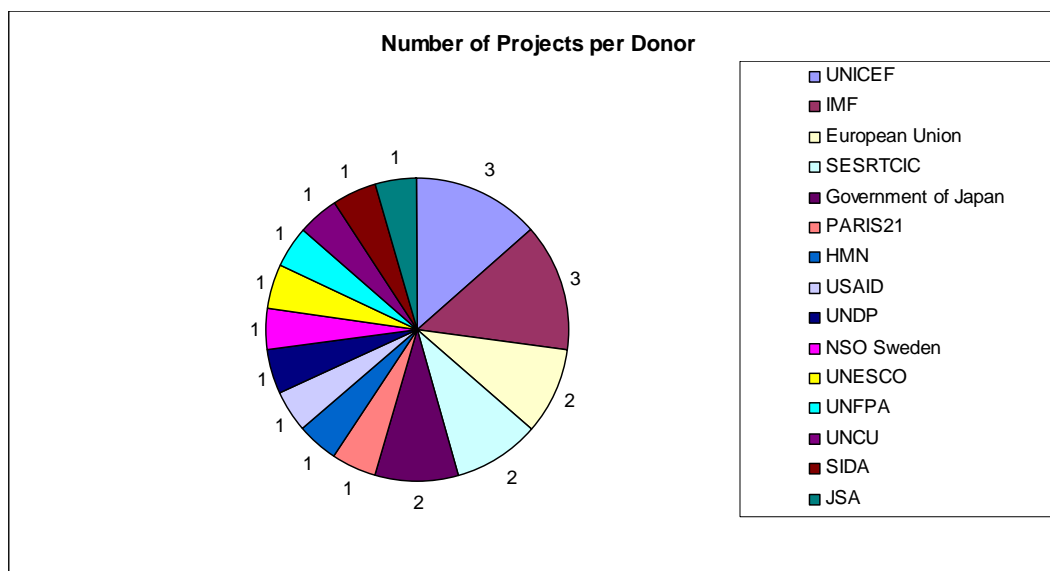
## ANNEX 4 Donor activities on Technical cooperation in the field of Statistics in the Central Asia sub-region reported by single countries

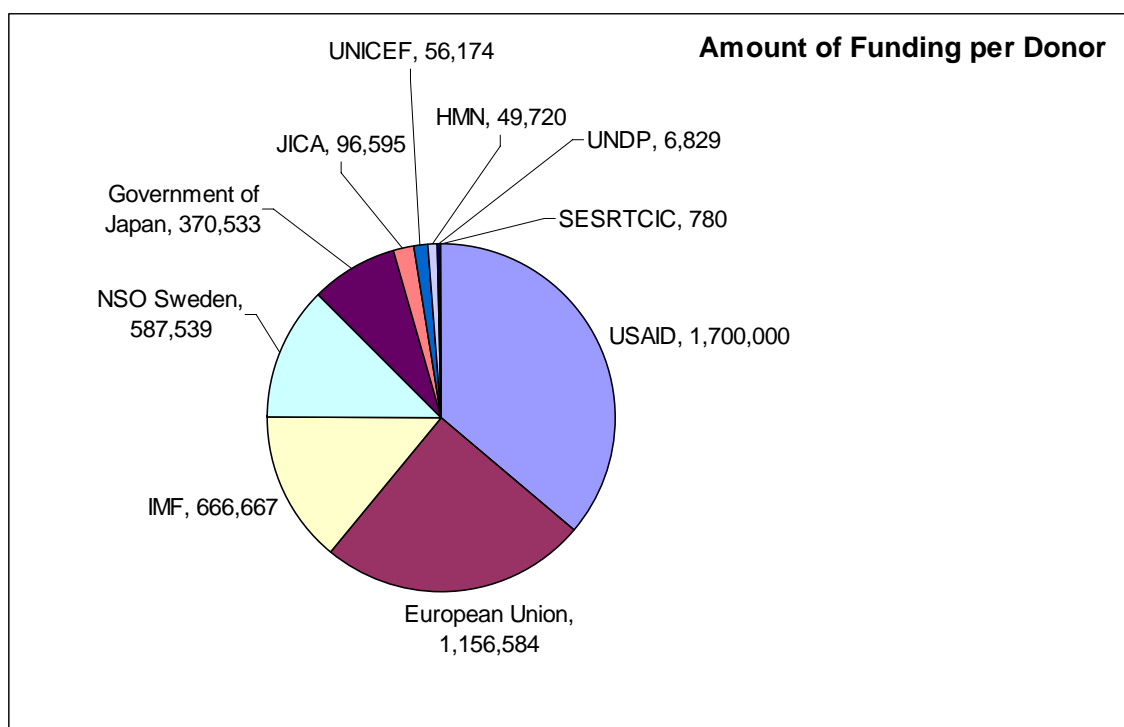
### Azerbaijan

Number of Projects: 20  
 Total amount of funding: 4,684,592 Dollar

List of donors:

UNICEF
IMF
European Union
SESRTCIC
Government of Japan
PARIS21
HMN
USAID
UNDP
NSO Sweden
UNESCO
UNFPA
UNCU
SIDA
JSA






---

### Kazakhstan

Number of Projects in the Country

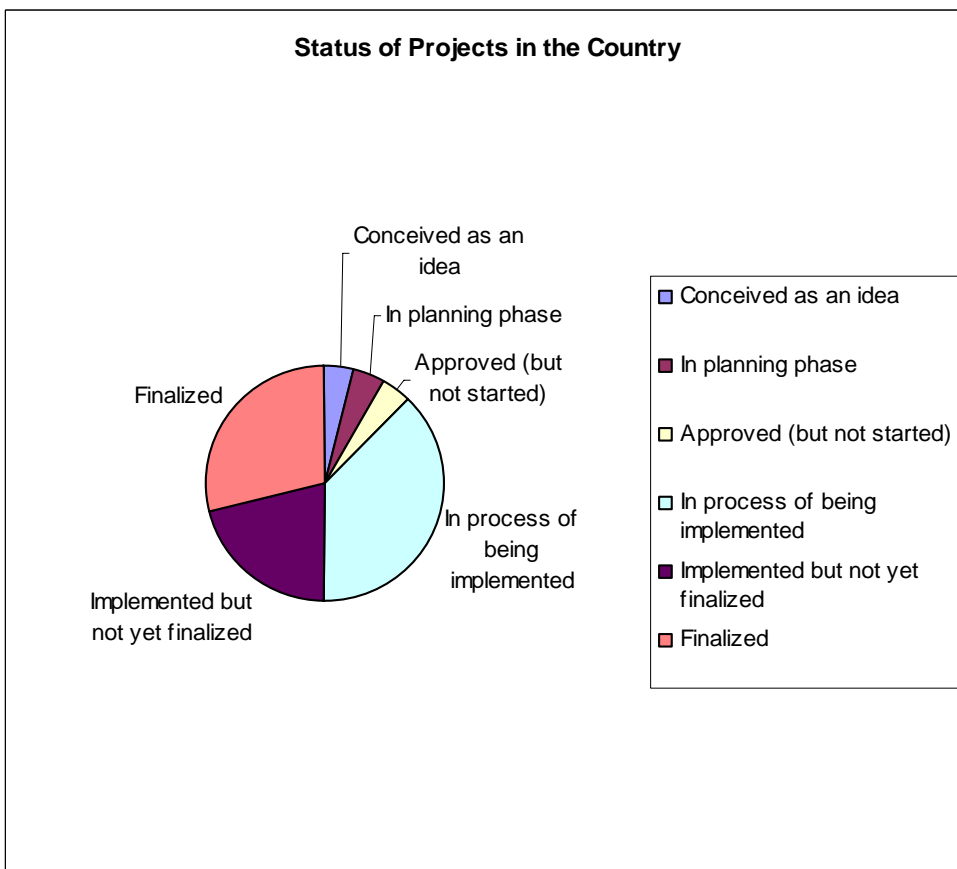
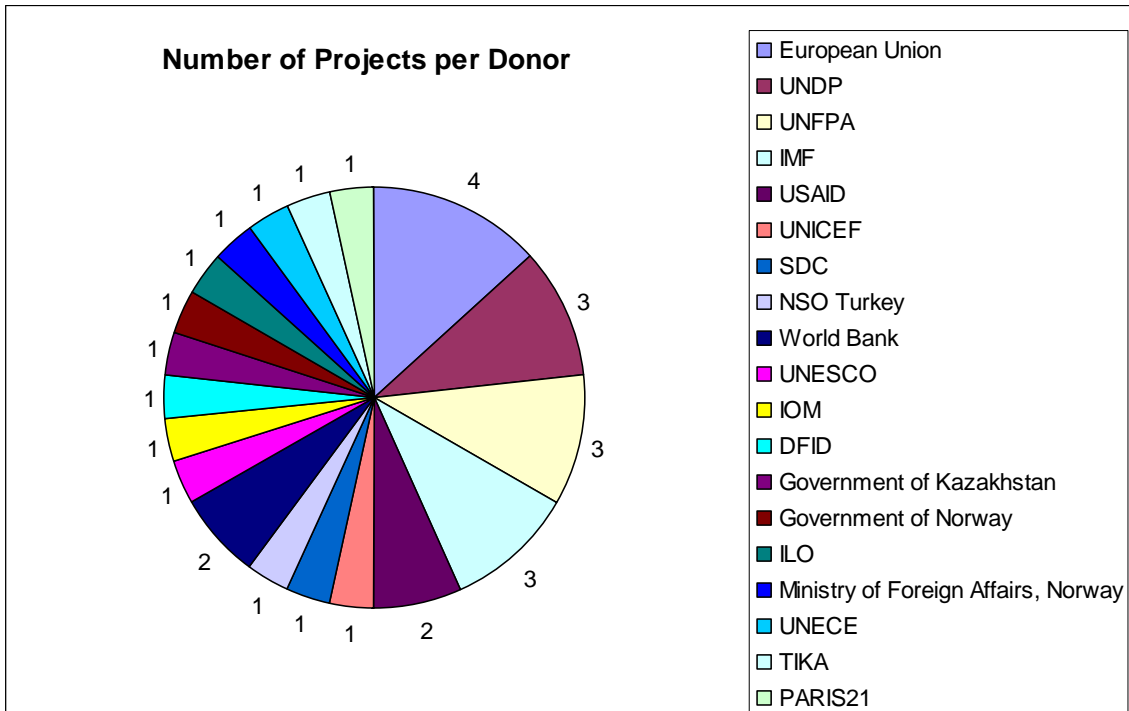
21

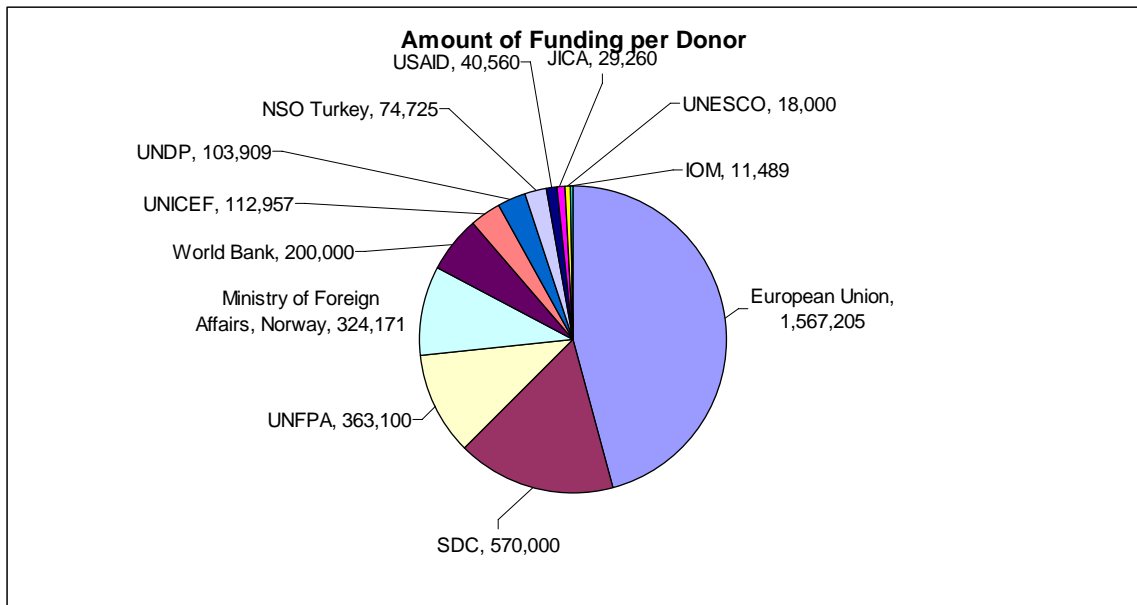
Amount of Funding

3,368,967

#### List of donors:

European Union
UNDP
UNFPA
IMF
USAID
UNICEF
SDC
NSO Turkey
World Bank
UNESCO
IOM
DFID
Government of Kazakhstan
Government of Norway
ILO
Ministry of Foreign Affairs, Norway
UNECE
TIKA
PARIS21



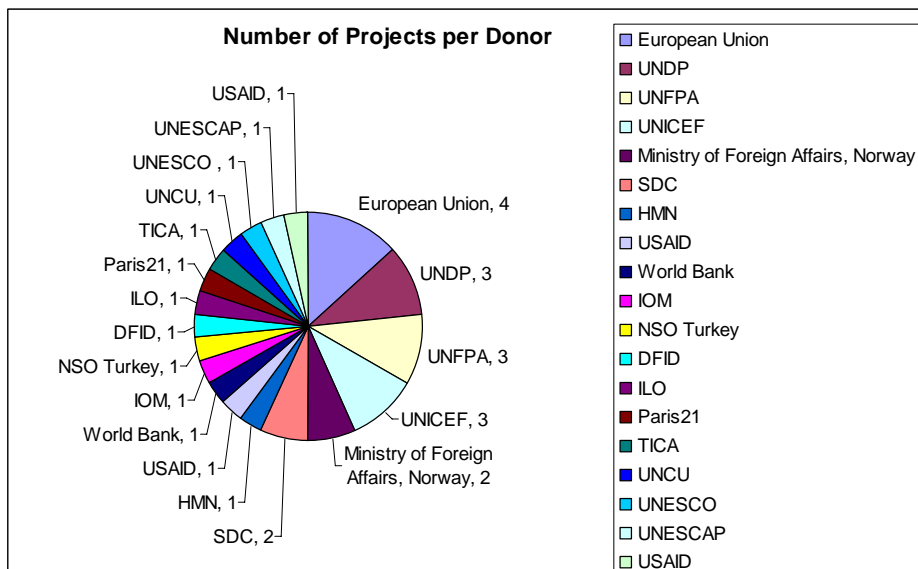


## The Kyrgyz Republic

Number of projects: 23  
 Amount of funding: 7,184,908

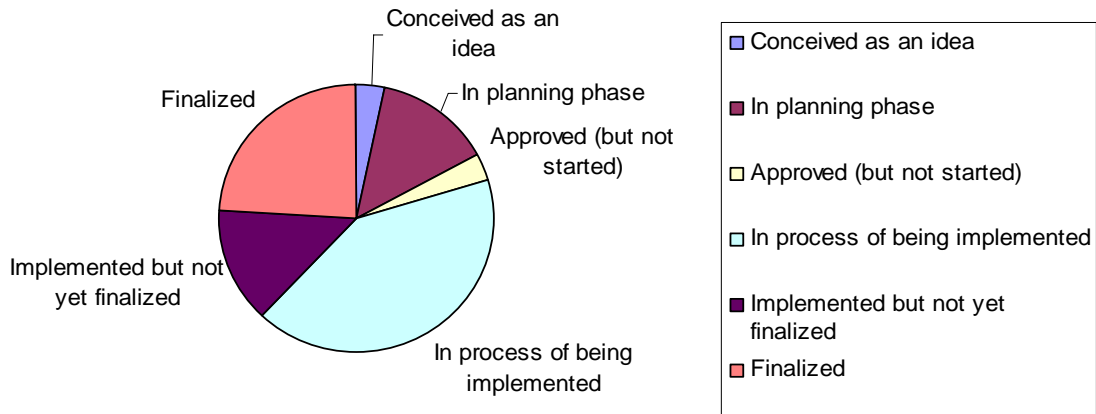
List of donors:

European Union
UNDP
UNFPA
UNICEF
Ministry of Foreign Affairs, Norway
SDC
HMN
USAID
World Bank
IOM
NSO Turkey
DFID
ILO
Paris21
TICA
UNCU
UNESCO
UNESCAP
USAID

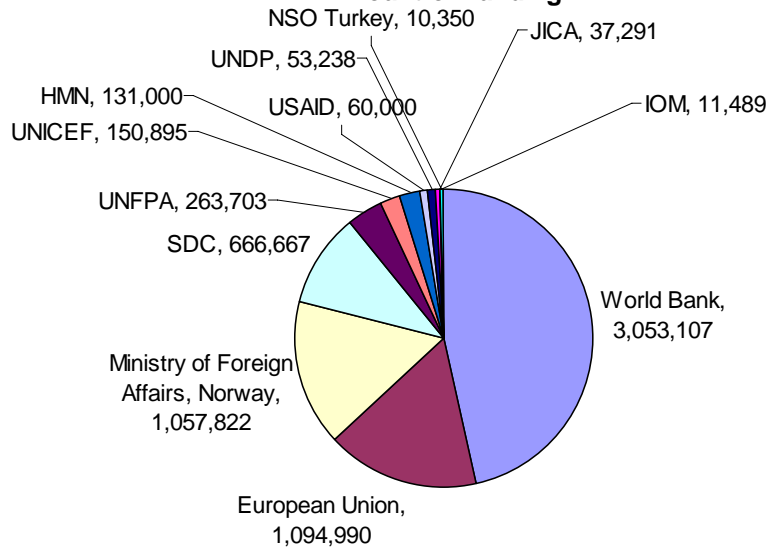




### Status of Projects in the Country



### Amount of Funding

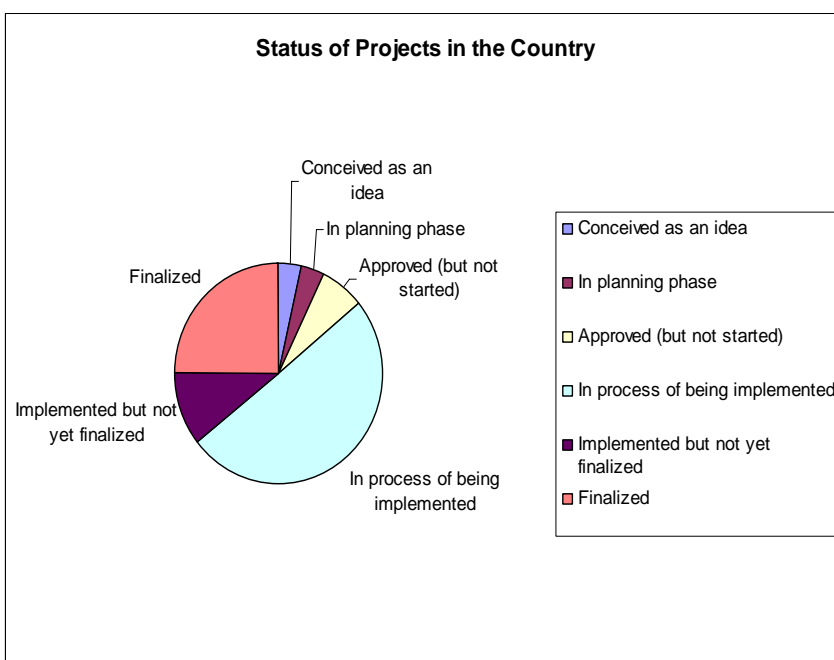
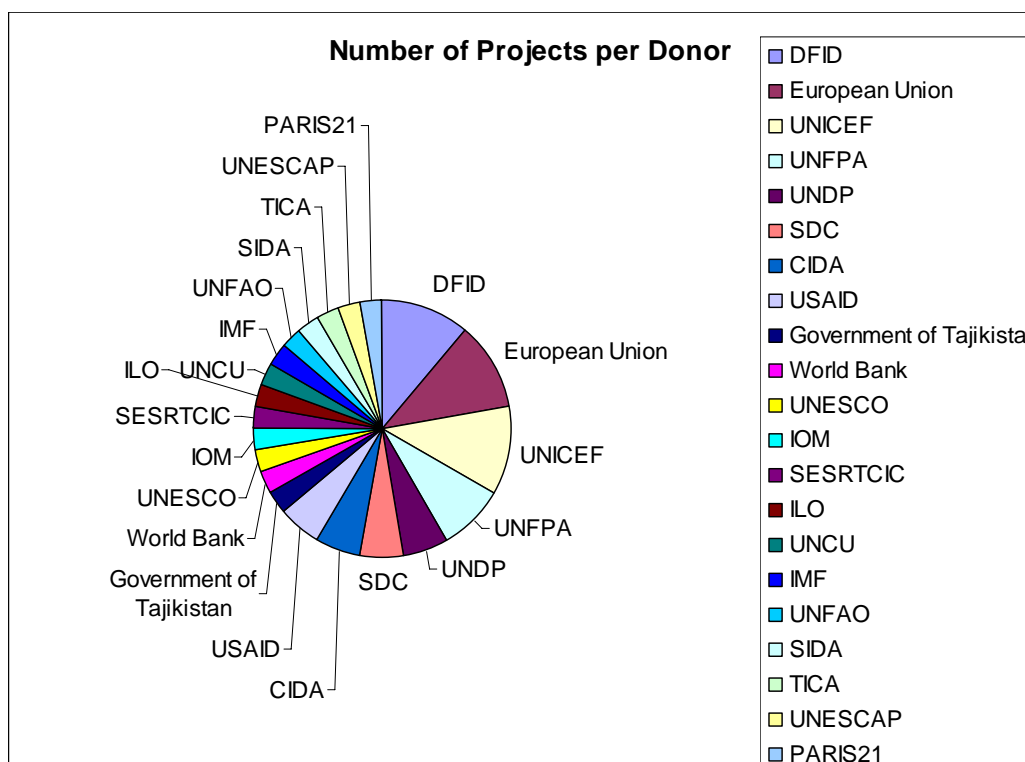


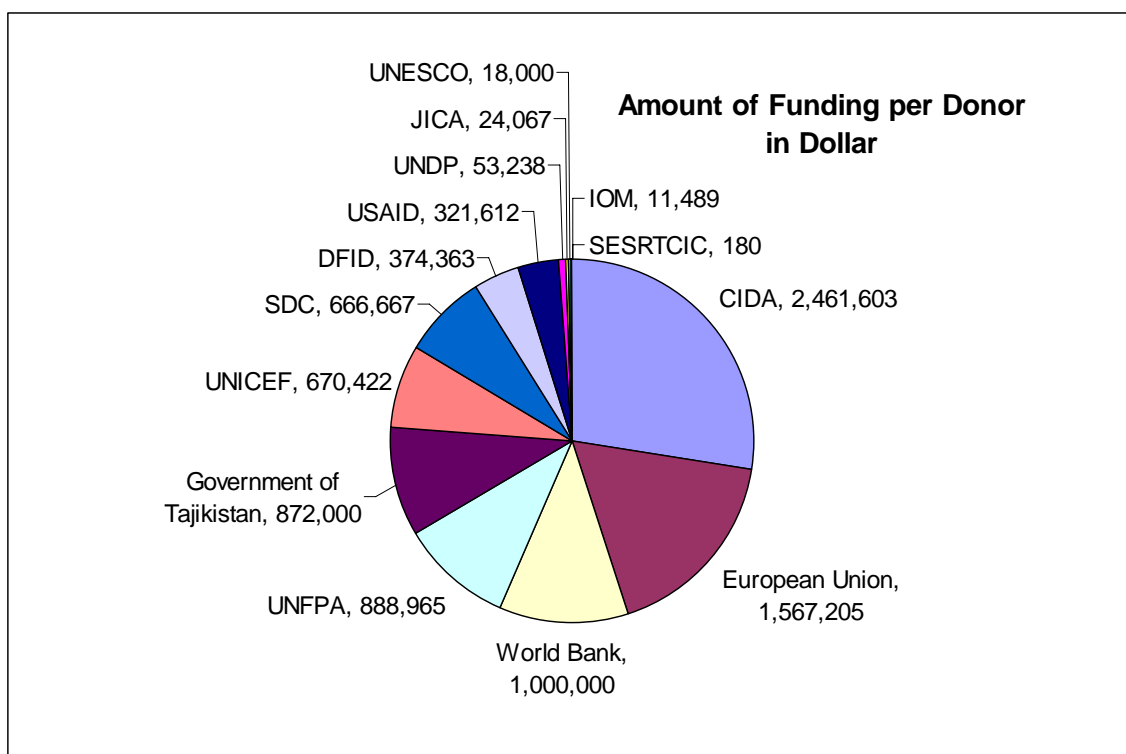
## Tajikistan

Number of projects: 24  
 Amount of funding: 12,511,007

### List of Donors:

DFID
European Union
UNICEF
UNFPA
UNDP
SDC
CIDA
USAID
Government of Tajikistan
World Bank
UNESCO
IOM
SESRTCIC
ILO
UNCU
IMF
UNFAO
SIDA
TICA
UNESCAP
PARIS21
DFID



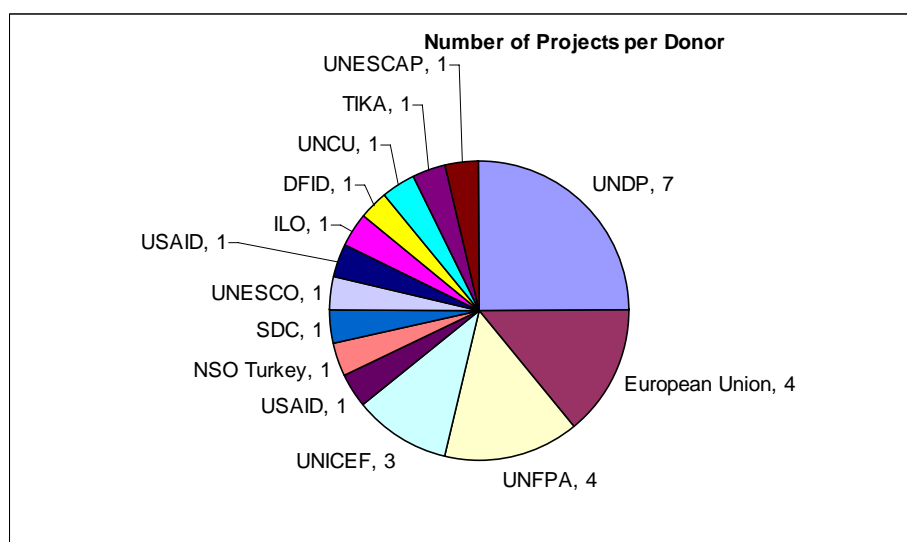


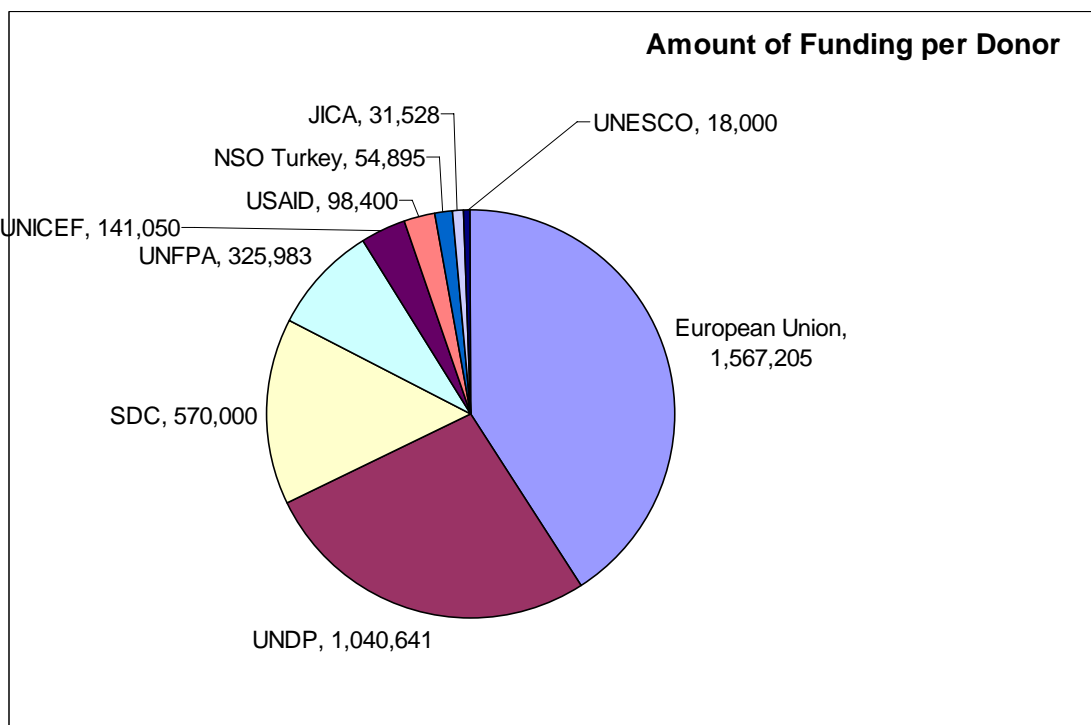
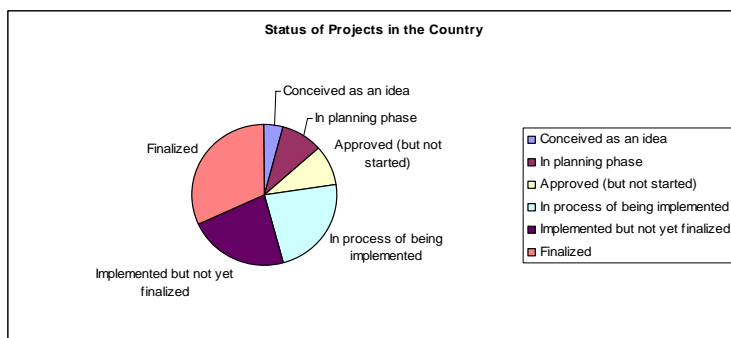
**Turkmenistan**

Number of projects: 21  
 Amount of funding: 3,368,967

List of donors:

UNDP
European Union
UNFPA
UNICEF
USAID
NSO Turkey
SDC
UNESCO
USAID
ILO
DFID
UNCU
TIKA
UNESCAP
UNDP
European Union
UNFPA
UNICEF
USAID
NSO Turkey



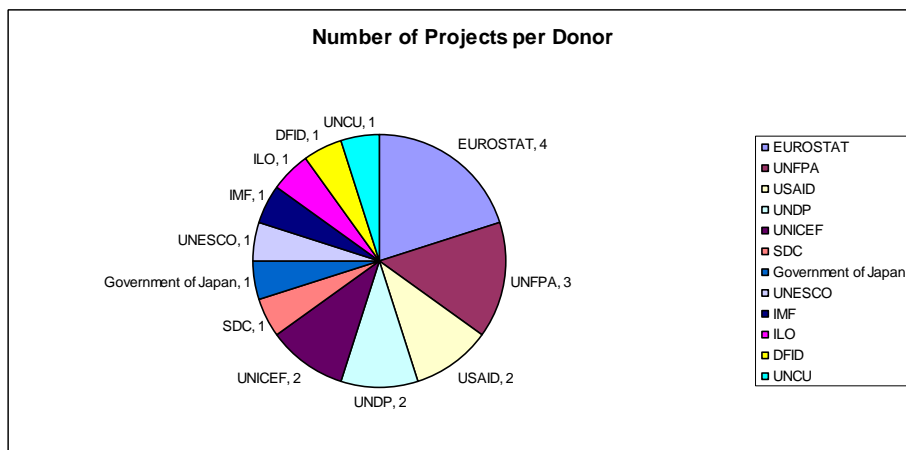


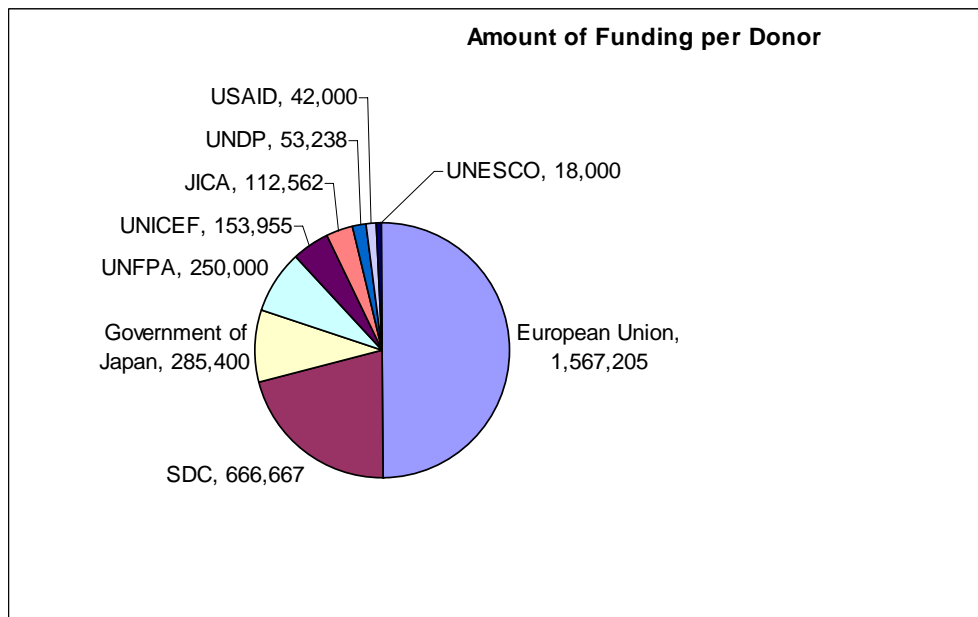
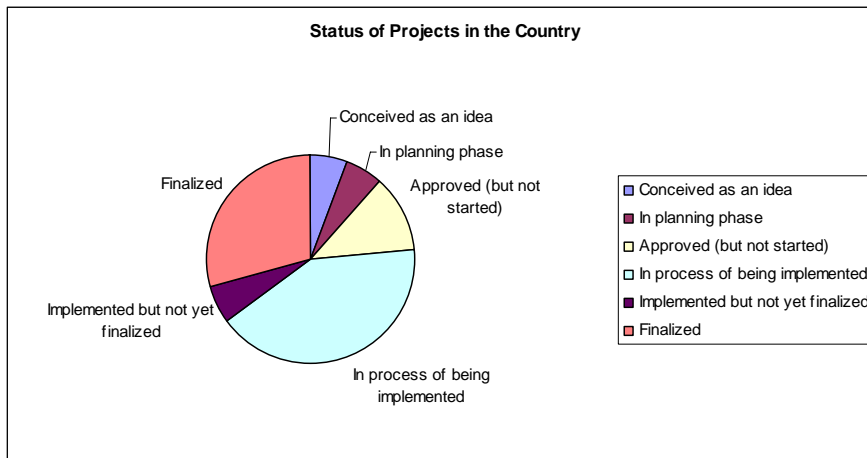
**Uzbekistan**

Number of projects: 13  
 Amount of funding: 3,103,220

**List of donors:**

European Union
UNFPA
USAID
UNDP
UNICEF
SDC
Government of Japan
UNESCO
IMF
ILO
DFID
UNCU





## ANNEX 5 Classification of Statistical Activities as reflected in Part D of the questionnaire

### Explanation of Part D : Statistical areas

as used in Section 2, Part D of the questionnaire

<b>1. Demographic and social statistics</b>	
<b>1.1 Population and migration</b>	
Explanation (annotation)	Population and migration – covers work in population and demographic statistics, topics like demography, vital statistics, population structures and growth, demographic projections, families and households (marriages, divorces, household size), migration, refugees and asylum seekers. <i>Excludes</i> – <i>causes of death (1.4)</i> – <i>methodology and organisation of population censuses (4.3.1)</i>
<b>1.2 Labour</b>	
Explanation (annotation)	Labour – covers statistics on labour force, labour market, employment and unemployment; the more detailed topics include economically active population, labour conditions, health and safety at work (accidents at work, occupational injuries and diseases, work-related health problems), working time and other working conditions, strikes and lockouts, job vacancies, job creation. <i>Excludes</i> – <i>migrant workers (1.1)</i> – <i>unemployment insurance and unemployment benefits (1.6)</i> – <i>trade union membership (1.10)</i> – <i>unpaid work (1.11)</i> – <i>statistics on earnings, wages and salaries (2.8)</i> – <i>labour cost (2.8)</i>
<b>1.3 Education</b>	
Explanation (annotation)	Education – includes educational participation, illiteracy, educational institutions and systems, human and financial resources invested in education, lifelong learning, vocational training and adult learning, impact of education, assessments of student performance, etc
<b>1.4 Health</b>	
Explanation (annotation)	Health – covers the health and mortality related statistical activities, including topics like life expectancy, health status, health and safety, health determinants (including lifestyle, nutrition, smoking, alcohol abuse), health resources and expenditure, health care systems, morbidity and mortality (including infant and child mortality), hospital admission, causes of illness and death, specific diseases (e.g. AIDS), disabilities, pharmaceutical consumption and sales, health personnel, remunerate  on of health professions, environmental health status, health inequality, health accounts. <i>Excludes</i> – <i>work related health and safety (1.2)</i> – <i>victimisation from criminal behaviour (1.8)</i> – <i>traffic accidents and injuries (2.4.4)</i>
<b>1.5 Income and consumption</b>	
Explanation	Income and consumption – covers statistics on household income and expenditures from

(annotation)	household viewpoint (all types of income and expenditure), including topics like distribution of incomes, in-kind income, income transfers received and paid, income- or expenditure-based measures of poverty, consumer protection, consumption patterns, consumer goods and durables, household wealth and debts. <i>Excludes</i> – <i>social protection schemes against various risks (1.6)</i> – <i>tax schemes (2.5)</i> – <i>poverty in a multidimensional sense (3.3.1)</i> – <i>living conditions (3.3.1)</i> – <i>social inclusion/exclusion (3.3.1)</i>
<b>1.6 Social protection</b>	
Explanation (annotation)	Social protection – deals with statistics on measures to protect people against the risks of inadequate incomes associated with unemployment, ill health, invalidity, old age, parental responsibilities, or inadequate income following the loss of a spouse or parent, etc., includes statistics on pension beneficiaries, social security schemes, social protection expenditure, etc. <i>Excludes</i> – <i>insurance companies as economic actors (2.4.6)</i> – <i>pension funds as actors in financial markets(2.4.6)</i>
<b>1.7 Human settlements and housing</b>	
Explanation (annotation)	Human settlements and housing – covers statistical activities on housing, dwellings and human settlements <i>Excludes</i> – <i>rents (2.7)</i> – <i>methodology and organisation of housing censuses (4.3.1)</i>
<b>1.8 Justice and crime</b>	
Explanation (annotation)	Justice and crime – activities including crime, convictions, operation of criminal justice systems, justice, safety, victims, clear-up rates, prison population, illicit drug production, trafficking and use, etc.
<b>1.9 Culture</b>	
Explanation (annotation)	Culture – statistics dealing with cultural activities in society, like theatre, cinemas, museums, libraries, mass media, book production, sports, etc., including expenditure and financing of culture.
<b>1.10 Political and other community activities</b>	
Explanation (annotation)	Political and other community activities – statistics on voting turnout, participation in political and other community activities, trade union membership, social dialogue, civil society, social capital, etc.
<b>1.11 Time use</b>	
Explanation (annotation)	Time-use – statistics on the use of time by individuals, often related to work-life balance (reconciling family responsibilities and paid work); unpaid work <i>Excludes</i> – <i>working time (1.2)</i>
<b>2. Economic statistics</b>	
<b>2.1 Macroeconomic statistics *</b>	
Explanation (annotation)	Macroeconomic statistics – all activities that are dealing with economy wide statistics at macro level that go beyond, or are different from National Accounts, whether annual, quarterly or monthly. Examples are macroeconomic databases that combine national accounts and other macroeconomic indicators like Main Economic Indicators (OECD),

	<p>Principal European Economic Indicators (Eurostat), etc. ; business tendency and consumer opinion surveys, economic growth, stability and structural adjustment, cyclical indicators, statistics for business cycle analysis.</p> <p><i>Excludes:</i></p> <ul style="list-style-type: none"> <li>- methodology and frameworks of national accounts (2.2.)</li> <li>- collection and dissemination of national accounts and productivity data not linked to other macroeconomic statistics (2.2)</li> </ul>
<b>2.2 Economic accounts *</b>	
Explanation (annotation)	<p>Economic accounts – covers work on National Accounts in both current and constant prices, dealing with topics like implementation of the 1993 System National Accounts (1993 SNA), update of the 1993 SNA, European System of Accounts (ESA95), Gross Domestic Product (GDP), Gross National Income (GNI), non-observed and informal economy, measurement of capital, input-output tables, balance sheets, etc.</p> <p><i>Excludes</i></p> <ul style="list-style-type: none"> <li>- agricultural economic accounts (in 2.4.1)</li> <li>- tourism satellite accounts (in 2.4.5)</li> <li>- detailed general government accounts (2.5)</li> <li>- financial accounts(2.5)</li> <li>- price statistics(2.7)</li> <li>- environmental accounts (3.1)</li> </ul>
<b>2.3 Business statistics</b>	
Explanation (annotation)	<p>Business statistics – economy wide statistics on the activities of enterprises, covers work on economic statistics across different sectors (as opposed to 2.4 that deals with specific individual sectors), deals with topics like statistics on economic activities of enterprises, business demography, business investment, business services, demand for services, industrial performance, enterprises by size class, industrial production, commodities, structure of sales and services, outputs of the service industries, non-profit institutions.</p> <p><i>Excludes:</i></p> <ul style="list-style-type: none"> <li>- business tendency surveys (2.1)</li> <li>- international trade (2.6)</li> <li>- prices (2.7)</li> <li>- labour cost (2.8)</li> <li>- science and technology (2.9)</li> <li>- ICT (3.3.3)</li> <li>- activities of foreign affiliates and multinational companies (3.3.4)</li> <li>- business registers (4.3.2)</li> <li>- methodology and organisation of economic censuses (4.3.2)</li> <li>- methodology and organisation of business surveys (4.3.4)</li> </ul>
<b>2.4 Sectoral statistics</b>	
Explanation (annotation)	<p>Sectoral statistics – statistical activities dealing with one of the specific branches of industry or services mentioned at the three digit level of the classification</p> <p><i>Excludes:</i></p> <ul style="list-style-type: none"> <li>- education (1.3)</li> <li>- health (1.4)</li> <li>- social security (1.6)</li> <li>- culture (1.9)</li> <li>- statistics covering the whole industrial sector (2.3)</li> <li>- statistics covering the whole service or market service sector (2.3)</li> <li>- distributive trade (2.3)</li> <li>- government and public sector statistics (2.5)</li> <li>- research and development (2.9)</li> <li>- telecommunication statistics (3.3.3)</li> </ul>
<b>2.4.1 Agriculture, forestry, fisheries</b>	
Explanation (annotation)	<p>Agriculture, forestry, fisheries – includes all agriculture, forestry and fishery related statistics, e.g. agricultural monetary statistics (agricultural economic accounts), agricultural structures (farm structure), trade in agricultural products, agricultural labour</p>



	input, crop and animal production, agricultural commodities, agro-industry statistics (including food production and safety), organic farming and organic food, government expenditure for agriculture, fishing and forestry, products source and use tables, forest and forest product statistics, forest resource assessment and forest fire, trade in forest products, fisheries. <i>Excludes</i> – <i>agricultural and similar prices (2.7)</i> – <i>rural development (3.2)</i> – <i>methodology and organisation of agricultural censuses (4.3.2)</i> – <i>methodology and organisation of agricultural surveys (4.3.4)</i>
<b>2.4.2 Energy</b>	
Explanation (annotation)	Energy - energy supply, energy use, energy balances, security of supply, energy markets, trade in energy, energy efficiency, renewable energy sources, government expenditure on energy <i>Excludes</i> – <i>energy prices (2.7)</i>
<b>2.4.3 Mining, manufacturing, construction</b>	
Explanation (annotation)	Mining, manufacturing, construction – statistics on specific industrial activities, e.g. steel, shipbuilding, and on construction, trade in specific products related to mining, manufacturing and construction <i>Excludes</i> – <i>prices of manufactured products (2.7)</i> – <i>construction prices (2.7)</i>
<b>2.4.4 Transport</b>	
Explanation (annotation)	Transport – covers statistics on all modes of transport (air, rail, road, inland waterways, sea), includes topics like transport infrastructure, equipment, traffic flows, personal mobility, safety, energy consumption, transport enterprises, passengers and freight transport, transport sector trends, road traffic accidents. <i>Excludes</i> – <i>transport prices (2.7)</i>
<b>2.4.5 Tourism</b>	
Explanation (annotation)	Tourism – covers statistics regarding visitor’s activity (such as arrivals/departures, overnight stays, expenditures, purpose of the visit, etc.) associated to different forms of tourism (inbound, domestic and outbound), tourism industries activity and infrastructure, employment and tourism satellite accounts. <i>Excludes</i> – <i>prices for tourist services (2.7)</i> – <i>environmental impacts (3.1)</i>
<b>2.4.6 Banking, insurance, financial statistics</b>	
Explanation (annotation)	Banking, insurance, financial statistics – money, banking and financial market statistics, including financial accounts, money supply, interest rates, exchange rates, stock market indicators, securities, bank profitability, private sector insurance and pension fund statistics, Financial Soundness Indicators. <i>Excludes</i> – <i>beneficiaries of private pension funds (1.6)</i> – <i>financing of state pension and of other state social security schemes (2.5)</i>
<b>2.5 Government finance, fiscal and public sector statistics</b>	
Explanation	Government finance, fiscal and public sector statistics – all statistics related to the

(annotation)	government sector, including debt and deficit, revenue and expenditure, accounts of the government sector, central government, tax rates and revenues, tax and benefit systems, financing of state pension and other state social security schemes, public sector employment. <i>Excludes</i> – government expenditure in specific areas, like health (1.4), education (1.3), research and development (2.9), etc.)
<b>2.6 International trade and balance of payments</b>	
(annotation)	Explanation International trade and balance of payments – deals with statistics on all cross-border transactions recorded in the balance of payments, includes topics like trade in goods and services, external positions and debt, foreign direct investment, foreign affiliated trade, tariffs, market access, foreign aid, development assistance, resource flows to developing countries <i>Excludes:</i> – trade in specific commodities/services mentioned in 2.4.1 to 2.4.5 – multinational companies and activities of foreign affiliates (3.3.4)
<b>2.7 Prices</b>	
(annotation)	Explanation Prices – covers any statistical activity dealing with prices, including Purchasing Power Parities (PPPs) and international comparisons of GDP, covers topics like Consumer Price Indices (CPI), inflation, Producer Price Indices (PPI), price indexes for specific products and services (e.g. Information and Communication Technology products). <i>Excludes</i> – interest rates (2.4.6) – wages (2.8)
<b>2.8 Labour cost *</b>	
(annotation)	Explanation Labour cost – statistics activities on labour cost, earning and wages, both for structural and short-term statistics <i>Excludes</i> – wages as part of total income of private households (1.5)
<b>2.9 Science and technology</b>	
(annotation)	Explanation Science and technology – activities on Science, Technology and Innovation, includes Research and Development (R&D), innovation, patents, human resources in science and technology, high tech industries and knowledge based services, biotechnology, financing of R&D <i>Excludes:</i> – information and communication technologies (ICTs) (3.3.3) – research in statistics (various elements of sub-heading 4)
<b>3. Environment and multi-domain statistics</b>	
<b>3.1 Environment</b>	
(annotation)	Explanation Environment – includes topics like climate, climate change, biodiversity, environment and health, natural resources, soil, water, air, landscape, waste, environmental expenditure, expenditure for the protection of the environment, environmental accounts, agri-environmental indicators, environmental pressure, environmental impact of industry, transport, energy etc., environmental monitoring, material flow analysis, environmental decoupling indicators, pollution, ecosystems, land use and cover, environmental protection, nationally protected areas <i>Excludes</i> – environment as part of sustainable development (3.3.6)

<b>3.2 Regional and small area statistics</b>	
Explanation (annotation)	Regional and small area statistics – activities dealing with regional statistics and statistics referring to sub-national areas or areas based on administrative units, urban and rural statistics, rural development, regional accounts, regional typologies, regional disparities. <i>Excludes</i> - <i>international work on classifications of regional and local units outside regional databases or analytical work (4.2)</i> - <i>geo-referenced data (4.4)</i> - <i>thematic maps as form of dissemination (4.5)</i>
<b>3.3 Multi-domain statistics and indicators</b>	
Explanation (annotation)	Multi-domain statistics and indicators – deals with conceptual or data work based on a specific thematic approach to outputs that cut across several economic, social or environmental subject areas; the two-digit-level of the classification covers activities dealing with such type of issues that are not explicitly mentioned at the three-digit level <i>Excludes:</i> - <i>multi-domain statistics based on a regional approach (3.2)</i> - <i>yearbook type of compendia or similar products by international organisations not following a specific thematic approach (3.4)</i>
<b>3.3.1 Living conditions, poverty</b>	
Explanation (annotation)	Living conditions, poverty and cross-cutting social issues – includes work on multidimensional methods to measure poverty, living conditions in the broad sense, social inclusion/exclusion, social indicators, social situation <i>Excludes:</i> - <i>purely monetary approach to poverty (1.5)</i>
<b>3.3.2 Gender and special population groups</b>	
Explanation (annotation)	Gender and special population groups – their living conditions and role in the society: comparisons men/women and situation of special population groups like children, youth, women, elderly, disabled, minority groups, etc
<b>3.3.3 Information society</b>	
Explanation (annotation)	Information society – statistics allowing to assess the use and impact of information and communication technologies on society, includes access and use of ICTs (including Internet), ICT expenditure and investment, ICT infrastructure, telecommunication networks, electronic communications, e-government, electronic commerce, e-learning, broadband penetration, ICT services, communication tariffs, network infrastructure, revenues, expenses and investment of operators, Internet indicators, trade in telecommunications equipment
<b>3.3.4 Globalisation</b>	
Explanation (annotation)	Globalisation – deals with measuring the economic activities of multinational companies, as well as with attempts to measure globalisation through a variety of components from other subject areas
<b>3.3.5 Indicators related to the Millennium Development Goals</b>	
Explanation (annotation)	Indicators related to the Millennium Development Goals – work on sets of indicators to monitor the achievement of the Millennium Development Goals agreed upon at the UN Millennium Summit
<b>3.3.6 Sustainable development</b>	
Explanation (annotation)	Sustainable development – work on indicators and frameworks to monitor the economic, social and environmental dimensions of sustainable development.

<b>3.4 Yearbooks and similar compendia</b>	
Explanation (annotation)	Yearbooks and similar compendia – multi-domain statistical publications, databases and other data products without specific thematic or issue-oriented focus. <i>Excludes:</i> - <i>Multi-domain statistical products based on specific thematic approaches, like sustainable development, MDGs etc. (under 3.3.1 to 3.3.5)</i>
<b>4. General statistical items and methodology of data collection; processing, dissemination and analysis</b>	
<b>4.1 Metadata</b>	
Explanation (annotation)	Metadata – covers harmonising and standardising metadata models, structures and frameworks in the context of statistical information processing and dissemination, deals also with harmonising the statistical terminology and definitions. <i>Excludes:</i> - <i>standards for electronic data exchange in statistics (5.6)</i>
<b>4.2 Classifications</b>	
Explanation (annotation)	Classifications – activities related to developing, managing, maintaining and harmonizing economic, social and environmental classifications.
<b>4.3 Data sources</b>	
Explanation (annotation)	Data sources – dealing with different methods of data collection from ultimate respondents (households or companies) and different forms of data sources at national level. Includes activities on electronic data reporting and Internet reporting which are not directly related to specific censuses or surveys. The two digit-level includes only activities that cannot be allocated to one three-digit item, as well as sources other than censuses, surveys or administrative records, such as satellite images or other observation type sources <i>Excludes:</i> - <i>methods by which international organisations collect data from national producers (5.6)</i>
<b>4.3.1 Population and housing censuses; registers of population, dwellings and buildings</b>	
Explanation (annotation)	Population and housing censuses; registers of population, dwellings and buildings – methodology and organisation of population and housing censuses, including register based censuses, development and maintenance of statistical registers of population, buildings and dwellings covering and following the whole resident population. <i>Excludes:</i> - <i>collection of national statistical results from population censuses by international organisations and subsequent dissemination of international statistics (1.1. or other relevant area of Domain 1)</i> - <i>civil and vital events registers (4.3.5)</i> - <i>administrative sources on persons generated by the social security system or kept for special population groups in their use for other statistical activities than 4.3.1 (4.3.5)</i>
<b>4.3.2 Business and agricultural censuses and registers</b>	
Explanation (annotation)	Business and agricultural censuses and registers – methodology and organisation of economic and agricultural censuses, development and maintenance of statistical business and agricultural registers. <i>Excludes:</i> - <i>administrative sources on subsets of agricultural holdings or businesses and their activities in their use for other statistical activities than 4.3.2 (4.3.5)</i> - <i>collection of national statistical results from the sources in 4.3.2 by international organisations and subsequent dissemination of international statistics (2.3 or other relevant area of Domain 2)</i>
<b>4.3.3 Household surveys</b>	

Explanation (annotation)	Household surveys – methodology and organisation of household sample surveys including sample designs; international surveys with direct data collection from households such as Living Standard Measurement Survey or World Health Survey. <i>Excludes:</i> - <i>Dissemination of international statistics based on direct survey activities of international organisations (relevant area of domain 1)</i>
<b>4.3.4 Business and agricultural surveys</b>	
Explanation (annotation)	Business and agricultural surveys – methodology and organisation of business and agricultural surveys, including sampling, and international surveys with direct data collection from businesses. <i>Excludes:</i> - <i>Dissemination of international statistics based on direct survey activities of international organisations (relevant area of domain 2)</i>
<b>4.3.5 Other administrative and non-survey sources</b>	
Explanation (annotation)	Other administrative sources – addresses the suitability of administrative sources for official statistics, the legal, organisational and conceptual problems of accessing administrative sources, the use of registers and other administrative sources in other contexts than censuses
<b>4.4 Data editing and data linkage *</b>	
Explanation (annotation)	Data editing and data linkage – methodological, organisational and legal issues related to data quality control at the collection phase, including data editing and imputation and use of geo-referenced data.
<b>4.5 Dissemination, data warehousing *</b>	
Explanation (annotation)	Dissemination, data warehousing – policies, strategies, methods and techniques of data dissemination, design and organisation of output databases and data warehouses, including feedback from users, communicating with the media, work of NSO press offices, data and metadata presentation, electronic dissemination (Internet), statistical portals. <i>Excludes:</i> - <i>multi-domain databases as products (3.4)</i>
<b>4.6 Statistical confidentiality and disclosure protection</b>	
Explanation (annotation)	Statistical confidentiality and disclosure protection – legal, organizational and technical measures to safeguard confidentiality of statistical data, methods of releasing microdata while protecting against disclosure of individual data
<b>4.7 Data analysis</b>	
Explanation (annotation)	Data analysis – methods of data analysis in official statistics for other purposes than editing/quality management, e.g. seasonal adjustment, methods for constructing composite indicators, identification of causal factors, extrapolation, scenario and model building etc.
<b>5. Strategic and managerial issues of official statistics at national and international level</b>	
<b>5.1 Institutional frameworks and principles; role of official statistics *</b>	
Explanation (annotation)	Institutional frameworks and principles; role and organisation of official statistics – activities dealing with developing, harmonising and revising the institutional framework and principles of official statistics at national and international level, like fundamental principles of official statistics, organizational and legal aspects of national statistical systems, functioning and coordination of the statistical systems, organisation of statistical offices, promotion of official statistics.
<b>5.2 Statistical programmes, priority setting, relationships with users and respondents</b>	

Explanation (annotation)	Statistical programmes; coordination within statistical systems – compiling the statistical work programmes of international organizations, coordinating the work within national and international statistical organizations (e.g. coordination of activities between headquarters and organizations in the field, coordination of decentralised statistical organizations), processes for setting up national statistical programmes, including relationship with users and respondents etc. <i>Excludes</i> – <i>coordination between international statistical agencies (5.6)</i>
<b>5.3 Quality frameworks *</b>	
Explanation (annotation)	Quality frameworks and measurement of performance of statistical systems and offices – implementation of the Total Quality Model, development and use of quality management tools, harmonisation of quality assessment frameworks, performance indicators for statistical offices.
<b>5.4 Human resources and training</b>	
Explanation (annotation)	Management and development of human resources – organisation of human resources management and training in national and international statistical agencies.
<b>5.5 Technological resources (including standards for electronic data exchange and data sharing)</b>	
Explanation (annotation)	Management and development of technological resources (including standards for electronic data exchange and data sharing) – includes electronic data processing, IT infrastructure, data exchange standards (like EDIFACT/GESMES and SDMX), ICT strategies for statistics at national and international level <i>Excludes</i> – <i>metadata (4.1)</i> – <i>electronic data reporting (4.3)</i> – <i>data editing (4.4)</i> – <i>output databases and data warehouses (4.5)</i>
<b>5.6 Co-ordination of international statistical work</b>	
Explanation (annotation)	Coordination of international statistical work – coordination of statistical activities across international and supranational statistical organisations, includes work on the Database of International Statistical Activities, work of the Conference of European Statisticians, Statistical Commission and the Coordinating Committee of Statistical Activities
<b>5.7 Technical cooperation and capacity building programmes</b>	
WARNING! This category has been ABOLISHED when reporting Technical cooperation and capacity building activities	N.B. This is a classification code used when giving classifications to statistical activities in general but <b>NOT WHEN REPORTING TECHNICAL COOPERATION ACTIVITIES</b> . When reporting Technical cooperation and capacity building activities the fields of activities should be defined according to the abundant set of codes referred to above. So – <b>DO NOT USE THIS CODE</b> when reporting Technical cooperation and capacity building activities!

## ANNEX 6 Classification of Typology of Assistance, as used in Part G of the Questionnaire

### Explanation of Part G: Typology of assistance

as used in Section 2, Part G of the questionnaire

#### Information on financial and non-financial assistance

For this survey, financial support refers to support provided through investment projects (stand-alone project or component of projects), budgetary support, and technical cooperation projects and is transferred to recipient country directly or through implementing agencies

#### Total project value estimate

Please indicate if the value refers to a statistical project or to the statistical component in a non-statistical project

#### TYPE OF ASSISTANCE

##### Financial assistance

*Loan/Credit for non-specified purposes:* financing that is reimbursable over time to lending partner

*Grant for non-specified purposes:* financing that is not reimbursable

*Loan/Credit/Grant for specified purpose:* see below for explanation of the purposes

##### Non-financial assistance

*Technical expertise, consultancy services:* financing of specialized professional services (consultancy services from individuals/firms with required know-how and expertise) aimed at enabling the recipient country to implement reforms or strengthen its institutions

#### Type of technical expertise, consultancy service

*Twinning:* financing of technical expertise that pairs an organizational entity in a recipient country with a similar but more mature entity in a development partner country

*Long-term:* financing of long-term experts for specific project objectives for a **minimum of one year**

*Short-term:* financing of short-term experts for timely assignments in the context of a project

*Training:* financing of training related to a specific project.

For non-financial support, this refers to training costs directly financed by the financial or technical partner

*Goods and equipment:* financing of materials and equipment in the context of a project.

For non-financial support, this refers to the provision of goods and equipment directly financed by the financial or technical partner

**Infrastructure:** financing of infrastructure expenditures in the context of a project.  
For non-financial support, this refers to infrastructure expenditures directly financed by the financial or technical partner

**Operating costs:** financing of expenditures related to the operation of a project (e.g., administrative costs, petrol, maintenance costs, etc).  
For non-financial support, this refers to costs directly financed by the financial or technical partner