

Results of the UNECE questionnaire on statistical activities related to climate change adaptation

Malgorzata Cwiek
Statistical Division
United Nations Economic Commission for Europe
29 September 2020



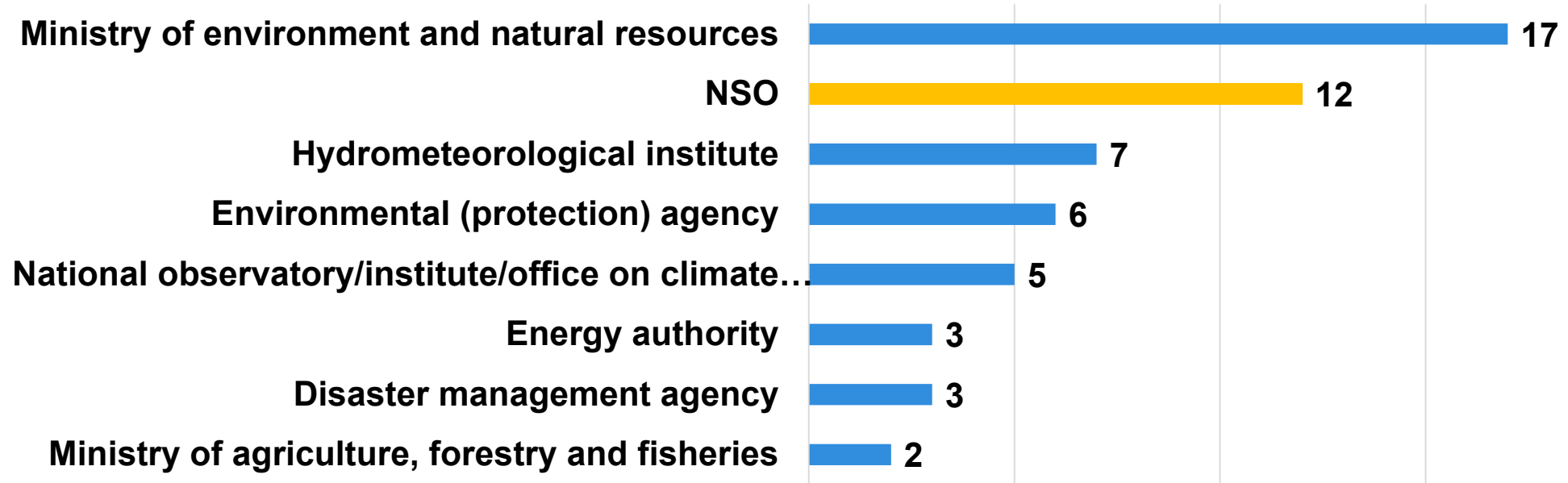
Questionnaire



- **13 questions** on statistical activities related to climate change adaptation
- **26 countries** responded: Armenia, Azerbaijan, Brazil, Canada, Chile, Colombia , Estonia, Finland, France, Germany, Greece, Hungary, Ireland, Italy, Japan, Latvia, Mexico, New Zealand, Poland, North Macedonia, Romania, Slovenia, The Netherlands, Turkey, Ukraine, United Kingdom
- 1 country responded that they do not produce such statistics
- Many activities **in collaboration with other institutions** and in decentralized statistical systems **across different institutions**

Thank you for providing detailed and valuable information!

Main providers of statistics and data related to climate change adaptation



Others mentioned:

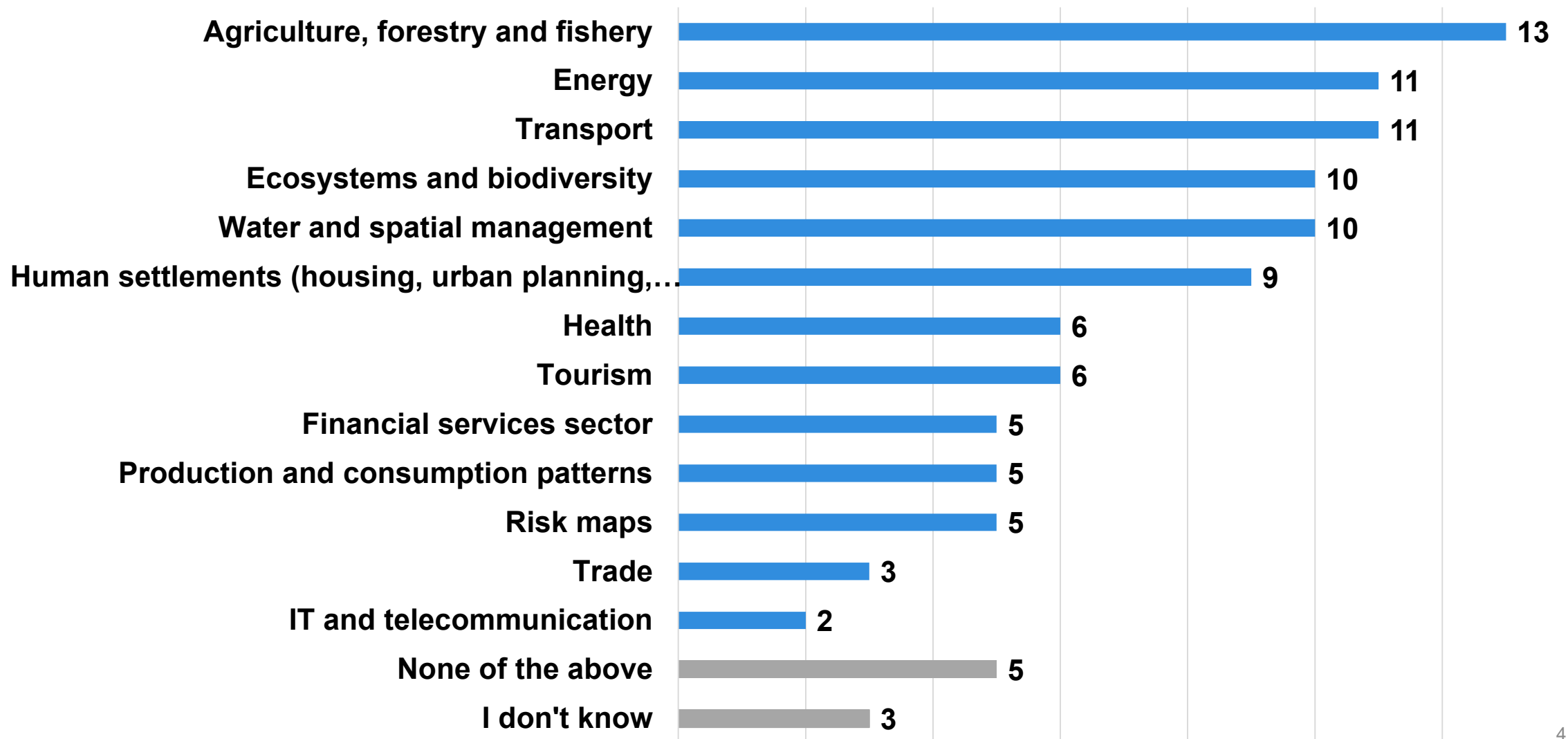
- ministries of climate; land, infrastructure, transport and tourism; science and technology; regional development; Cabinet/PM office
- national health institute; natural resources institute; space research agency; a mining and geological survey; other government agencies
- a think-tank; an energy provider; various interest groups

21 countries
mention no more
than **3** institutions

NSOs collect or plan to collect data on CC adaptation related to the following Statistical areas

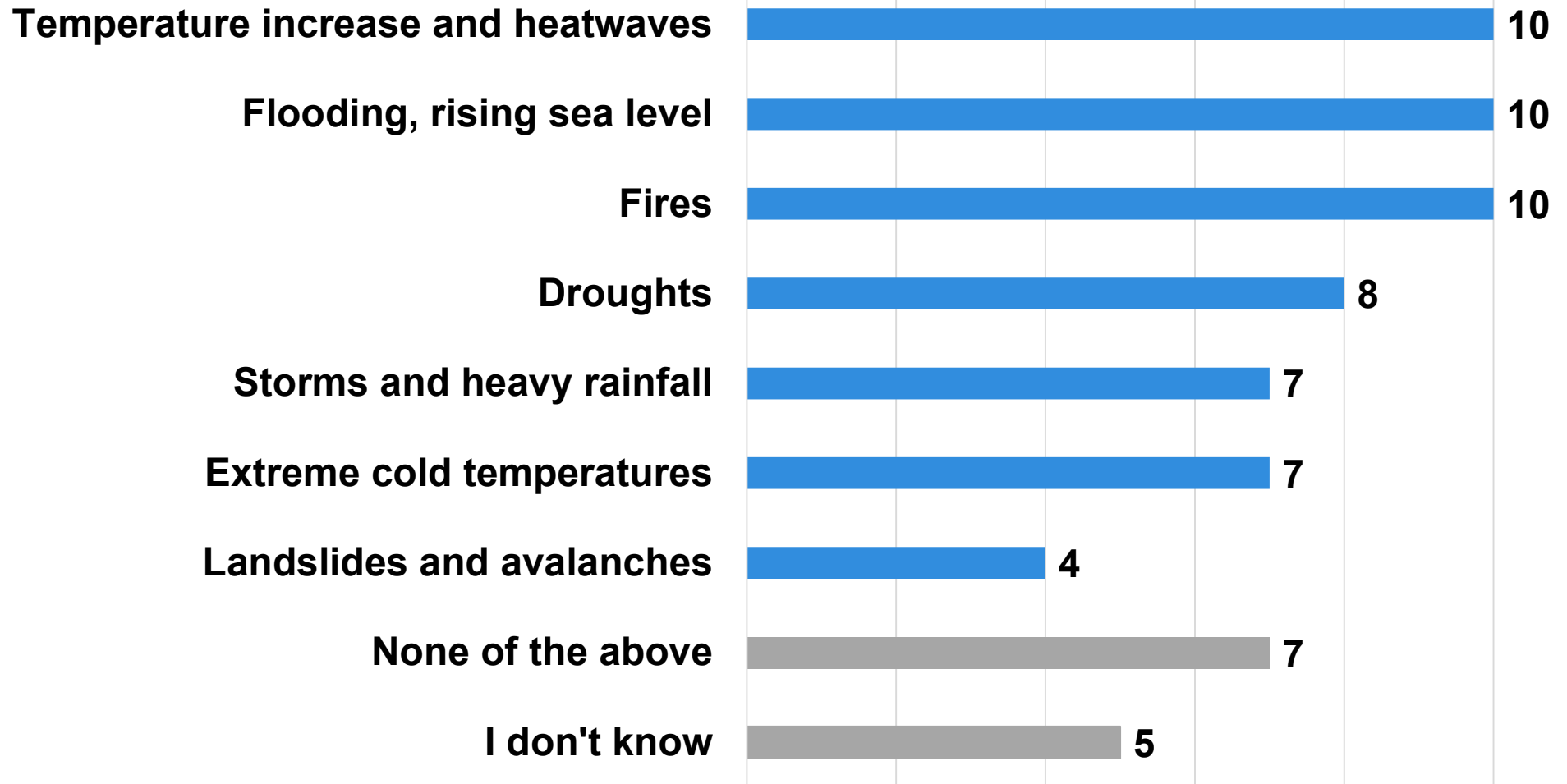


UNECE



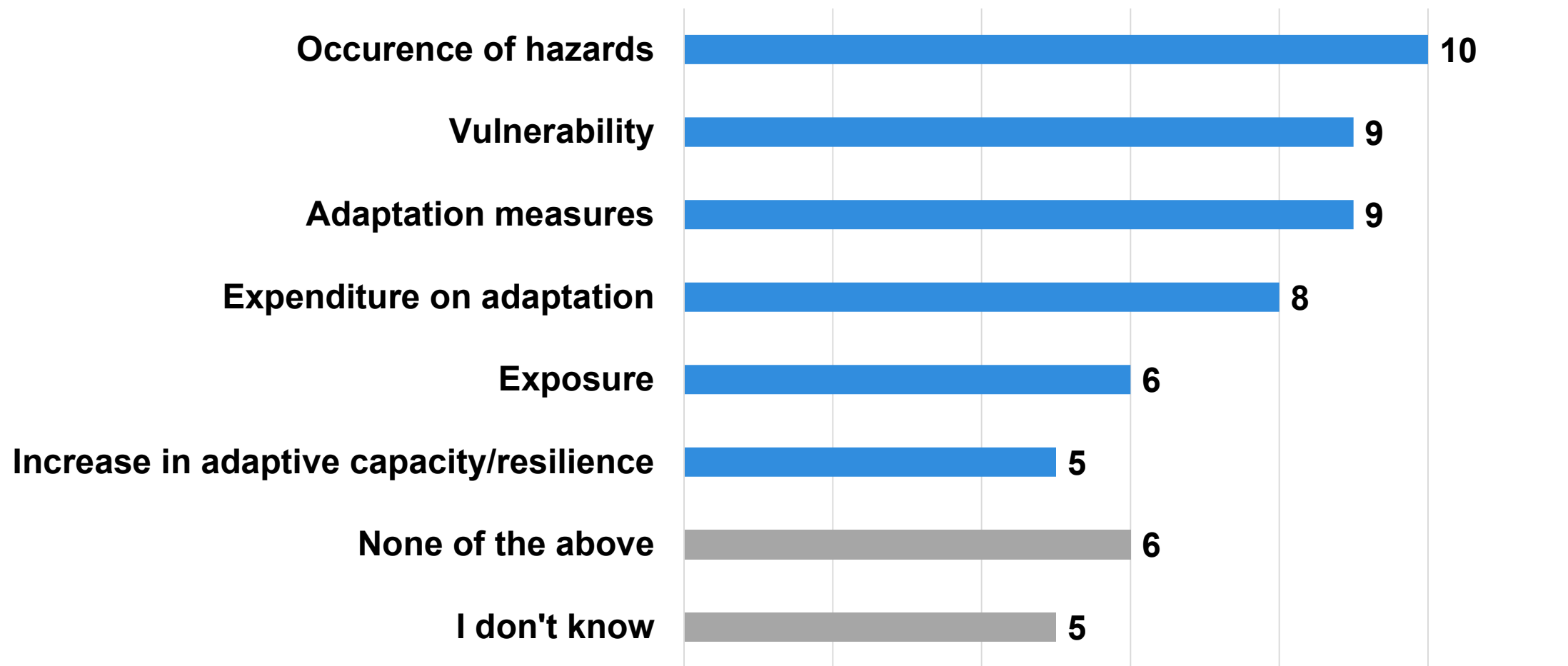
NSOs collect or plan to collect data on CC adaptation related to the following

Hazards



NSOs collect or plan to collect data on CC adaptation related to the following

Variables measured

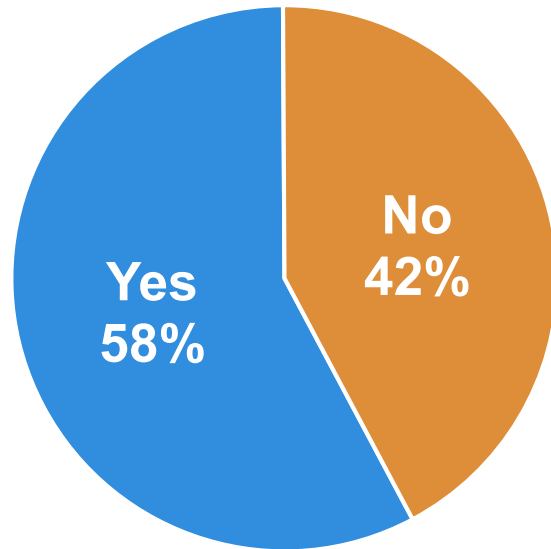


Selected examples of data collected or planned by NSOs on climate change adaptation



- **Urban green areas** (planned), **municipalities affected by hazards** (Brazil)
- **Freshwater stocks and water use**; examining **population affected in flooding events** (Canada)
- Information for the **Climate Change Adaptation Plan for the Energy sector** (Chile): Survey and monitoring of energy consumption patterns; Energy efficiency; Take up of non-conventional renewable energies
- **Government spending** on environmental protection and waste management at the national and territorial level (Chile)
- Database on **impacts of hazardous weather-related events** with meteorological institute (Finland)
- **Exposure of population to climate risks**; water management during drought; health and climate change (France)
- **Proportion of organic areas within agricultural area, share of green urban areas in the total area of cities, area of land under irrigation, municipal waste, water use, change in water use efficiency over time, proportion of population living in dwellings with air conditioners or air conditioning** (Hungary)
- Monitoring **building energy use ratings** and main heating fuels used (Ireland)
- Review of the climate database; **development of adaptation indicators; national vulnerability atlas** (Mexico)
- **Excess deaths related to heatwaves** (the Netherlands)
- **Impact of hot summers and cold winters on GDP** (the Netherlands)

Does the NSO in your country undertake any other statistical activities related to CC adaptation?



Selected examples:

- **Dissemination** of data from the Ministry of Ecology and Natural Resources (Azerbaijan)
- **Linking of data** from the Ministry of Environment with data from private producers (Chile)
- Providing **inputs for the analysis** of threats, risks and vulnerability related to disasters (Chile)
- **Collecting data from the meteorological institute** (France)
- **Monitoring** report for the **national adaptation strategy** (Germany)
- **Publishing and linking administrative data** such as utility meter readings and building energy assessments (Ireland)
- **Collecting data from other institutions** (Italy)
- **Numerical prediction** of climate change impacts on the coastal environment (Japan)
- **Establishing a cross-government platform** for climate change-related statistics providing accessible, relevant and high-quality evidence as a basis to monitor progress, analysis and making decisions (United Kingdom)

Summary of challenges



- No easy **definition of adaptation** – an evolving concept and **difficult to quantify** in the same way as mitigation
- Missing **boundaries of the impact of climate change** do not allow to frame the adaptation measures statistics
- Extremely **horizontal issue** requiring collaboration with many players inside and outside of NSO
- **Huge diversity of topics**, which differ from region to region
- Absence of **legal requirements** to produce data
- No common **information requirements** at national and international level
- Lack of **common concepts**, classifications
- Lack of **methodologies** and internationally agreed methodology
- Unavailability of **data at the local level** based on common definitions or regulations, e.g. on adaptation expenditure
- Lack of **coordination** and difficulty in keeping track of different M&E processes across government
- Lack of **resources** or balancing resources against more established work areas
- **Lag** between adaptation action and data showing change

What could be done at the international level



- **Sharing experience, examples and best practices of countries and international organizations**
- **Develop clear demands and legal requirements**
- Display of **international interest** to stimulate private and public investment into research and development on adaptation
- A **stronger cooperation** between the different international organizations
- International **recommendations or a manual** based on international agreement would be also useful
- **Adoption of concepts that allow international comparability**
- A **methodology to identify adaptation actions**; a central statistical framework for adaptation
- Develop missing **boundaries of the impact** of climate change
- A **data collection instrument** so that countries could focus on compiling data for an agreed set of priority indicators
- **Technical discussions** on how to use ecosystem accounts as the basis to integrate many different data sets on health, social and economic issues
- **Focus** on a few topics: like **flooding, heat waves, and climate impact on GDP**
- Strengthen **financial and technical cooperation** leading to the design, implementation and maintenance of the **information capture** application

Thank you!

Malgorzata Cwiek
cwiek@un.org

29 September 2020

