

Adriana Gheorghe
JTFESI 25-26 October, Geneva

Actions on streamlining environmental reporting – a snapshot

European Environment Agency 

Streamlining environmental reporting 2018-2020



Regulatory Fitness and
Performance Programme (REFIT)

Commission Report (COM(2017)312), Staff Working Doc. (SWD(2017)230)

Action

1. Amend legislation
2. Change reporting obligations
3. Modernise e-reporting
4. Develop and test tools for harvesting
5. Guidance for information systems
6. Promote full implementation INSPIRE
7. Use Copernicus data and services
8. Promote citizen science data
9. Cooperate with other domains
10. Streamline with international reporting

European Environment Agency 

I - Action 2 - Change reporting obligations

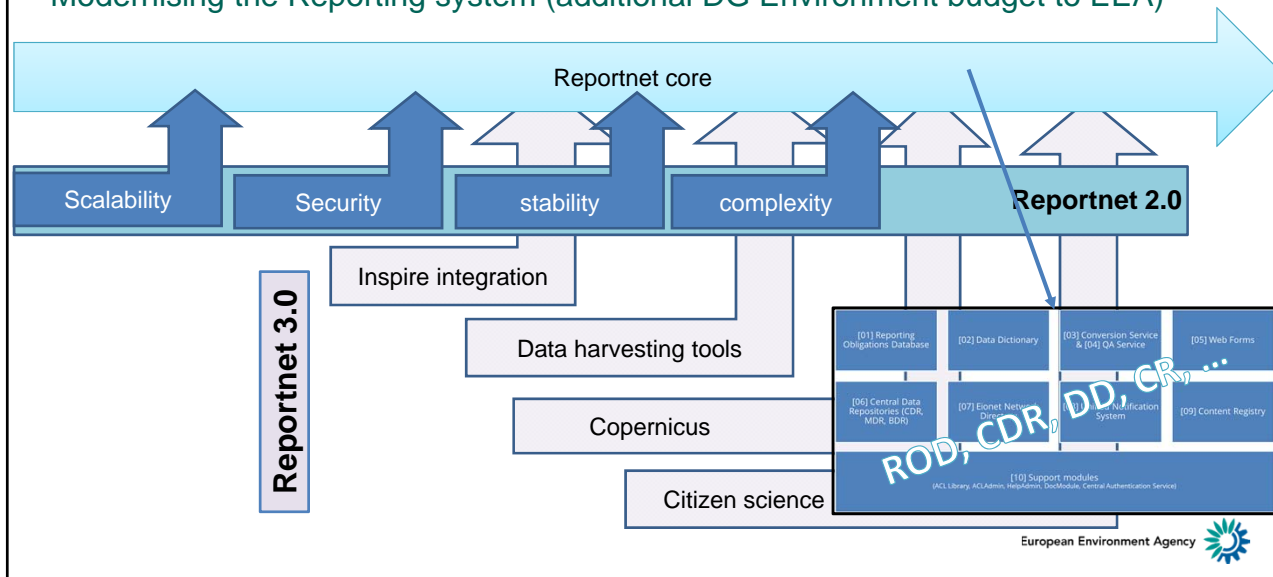
- EC Fitness check environmental reporting (Ref. 2016)
 - 58 pieces of EU environmental legislation
 - 181 reporting obligations
 - 181+ data flows
- Current **EEA** involvement in reporting process*
 - 108 data flows with delivery process managed by EEA (ROD)
 - belonging to 29 different legal instruments, of which 18 are mentioned in the Fitness Check environmental reporting

*see <http://rod.eionet.europa.eu/obligations?anmode=F>

European Environment Agency 

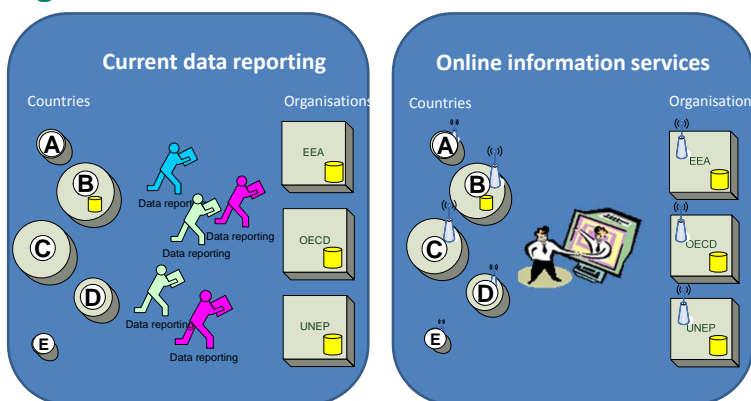
II – Action 3 - Reportnet 2.0/3.0 (2017-2020)

Modernising the Reporting system (additional DG Environment budget to EEA)



II - Action 4+5 - Improving information systems

- EC study: Promotion of best practices for national environmental information systems and tools for data harvesting



Source: SEIS EEA, 2010

SEIS
Shared environmental information system

European Environment Agency 

II - Action 4 - Develop and test tools for harvesting

- EC Desk study 2017-2018 on available technologies
- Questionnaire on experiences to EU institutions (ENV, EEA ...)
- Interviews on experiences and user needs in EU institutions (ENV, EEA ...)

European Environment Agency 

II - Action 5 - Guidance for environmental information systems (EIS)

- First and second workshop with EU Member States in Brussels 8 February and Copenhagen 3rd and 4th of September
- Many elements are similar to earlier EEA SEIS country visits and related work (modernising national information systems, SENSE ...)
- Initial results incl. list of national EIS published at <http://eis-data.eu>
- Final workshop 10-11 December in JRC, Italy to present key conclusions and recommendations
- UNECE was following this work

III - Action 7 - Use of Copernicus data and services

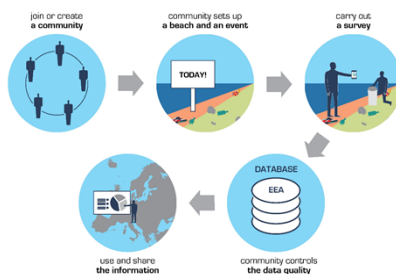
- Ongoing study on use of Copernicus to support EU policies - "Copernicus for EC" (C4EC)
 - JRC leading
 - Outcome/report expected Q4 2018
- Implementation Copernicus Land Monitoring Services 2018-2020 (i.e. CLC2018 input SOER2020)
 - **NRC Land Cover**
 - **ETC ULS**
 - **Eionet Action Group on Land monitoring in Europe (EAGLE)**
- Set up **Eionet Expert Group In Situ**,
- Share In Situ experiences related INSPIRE data

III - Action 8 - Promote citizen science data

Study* on an inventory of **citizen science activities** (projects) for environmental policies

- Project shared between many EU institutions (JRC lead, **EEA** contributor)
- All material should be published on the JRC data catalogue by the end October
- Inventory is the basis to develop guidance as part of the action plan.

EEA/EPA network project on Citizen Science and Air Quality started during the EPA network meeting in April in Dublin

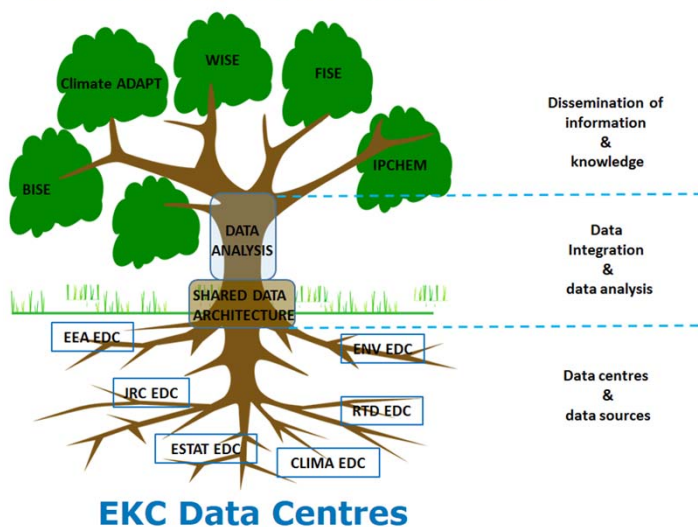


* Environment Knowledge Community Innovation Project



III - Action 9 – Cooperate with other domains

* EKC Information Platforms

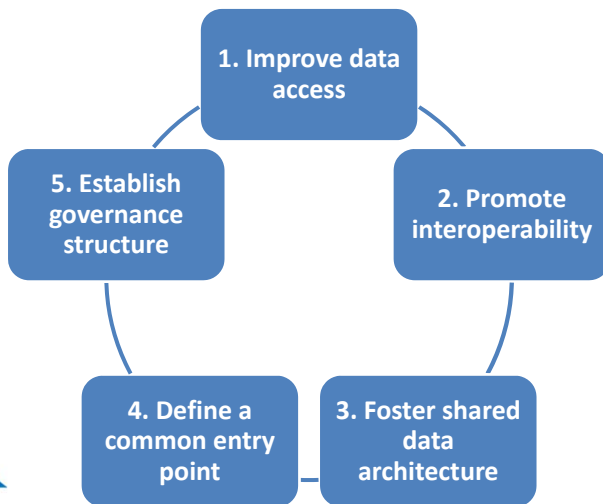


* Environment Knowledge Community



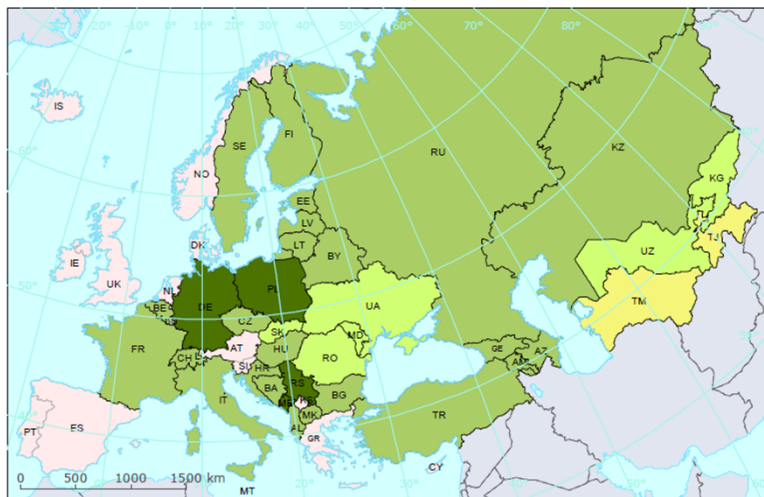
III - New agreed EKC data and information framework

EKC strategic actions 2018-2020



Action 10 - Wider international streamlining

Preliminary results SEIS self-assessment at pan-European level (October 2018)



Theme: A. Air pollution and ozone depletion
Indicator: A2. Ambient air quality in urban areas
Data flows: Annual average concentration of PM10, SO2, NO2, and O3

- 0 - 50% Requires improvements
- 51 - 75% Moderate performance
- 76 - 95% Good performance
- 96 - 100% Very good performance
- Not yet delivered
- Outside coverage

*European score (EEA39): 93%

EEA, 2018



III - Action 10 – EEA-Eionet next steps into the UN process

- **SEIS assessment framework:**
 - Encourage country response/improvements based on **EEA** comments;
 - Discussion preliminary results:
 - 3-4 Sep (WGEMA)
 - 25-26 Oct/Joint Task Force Environment, Statistics and Indicators
 - October **Eionet NFP** meeting
 - Presentation first results & discuss way forward: Jan 2019/UNECE-CEP
- High level dialogue **EEA-UNEP-UNECE** on streamlining Feb- March 2019

Thank you for your attention!

adriana.gheorghe@eea.europa.eu