Statistics Poland

Implementation of SDGs' in Poland

Statistics Poland as a participant of the process

Magdalena Ambroch

SDGs' implementation in Poland

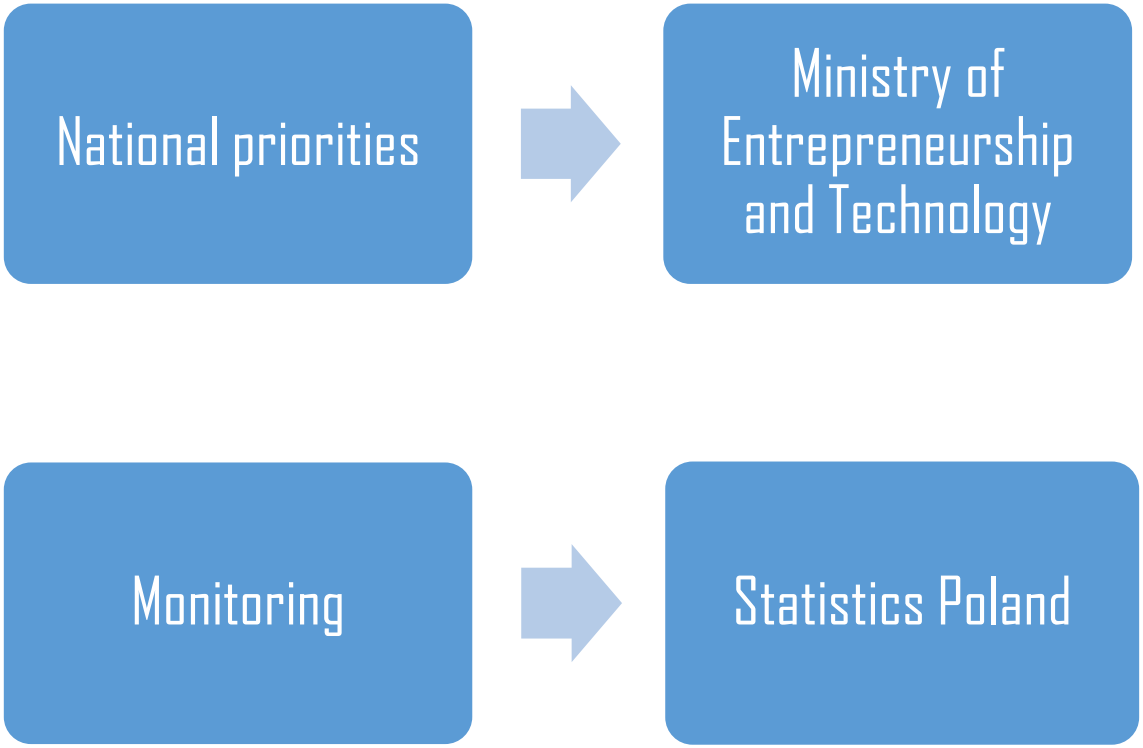

Basis – Strategy for Responsible Development (adopted in 2017)

Basing on partnership

Team for consistency of Strategy for Responsible Development with 2030 Agenda:

- → Ministries
- → Statistics Poland
- → Regional authorities
- → Socio-economic partners
- → UN agendas
- → Academia

Mission

Tasks of the Team:

- → Establishment of national priorities
- → Monitoring progress in SDGs' implementation (indicators)
- → Exchange of knowledge and good practices for SDGs' implementation
- → Preparation for Poland's VNR (July 2018)

Before VNR 2018

Ministry of Entrepreneurship and Technology (coordination)

→ presentation and Report *"Realization of Sustainable Development Goals in Poland"*

Statistics Poland

→ establishment of national monitoring indicators

→ presentation and communication of national monitoring indicators:

- statistical annex to the Report
- NRP
- promotional publication

Publication

Key message – tendency

Graphs and infographics

Additional message – context information

3. GO… …-BEING

Key message:
In Poland, the most common cause of deaths are deseases of circulatory system. For several years, the number of deaths per 100 thous. population remains at a stable level.

Additional message:
The average life expectancy of a man in Poland amounts almost 74 years, and women - nearly 82 years. This means that Poles live longer than a dozen years ago – men by 4.1 years, and women by 3.7 years.

Deaths per 100 thous. population (by diseases)

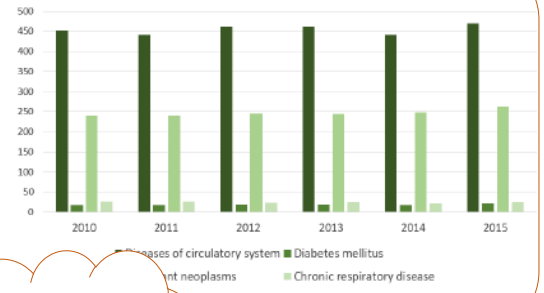

…e: Statistics Poland

Key message:
Over the past few years, t… number of medical personnel p… 10 thous. population in Poland has increased.

Additional message:
The share of doctors specialists in the total number of doctors in Poland amounts to nearly 68%.

…er 10 thous. population

2010	20,6	3,2	53,7
2016	23,9	3,5	57,0

Source: Statistics Poland

3. GOOD HEALTH AND WELL-BEING

PERINATAL CARE & DEATHS OF THE YOUNGEST

Mothers mortality ratio

Source: Statistics Poland

Key message:
Since many years, mothers daeths per 100 thous. live births maintains at the level of 2.

Additional message:
Most children (about 36% of all) are born by women aged 25-29 and older - aged 30-34 (over 28% of children).

Mortality of the youngest population

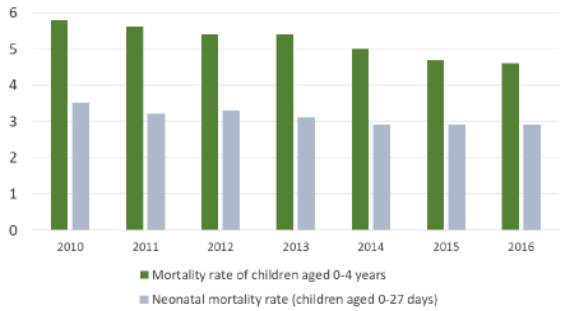

Source: Statistics Poland

Key message:
The situation in the area of care for the youngest children improves. The number of deaths among children under the age of 5 per 1 thous. live births, as well as the ratio of the number of deaths of neonates to numer of live births, systematically declines.

Additional message:
In 2016, the share of live births in the total number of births amounted to 99.7%.

Lessons learned

1. National needs may be different from international
   - → required balance between needs of diverse partners
   - → need for clear communication of different global and national sets of indicators

2. Enhancing position of statistics needed

Practical suggestions

→ Identify national needs

→ Educate partners

→ Communicate different needs and various statistical offers

→ Promote statistics (e.g. publications)

Statistics Poland

For more information:

http://stat.gov.pl/en/sustainable-development/

m.ambroch@stat.gov.pl