



Republic of Serbia

Statistical Office of the Republic of Serbia

DevInfo database

Vladica Jankovic, DevInfo Administrator

Division for Social Indicators, Justice and Gender statistics

Unit for social indicators

E-mail: vladica.jankovic@stat.gov.rs

What is DevInfo?

- This is the software for organizing and use of socio-economic indicators from multiple databases
- It is developed and supported by the United Nations and is free to use
- It is used in the Republic of Serbia since 2003 – **ChildInfo**

DevInfo in the Statistical Office of the Republic of Serbia

- In 2006, DevInfo became an integral part of the Statistical Office of the Republic of Serbia (SORS) regular program of activities
- The Unit for social indicators, which is organizationally located within the Division for Social Indicators, Justice and Gender statistics, is responsible to maintain and update the databases, to provide customer support and work on further development
- The databases are on the SORS servers and are publicly available
- SORS cooperates with other institutions that are data providers to ensure the updated data and indicators that users need

Srbija • Serbia
DevInfo

[Home](#) [Databases](#) [Download](#) [News](#) [In Focus](#) [Contact](#)

News

10.08.2017.

The database Monitoring situation and development of municipalities is updated

Demography	Economy	Education	Social Care	Health	Agriculture
Social Participation	Judiciary	Transport and Infrastructure	Culture	Composite Indexes	Environment

DevInfo is a database system for monitoring human development and for planning and reporting purposes. It is a powerful tool for organizing and storing indicators and it provides an efficient way to get data from database and to present them in tables, graphs, maps and profiles.

The DevInfo system in Serbia is being developed since 2004. The leading agency is Statistical Office of the Republic of Serbia, which closely cooperates with other government institutions and partners at central and local level.

Databases (online) - DevInfo 7

Click here to access the new version of DevInfo 7 software, which allows an easier and faster access to data and better visualizations.

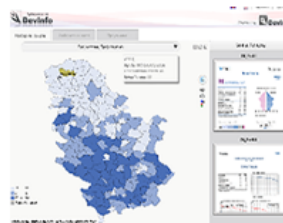


[DEVINFO 7 ONLINE](#)

[USER MANUAL](#)

Municipal Profiles

Here you can view and download statistics from different areas to the level of municipalities.



[USER MANUAL](#)

Indicators Gallery

Indicators Gallery shows selected indicators (classified by sectors) in tables, graphs and maps.



[USER MANUAL](#)

DevInfo Serbia databases - online



Србија • Serbia
DevInfo

Support | Contact Us | Login | English [en]

Home Catalog My Data Gallery

DATABASE DevInfo 7 Serbia

>> CONTENTS <<
>> TUTORIALS <<

Available databases through Catalog:

- Monitoring situation and development of municipalities
- Republic of Serbia
- Natural changes of population

Quick Data Search

What? (Topic, indicator, keyword)
Where? (Optional: country, province)

Browse for data by

Or Topic Search by sector, goal, theme or indicator name

Or Area Search by country, province or district

Advanced Search

Pregled stanja i razvoja opština

[*] Бaza података садржи званичне статистичке податке за праћење стања и развоја у Републици Србији. Подаци су расположиви до нивоа општина. [**] This database contains the official statistics for monitoring the situation and development in the Republic of Serbia. The data is available to the level of municipalities. [***] Baza podataka sadrži zvanične statističke podatke za praćenje stanja i razvoja u Republici Srbiji. Podaci su raspoloživi do nivoa opština.
Indicators 182 Areas 242 Sources 35 Data Values 365,211 Updated on 2017-07-18

Disaggregation by sex

- Republic of Serbia (75 of 237 indicators are disaggregated by sex)
- Monitoring situation and development of municipalities (48 of 179 indicators are disaggregated by sex)
- Natural changes of population (only total)



devinfo.stat.gov.rs/diSrbija

REPUBLIC OF SERBIA

PROFILE
May, 2017

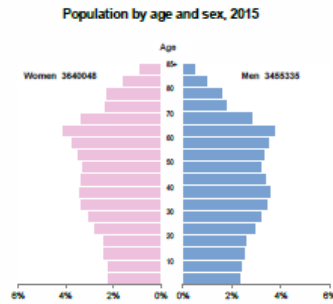
POPULATION

BASIC DATA

Area (km ²)	89490	(2015)
Number of settlements	6156	(2015)
Population size	7085383	(2015)
Population density (people per sq km)	91	(2015)
Livebirths rate	9	(2015)
Deaths rate	15	(2015)
Natural increase rate	-5	(2015)
Life expectancy at birth (years)	75	(2015)
Average age (years)	43	(2015)
Ageing index (60+ yrs / 0-19 yrs)	137	(2015)
Average number of household members	2.88	(2011)
Population projections (medium variant with zero net migration)	6138010	(2041)
Population projections (medium variant)	6824556	(2041)

SORS – Statistical Office of the Republic of Serbia

Source: Census of Population, Households and Dwellings, Vital statistics, Register of Spatial Units and GIS, SORS and Republic Geodetic Authority



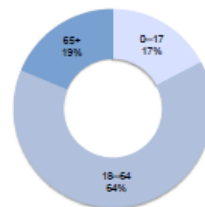
Source: Vital statistics, SORS

Population by age and sex, 2014–2015

	2014		2015	
	W	M	W	M
Children aged up to 6 (preschool age)	224533	238777	224082	238410
Children aged 7–14 (primary school age)	272747	288368	271913	287593
Population aged 15–18 (secondary school age)	142847	151666	137549	145830
Children (aged 0–17)	601917	638033	597190	633279
Young population (aged 15–29)	614118	646504	599497	631810
Working age population (aged 15–64)	2411278	2394683	2379249	2365285
Total population	3659041	3472746	3640048	3456335

Source: Vital statistics, SORS

Population by age, 2015



Source: Vital statistics, SORS

Profile 1

The profiles based on database **Monitoring situation and development of municipalities** were created for the Republic of Serbia, and all regions, areas and municipalities.

Profiles exist in Excel and pdf format, in Serbian and English language.

Profiles include information from all sectors that exist in this database.

Natural changes of population*
1961 – 2016

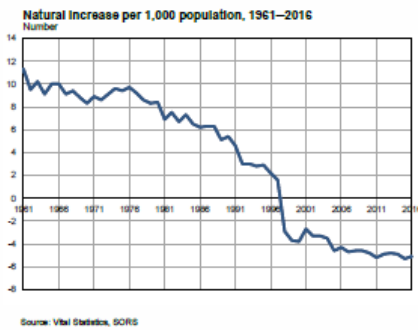
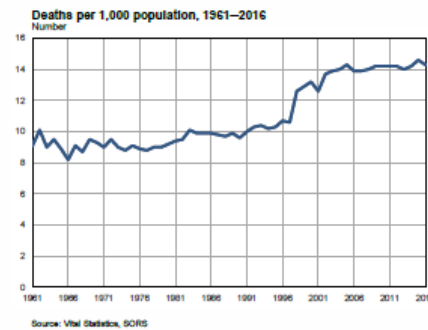
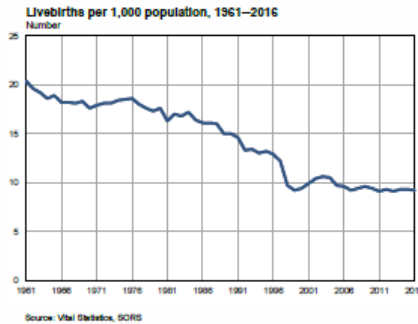
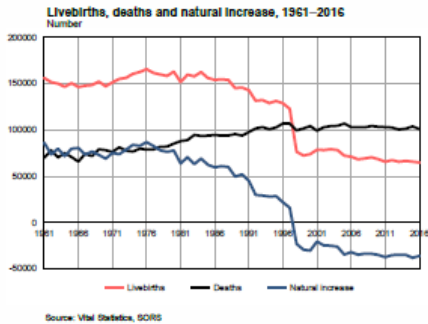
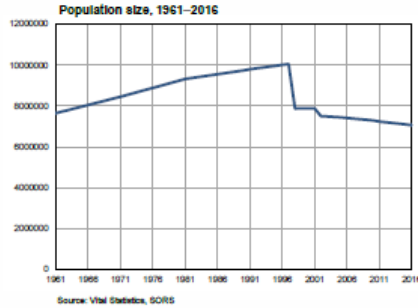
Profile
July 2017

REPUBLIC OF SERBIA

	1961	2016
Population size	7641962	7058322
Livebirths, Number	155783	64734
Deaths, Number	69749	100834
Natural Increase, Number	86034	-36100
Infants deaths, Number	12917	348
Livebirths, per 1,000 population	20	9
Deaths, per 1,000 population	9	14
Natural Increase, per 1,000 population	11	-5
Infants deaths, per 1,000 livebirths	83	5

Source: Vital Statistics, SORS

* Since 1998, demographic data for the AP Kosovo and Metohija have not been available for the SORS, and therefore these data are not included in the coverage for the Republic of Serbia.



Profile 2

The profiles based on database **Natural changes of population** were created for the Republic of Serbia, and all regions, areas and municipalities.

Profiles exist in Excel and pdf format, in Serbian and English language.

Profiles include key vital statistics data from 1961 to 2016.

Who are users of DevInfo databases?

- Government of the Republic of Serbia
- Ministries of the Republic of Serbia
- Local self-government
- Standing Conference of Towns and Municipalities
- UN agencies in Serbia (UNICEF, UNDP and others)
- Journalists, students, independent researchers
- ...



Thank you!

Vladica Jankovic, DevInfo Administrator

Division for Social Indicators, Justice and Gender statistics
Unit for social indicators

E-mail: vladica.jankovic@stat.gov.rs

www.stat.gov.rs / stat@stat.gov.rs