Elena Kuharevich
National Statistical Committee of the Republic of Belarus

Gender aspect in using time

Belgrade, Serbia, 29 November – 1 December 2017

Sample household time use survey

Survey methodology

- ✓ ***survey period*** *– April 2014 – March 2015*
- ✓ ***sample size*** *– 6000 private households*
- ✓ ***reference population*** *– persons aged 10 years and over*
- ✓ ***tools*** *–*

  Diary of using time

  - for persons aged 15 years and over

  - for children aged 10-14 years
- ✓ ***intervals for activity registration*** *–*

  10 minutes (144 intervals)

Classification of activities

- ✓ *working and work-related time*
- ✓ *study*
- ✓ *time spent on household and child care*
- ✓ *free time (leisure, sports, hobbies)*
- ✓ *time to satisfy physiological needs*
- ✓ *other time uses*

Daily time use of population aged 10 years and over

(on average per day)

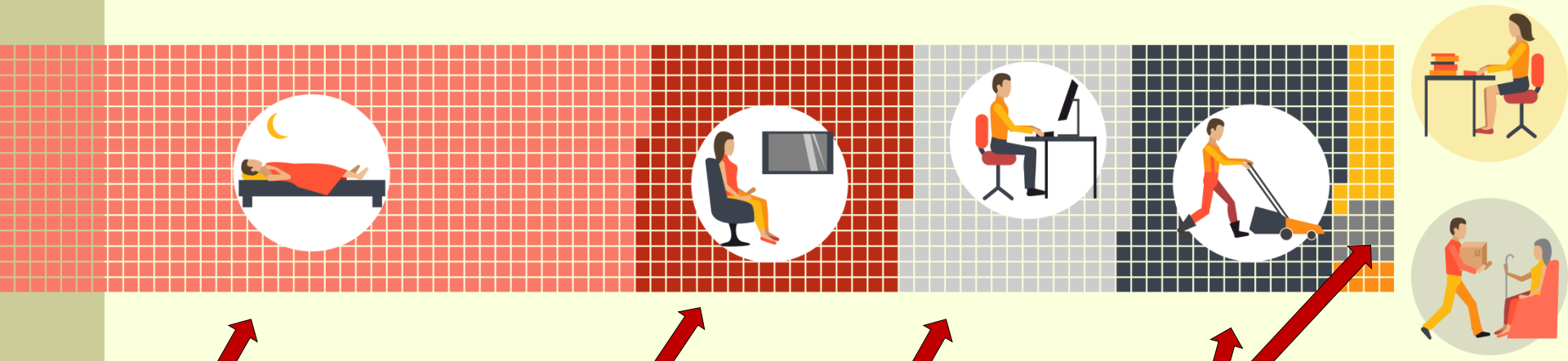

personal care
(11 h 3 min; 46%)

free time
(4 h 36 min; 19%)

work
(3 h 46 min; 16%)

household, child care, help to relatives and friends, study
(4 h 35 min; 19%)

Daily time use of employed population (1/2)

(hours-minutes on average per day)

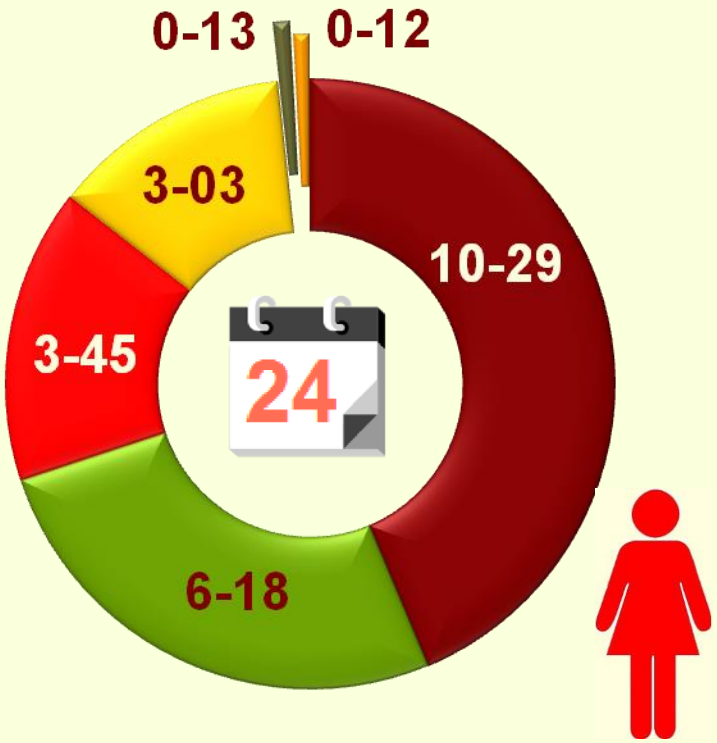

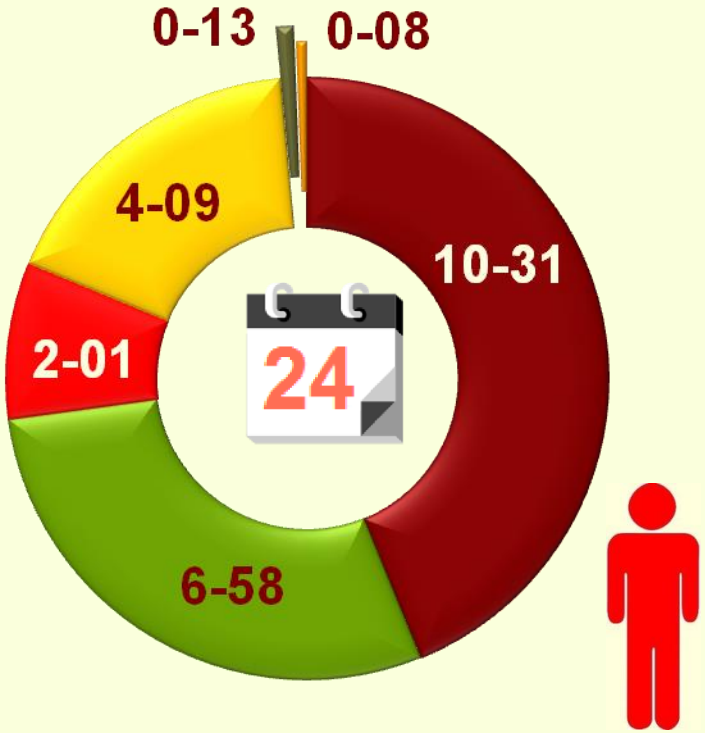

- personal care
- working and work-related time
- household
- free time
- help to other households
- other time uses

Daily time use of employed population (2/2)

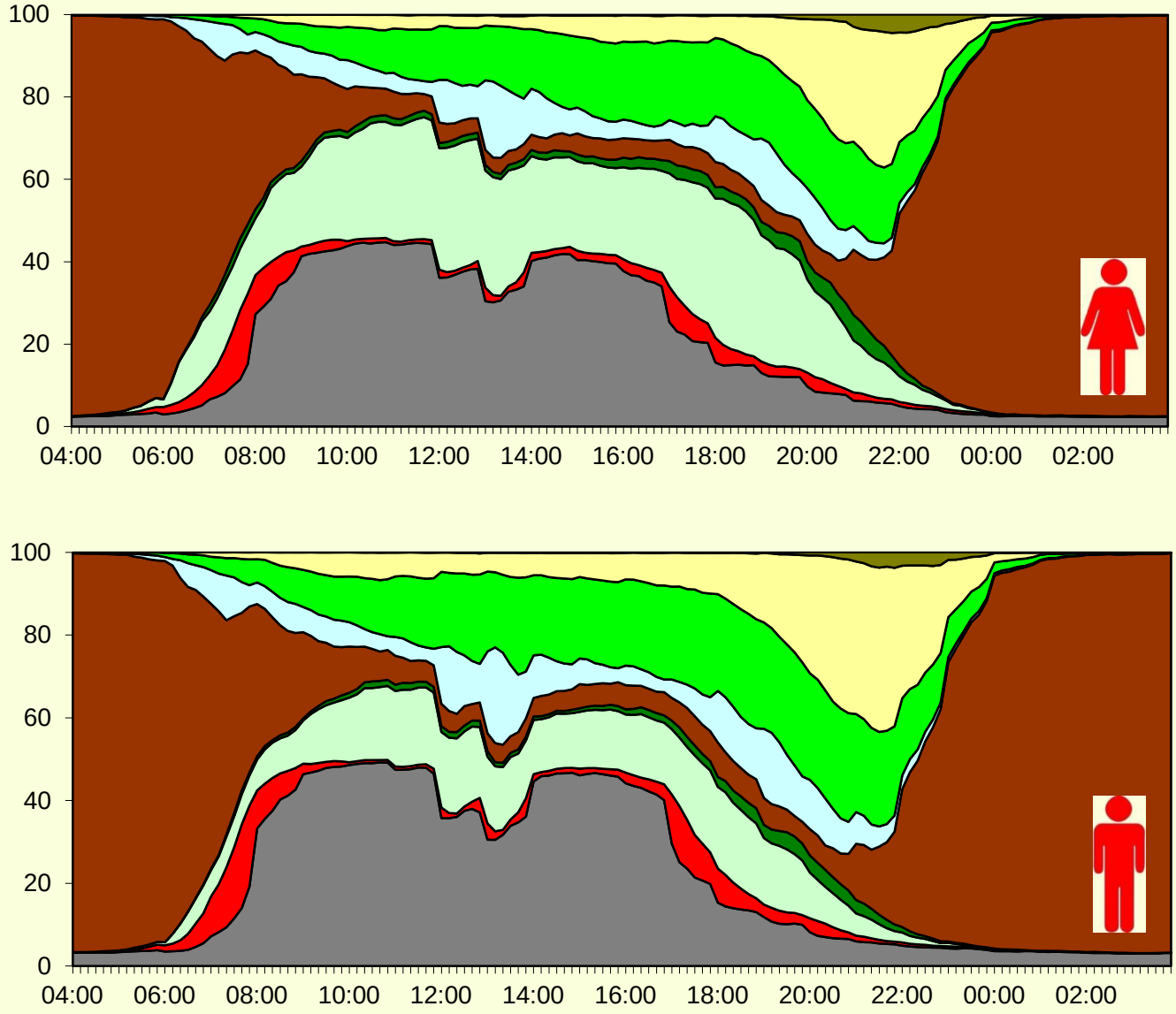

Time for sleep
(employed population)

(distribution of employed population by the time of sleep during the day; on average per day; %)

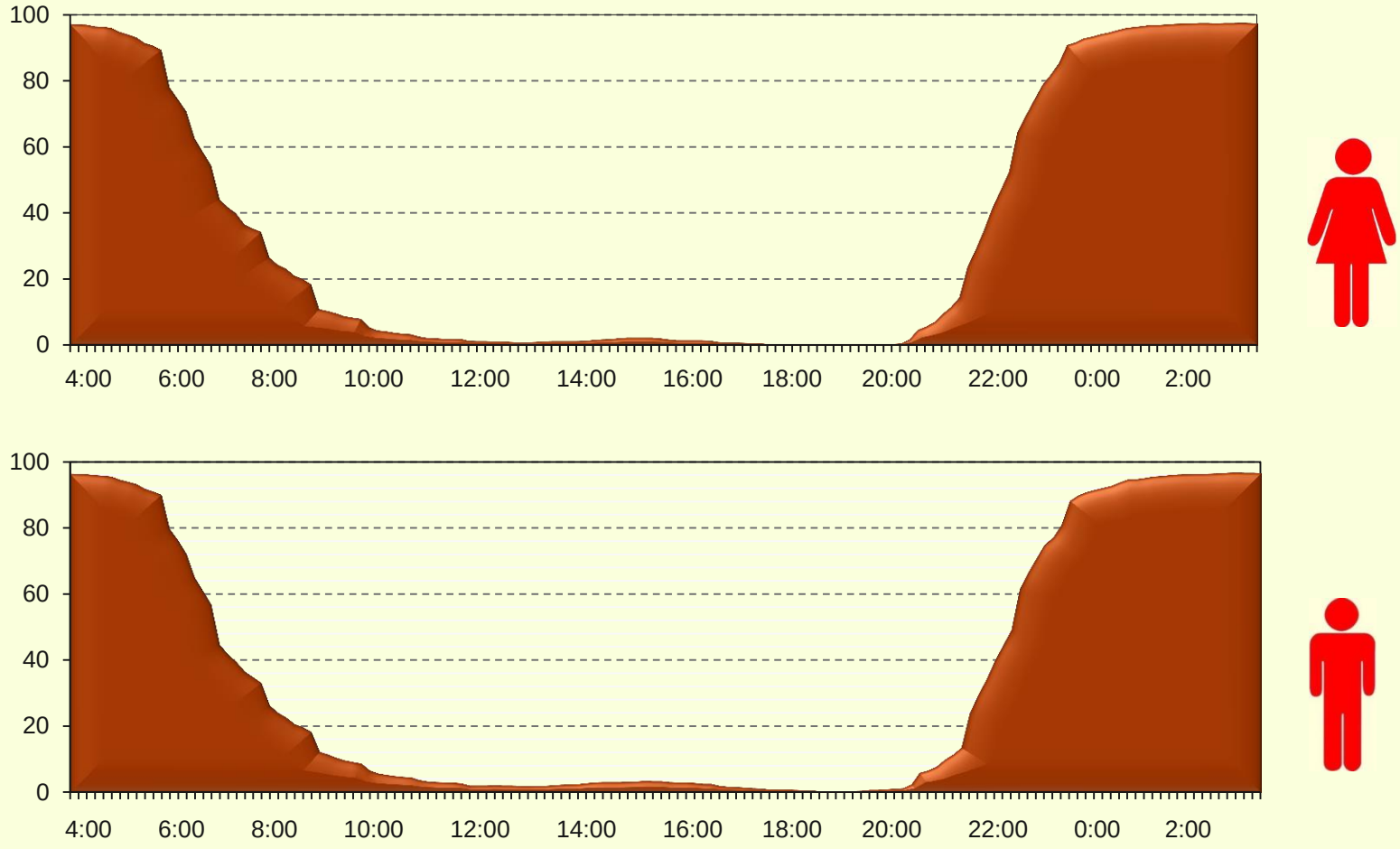

Personal care
(employed population)

(hours-minutes on average per day)

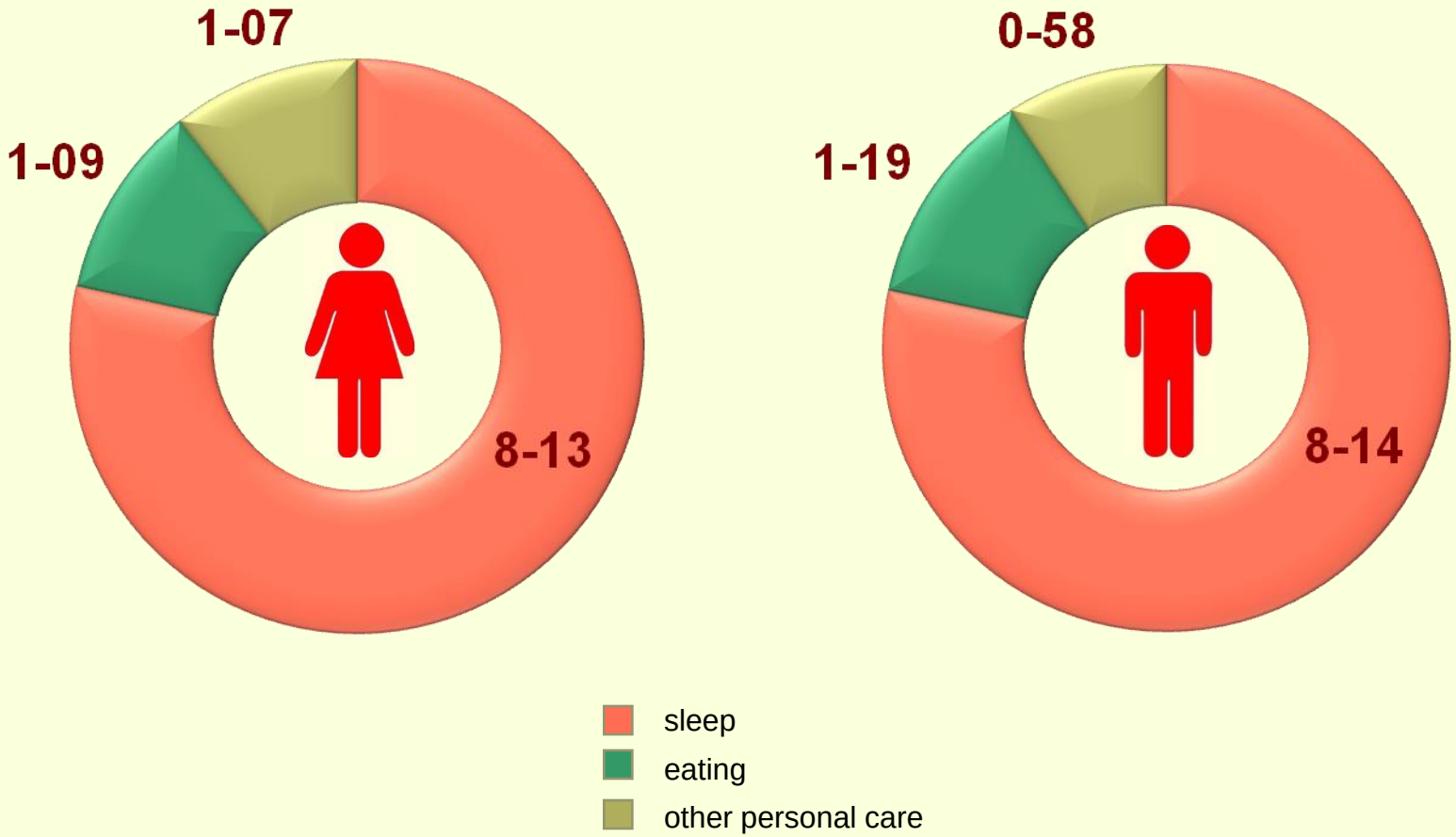

Working time
(employed population)

(hours-minutes on average per weekday)

Working time at main and secondary work	**6-57**		**7-38**
Work-related time outside the normal working hours	**0-08**		**0-12**
Travel related to work	**0-54**		**1-02**

Time spent on household
(employed population)

(hours-minutes on average per day)

78%

- ***Household chores*** **2-57** **1-33**

10%

- ***Shopping and services*** **0-23** **0-13**

12%

- ***Child care*** **0-25** **0-15**

Household chores
(employed population)

(% of those who reported; hours-minutes on average per day)

Food preparation	• **94%** *of women* ***(1-05)*** • **46%** *of men* ***(0-12)***
Dish washing	• **84%** *of women* ***(0-18)*** • **30%** *of men* ***(0-03)***
Care for clothing, linen and footwear	• **48%** *of women* ***(0-13)*** • **6%** *of men* ***(0-01)***
Construction and repairs	• **2%** *of women* ***(0-01)*** • **9%** *of men* ***(0-08)***
Vehicle maintenance and repair	• **1%** *of women* ***(0-00)*** • **22%** *of men* ***(0-11)***

Time spent on household in household with children under 10 years old (employed parents)

(on average per day)

	Women-mothers		Men-fathers	
	hours-minutes	*% of those who reported*	hours-minutes	*% of those who reported*
Time spent on household- total	4-58	*100*	2-24	*97.8*
household chores *(nutrition,household upkeep, care for clothing and footwear)*	2-25	*99.8*	0-25	*76.3*
shopping and services	0-22	*77.7*	0-14	*58.2*
child care	**1-24**	*90.8*	**0-49**	*75.6*
of which:				
physical care and supervision	**0-51**	*82.0*	**0-20**	*54.3*
teaching and education	**0-33**	*71.6*	**0-29**	60.8

Care of children under 10 years old
(employed parents)

(hours-minutes on average per day)

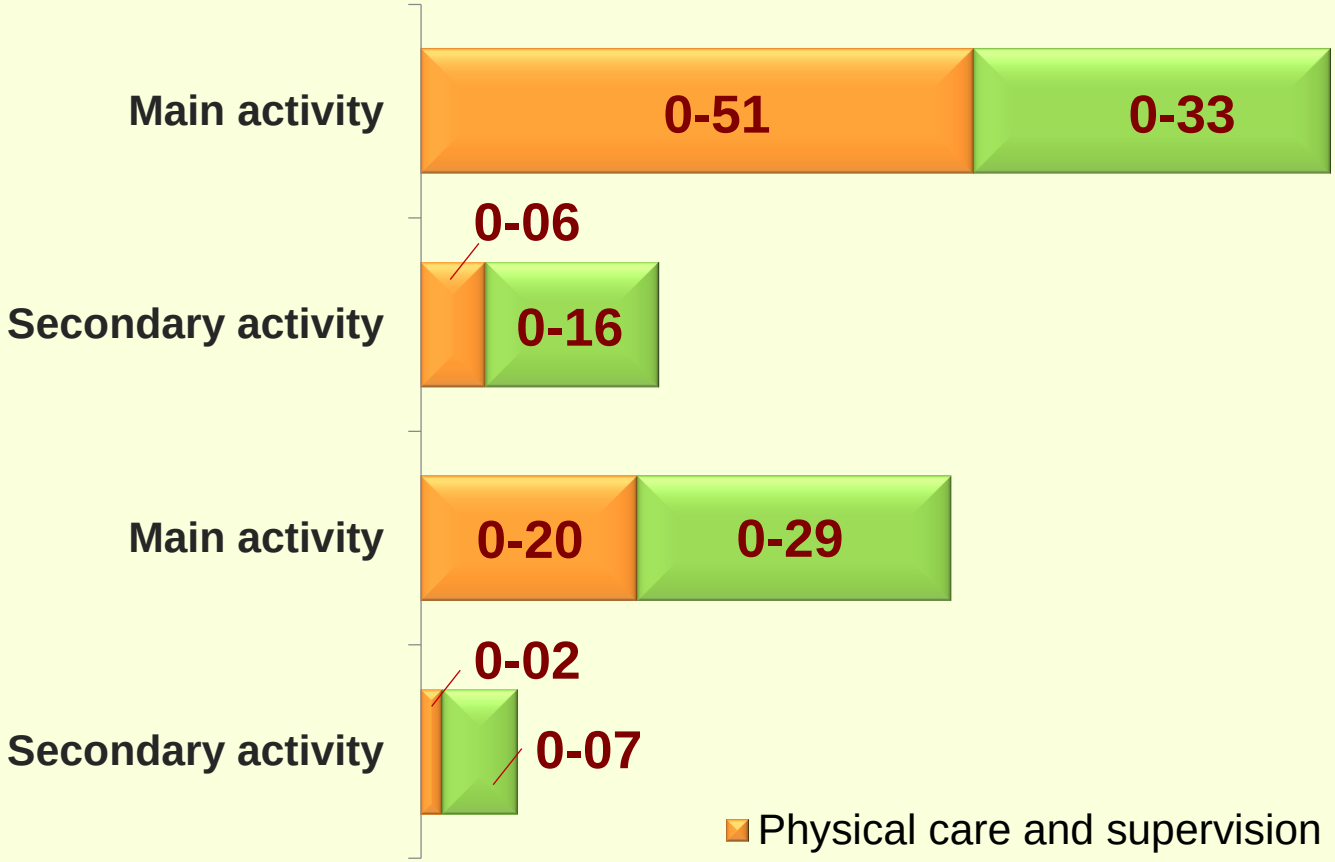

Work load of employed persons

(hours-minutes in week)



Free time of employed persons (1/2)

(hours-minutes on average per day)

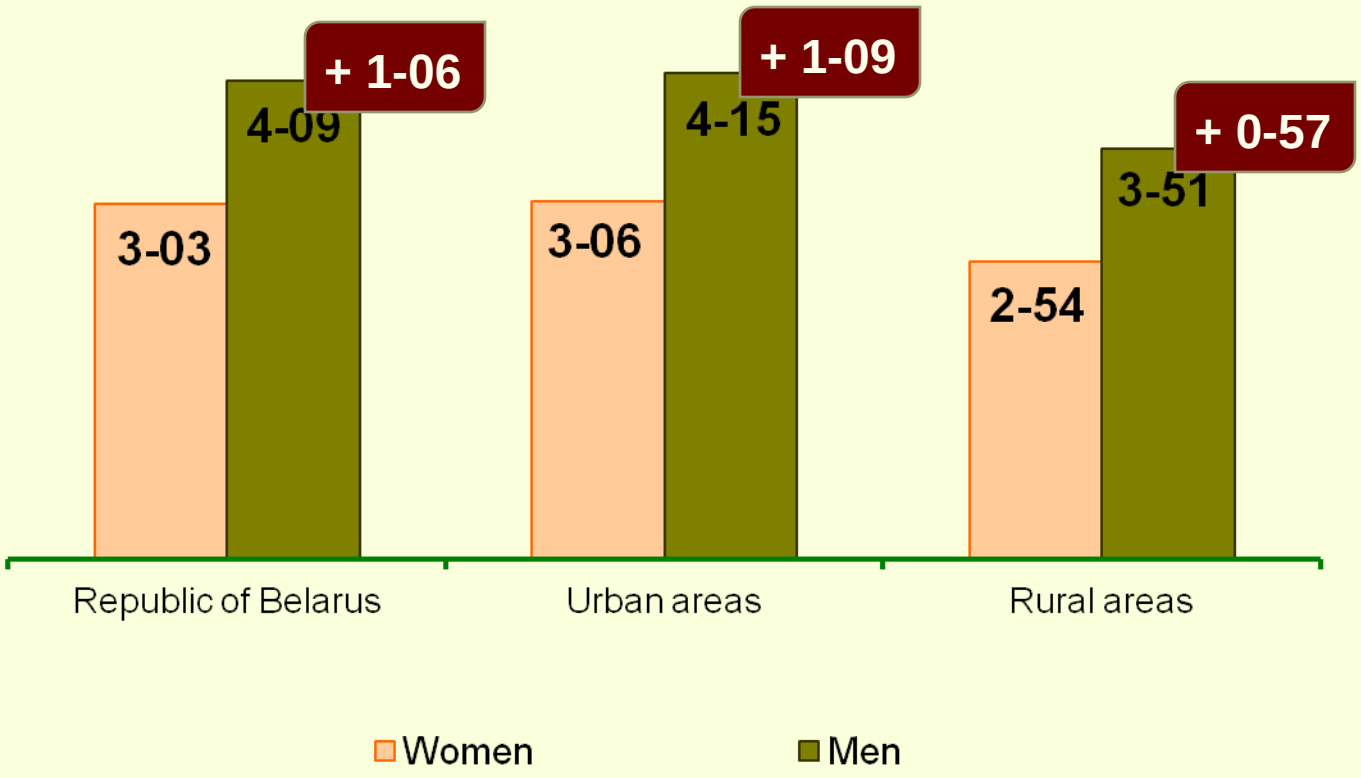

Free time of employed persons (2/2)

(hours-minutes on average per day)

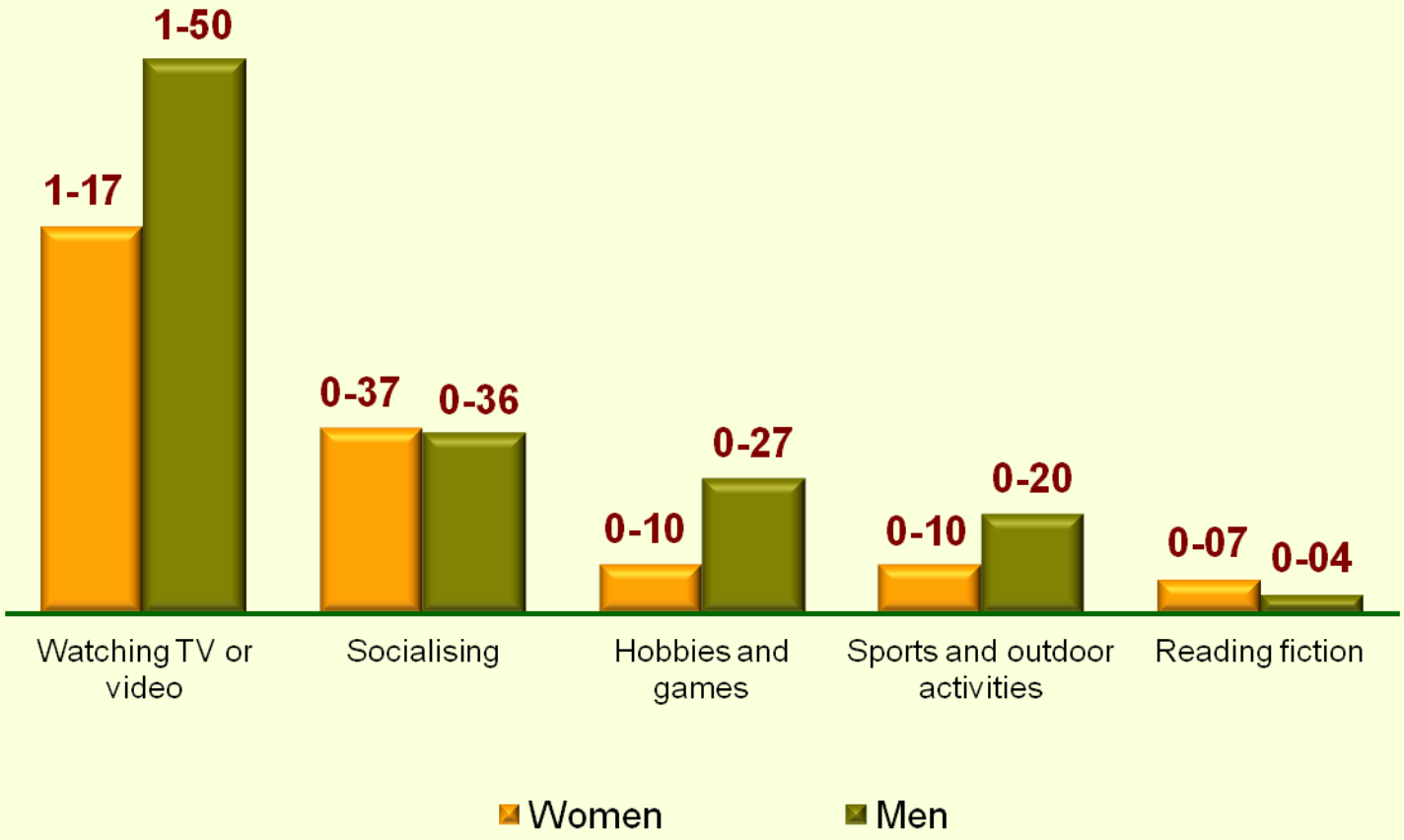

Free time on a weekend day
(employed population)

(hours-minutes on average per day)

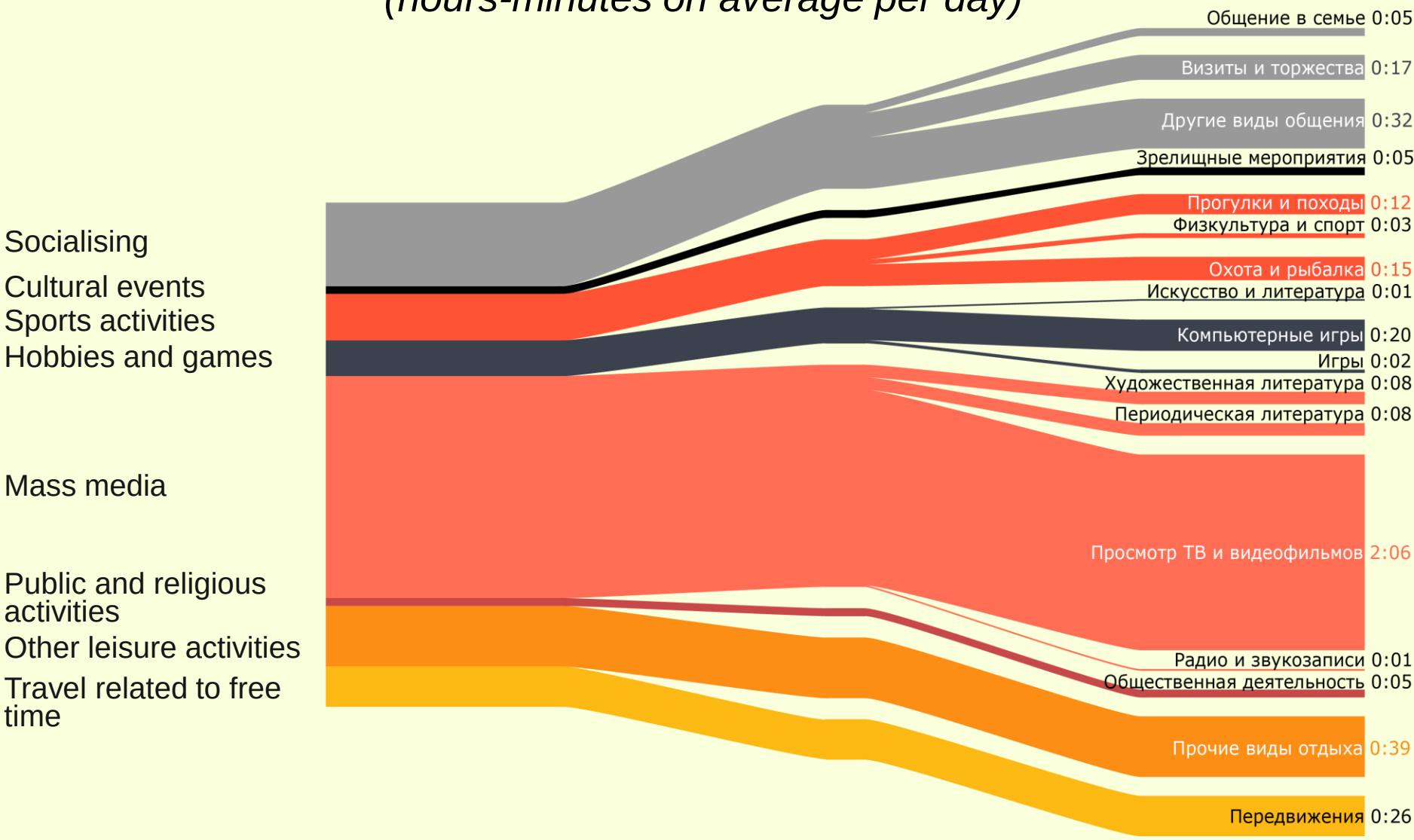

Leisure preferences of employed persons on a weekend day

(% of those who reported)

80%	1. Watching TV or video	86%
62%	2. Socialising	62%
14%	3. Computer games	28%
14%	4. Reading periodicals	19%
13%	5. Walks and trips	14%

How do we use our time

	Total population	Women	Men
Life expectancy, *years*	**74.1**	**79.0**	**68.9**
Sleep, *years*	**26.9**	**28.8**	**24.9**
Watching TV, *years*	**5.9**	**5.7**	**6.2**
Eating, *years*	**3.9**	**4.0**	**3.9**
Food preparation, *years*	**2.5**	**4.0**	**0.7**
Reading fiction, *months*	**5.0**	**6.0**	**3.5**

Thank you for attention!

National Statistical Committee of the Republic of Belarus