



Eurostat - DG EMPL

- **Publications**
 - **Statistics in Focus (10)**
 - **Panorama**
- **Child care**
 - **Methodology and data collection**
- **Care for other dependants**
 - **Methodology and data collection**
- **Time Use Surveys**
 - **Data collection**



Statistics in Focus

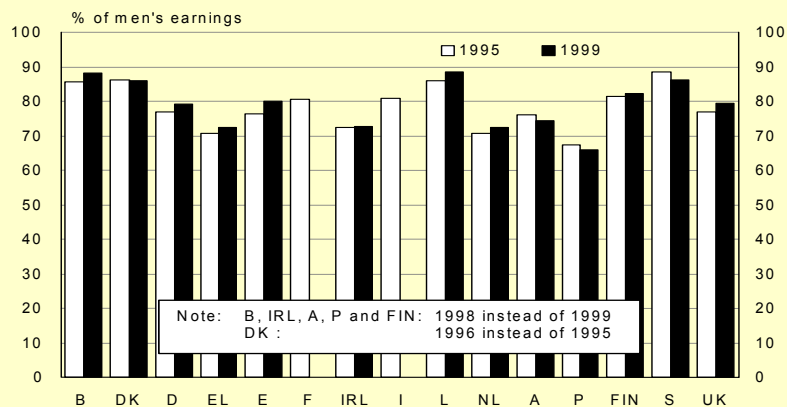
1. **Earnings of women and men**
2. **Women and men in tertiary education**
3. **The health and safety of women and men at work**
4. **Women and men migrating to and from the EU**
5. **Women and men reconciling work and family life**
6. **The entrepreneurial gap between women and men**

Statistics in Focus

7. More women than men living in workless households
8. Women and men working weekends and their family circumstances
9. At the margins of the labour market? Women and men in temporary jobs in Europe
10. Women and men beyond retirement

Earnings of women and men

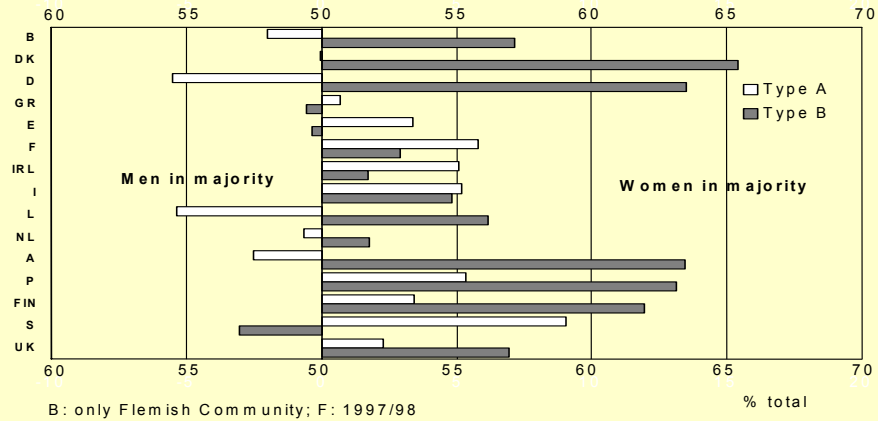
Fig. 1 Women's earnings in industry and services in Member States, 1995 and 1998/1999





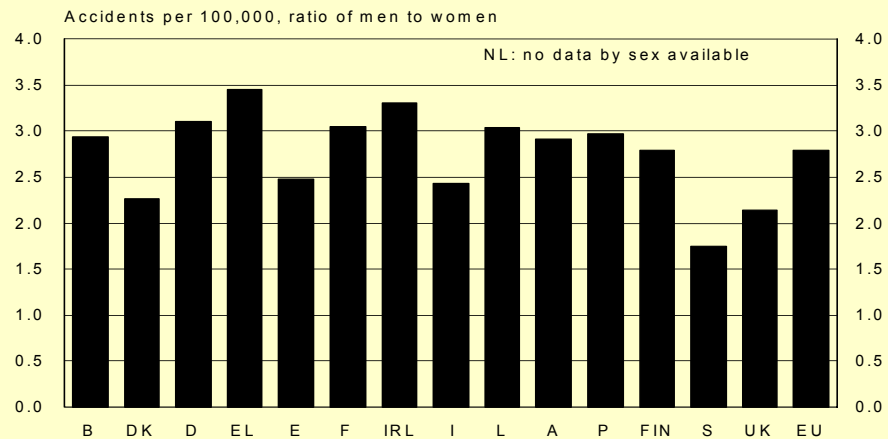
Women and men in tertiary education

Fig. 1 Enrolments of women and men in the first stage of tertiary education in Member States, 1998/99



The health and safety of women and men at work

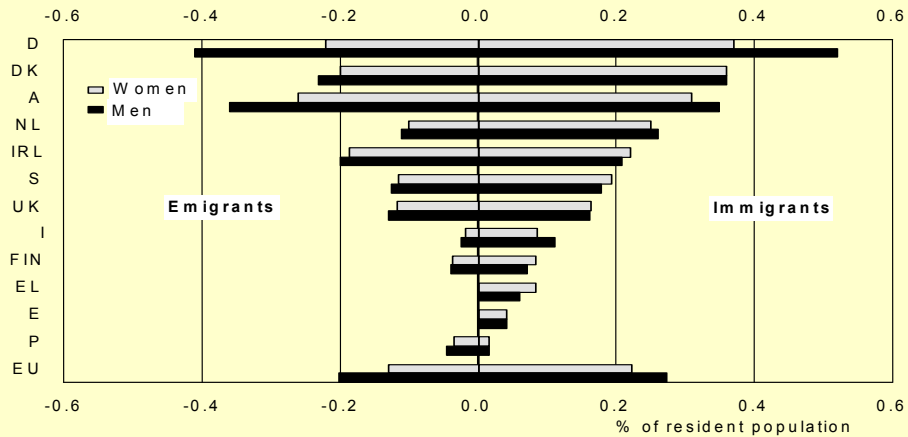
Fig. 1 Incidence rate of accidents at work suffered by men relative to women, 1998





Women and men migrating to and from the EU

Fig. 1 Immigrants into and emigrants from the EU as a share of resident population, average 1995-1999



Women and men reconciling work and family life

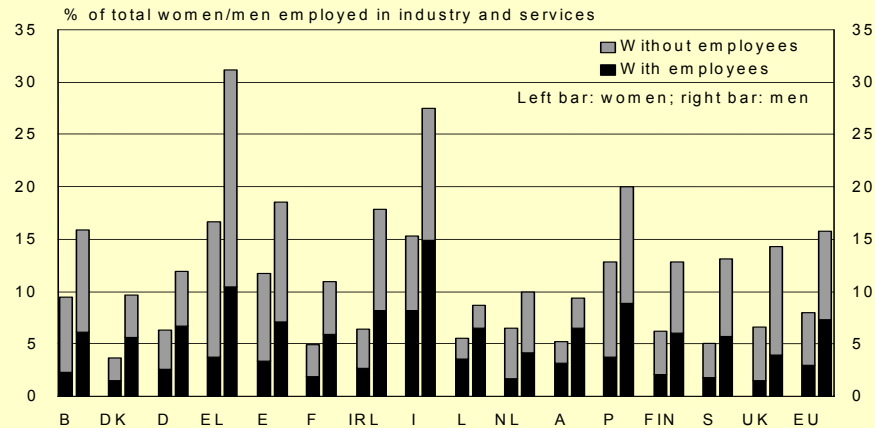
Fig. 1 Dual participation households, 1992 and 2000





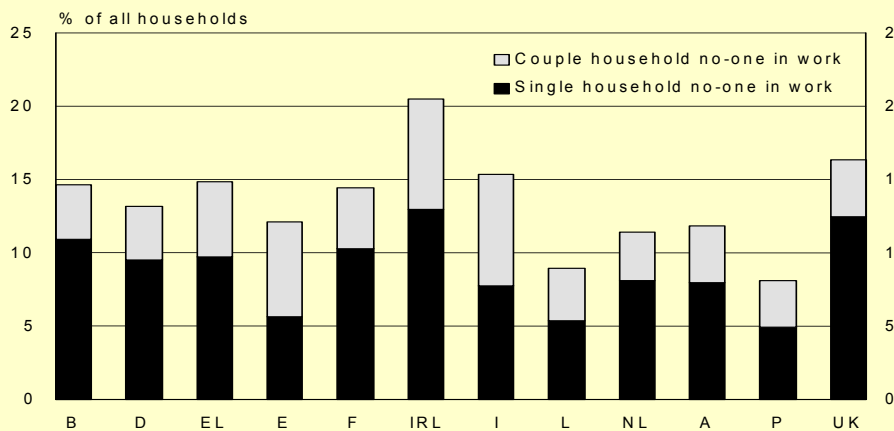
The entrepreneurial gap between women and men

Fig. 1 Women and men self-employed as a proportion of total employed in industry and services, 2000



More women than men living in workless households

Fig. 1 Households with no-one in work as a share of all households, 2000

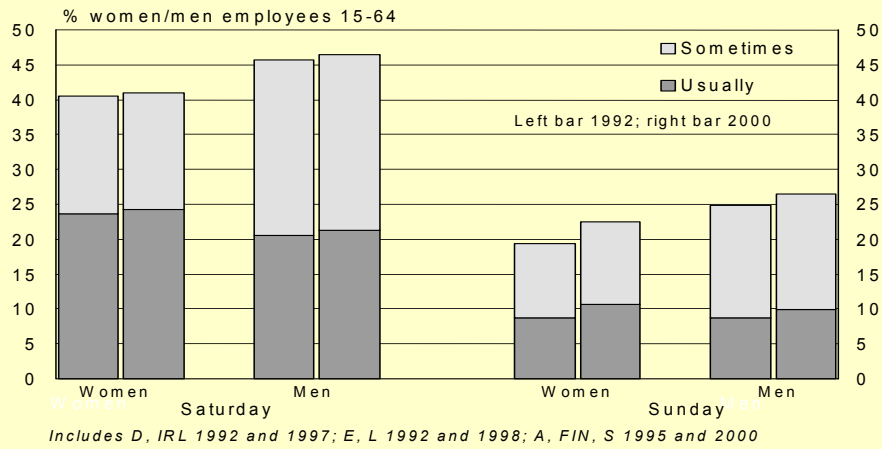


IRL: 1997 instead of 2000; L: 1999 instead of 2000; DK, FIN, S: no data available



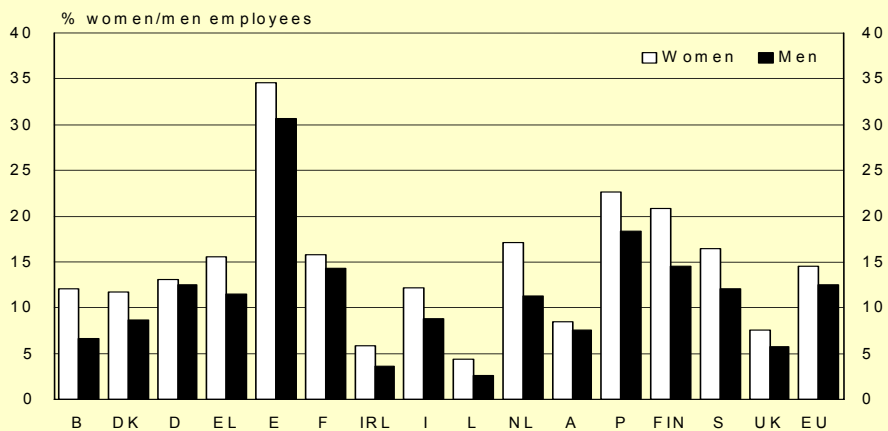
Women and men working weekends and their family circumstances

Fig. 1 Share of women and men employees working at week-ends in the EU, 1992 and 2000



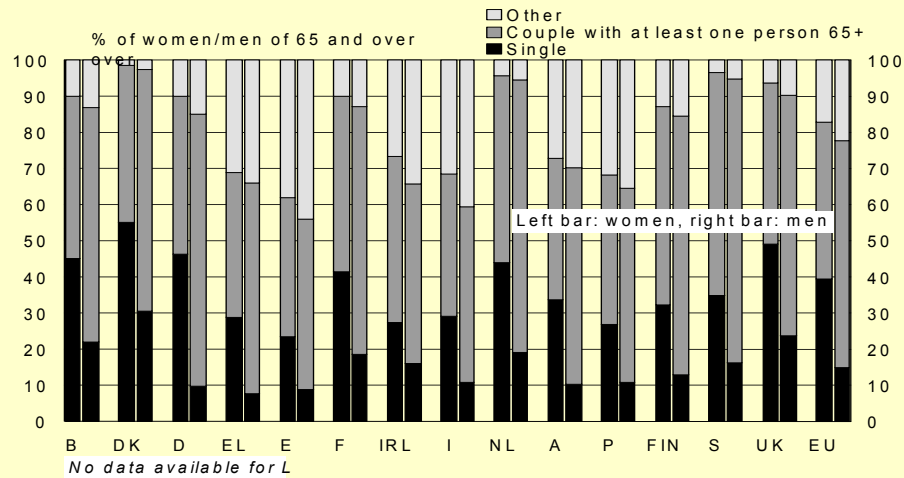
At the margins of the labour market? Women and men in temporary jobs in Europe

Fig. 1 Share of women and men employees with fixed-term contracts, 2000



Women and men beyond retirement

Fig. 2 The relative number of women and men aged 65 and over by household type, 1997



Panorama of the EU

The life of women and men in Europe - a statistical portrait

STAGES OF LIFE

- The formative years
- The working and family years
- The retirement years



New/improved statistics

- Agriculture
- Science
- Migration and asylum
- Child care and care of other dependants
- Labour Market Policies
- Pensions - beneficiaries
- Homelessness
- Time use
- Decision-making



Labour Force Survey

PROPOSALS for module in 2005

- Reasons for not participating in the labour force
- Demand for and use of child care facilities
- Demand for and use of care facilities for other dependants
- Temporary absence from work for family reasons
- Parental leave
- Return after leave (incl working conditions)