

INTERNATIONAL MIGRATION BULLETIN

No. 9, November 1996

This *Bulletin* is published semi-annually, in May and November, by the Population Activities Unit (PAU) of the Division for Economic Analysis and Projections of the United Nations Economic Commission for Europe (UN/ECE). The *Bulletin* is a product of *The Rapid Information System*, part of the PAU project "International Migration and Development in the ECE Region", which started in 1996 and is funded by the United Nations Population Fund. *The Rapid Information System* collects up-to-date and comprehensive information on various forms of international migration in the UN/ECE region, and the *Bulletin* presents and analyses these data.

HIGHLIGHTS

- ◆ UNHCR estimates that some 1,050,000 refugees from Bosnia and Herzegovina were still abroad in September 1996. In addition, there were an estimated 1,250,000 displaced persons. Altogether by September 1996, between 220,000 and 250,000 displaced persons and refugees had returned.
- ◆ The decline in the number of asylum seekers in western Europe and North America continued in 1996. The final total is likely to be around 400,000 compared to 825,000 in 1992.
- ◆ Statistics on legal migrants indicate a steady flow of migrants to west European countries and to North America, as well as a slight loss of population in most countries of central and eastern Europe.
- ◆ There is still a flow of migrants into the Russian Federation, albeit diminishing. Two-thirds of them are Russians from other CIS countries and the Baltic states.
- ◆ Foreigners residing in the capitals of the countries in transition in central Europe increased dramatically in recent years. By 1995, approximately 9-11 per cent of Prague's and 4-6 per cent of Budapest's population were foreigners, whereas their proportion in 1989 was negligible. These are mainly central and eastern European migrants conducting unskilled labour intensive work, and relatively young professionals from North America and western Europe.
- ◆ Spain is becoming a country of immigration; over the past three years alone, the number of legal foreigners has increased by almost 100,000. This increase is, however, coupled with substantial success in reducing the numbers of illegal immigrants, which in 1996 were estimated to be in the order of only 50-65,000.
- ◆ The United Kingdom has become an immigration country; net migration has added some 340,000 to its population during 1990-1994.
- ◆ The Mediterranean Conference on Population, Migration and Development concluded that better information on the causes and consequences of disequilibrium should be forthcoming, and that a new partnership between the North and South Mediterranean will be developed.



United Nations
Geneva, 1996

INTRODUCTION AND ACKNOWLEDGMENTS

This issue of the *Bulletin* reports on an array of important trends and topics in international migration. While large numbers of people are still on the move in the ECE region, there has been a gradual settling of some of the undesirable causes of international population movements. The decline in asylum seekers continues as does the migration flow between the countries of the Commonwealth of Independent States and the Baltic states. At the same time, the international community is behind schedule in the process of enabling the return of refugees to Bosnia and Herzegovina. In providing these and other data, we strive to keep our information fresh and up-to-date for the benefit of policy makers, administrators and researchers, as well as the general public. It is, however, important to remind readers that while we devote much care and attention to presenting reliable information, many of the published data are preliminary and space constraints do not always permit full discussion of their limitations.

The assistance of sister organizations and of our colleagues in many countries is greatly appreciated. As always we have greatly benefited from our collaboration with the Office of the United Nations High Commissioner for Refugees (UNHCR). Also, the semi-annual reports from the national statistical offices from throughout the region, which are collected in a joint effort by the PAU and the Statistical Division of the UN/ECE are a cornerstone of the *Bulletin's* data base for information on asylum seekers and legal international migration. We wish to expressly thank the following for specific items in this *Bulletin*: Mr. Joaquín Arango, Universidad Complutense de Madrid; Mr. Jean-Claude Chasteland, Institut National d'Études Démographiques, Paris; Mr. David Coleman, Oxford University; Mr. Du'an Drbohlav and Mr. Zdeněk Nermák, Charles University, Prague. This issue is the last one to be edited by Mr. Tomas Frejka.

REFUGEES AND DISPLACED PERSONS DUE TO ARMED CONFLICTS

In September 1996, UNHCR estimated that some 1,050,000 refugees from Bosnia and Herzegovina were still abroad; this amounted to about one quarter of the pre-war 1991 population of 4.4 million. A large proportion of the refugees, over 440,000, were in neighbouring countries that were previously part of the Federal Republic of Yugoslavia. Over 600,000 refugees have been granted temporary asylum in other European countries, mainly Germany (320,000), Austria (80,000), Sweden (57,000), Switzerland (24,000), and Denmark (19,500).

According to the Dayton/Paris Peace Agreement it was envisaged that 500,000 of the estimated 1,250,000 displaced persons would return to their homes and that 370,000 refugees would be repatriated during 1996. As of September 1996, UNHCR estimates that altogether between 220,000 and 250,000 displaced persons and refugees have resettled in Bosnia and Herzegovina. In re-establishing themselves, most of them have to cope with extremely difficult conditions because of the massive destruction of homes and the infrastructure, as well as few employment opportunities and continuing tension between ethnic groups. Most of those that have returned went to "majority areas", that is, areas where the administration is of the same ethnic group as the returnee.

At the same time, an array of programmes and projects are in place to assist those who return. The Priority Reconstruction Program in Bosnia and Herzegovina reports¹ that \$1.9 billion had been pledged by the international community as of September 1996. Ninety seven per cent of this amount had actually been committed, and almost one half of this had been

1. A joint effort of the European Commission and the World Bank in partnership with the Government of Bosnia and Herzegovina.

allocated to specific projects. According to this report “the Bosnians and the international community are hard at work rebuilding the country” and “the pace of reconstruction... has accelerated markedly.”

Nevertheless, this is only a beginning as Bosnia and Herzegovina has suffered the greatest economic setback of all countries in transition in central and eastern Europe. The World Bank estimates that its GDP level in 1995 was only one quarter of that in 1991. The only other country with a similar decline of roughly 75 per cent GDP, was Georgia. By comparison, the GDP in practically all central European countries was at, or above the 1991 level, while in the successor states of the Soviet Union and the Federal Republic of Yugoslavia GDP had declined by between 30 and 60 per cent.

A major contemporary issue is that countries housing refugees would like to send them home. Bosnia and Herzegovina, however, is not yet ready for a prompt and massive return. In August, the Federal Government in Germany, provided *Länder* with the authority to commence repatriation as of 1 October 1996. A number of *Länder*, in particular Bavaria, Thüringen, Baden-Württemberg and Berlin, no longer wish to bear the costs of supporting the refugees, and repatriation, in part involuntary, has commenced, albeit on a small scale. The UNHCR has urged the German *Länder* to cease with this practice.

ASYLUM SEEKERS

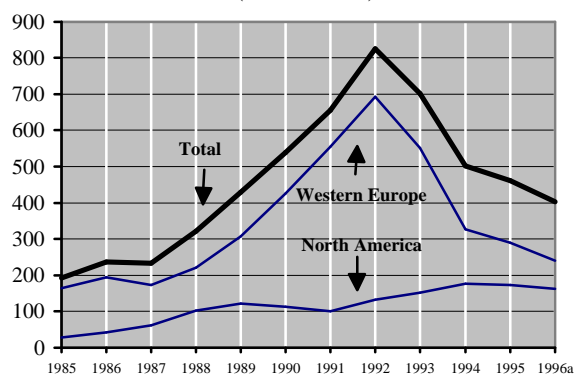
The decline in the number of asylum seekers in western Europe and North America has continued in 1996. Projections, based on data, which in the most part is for the first half of the year, indicate a somewhat faster decline than in 1995; 13 per cent compared to 8 per cent in 1995. This decline is shared by almost all countries. The two exceptions are Austria and Canada, however, their projected increases are quite small and the real numbers for the whole year will probably not be larger than in 1995. The largest relative declines took place in Sweden, the United Kingdom and the Netherlands.

Bosnia and Herzegovina refugees, September 1996

Country	Refugees
Former Yugoslavia	441 938
Federal Republic of Yugoslavia	253 383
Croatia	171 383
Slovenia	12 172
Former Yugoslav Republic of Macedonia	5 000
Outside of former Yugoslavia	600 878
Germany	320 000
Austria	80 000
Sweden	57 230
Switzerland	24 000
Denmark	19 500
Netherlands	16 000
France	15 000
United Kingdom	13 000
Norway	11 895
Italy	10 000
Hungary	8 500
Belgium	6 000
Albania	5 000
Greece	3 000
Spain	2 500
Turkey	2 500
Slovak Republic	1 596
Luxembourg	1 500
Finland	1 200
Czech Republic	911
Ireland	600
Liechtenstein	396
Bulgaria	250
Poland	240
Portugal	60

Source: UNHCR, Office of the Special Envoy, *Information Notes*, No.8-9 Sarajevo

Asylum applications in the UN/ECE region
1985-1996^a
(In thousands)



Note: ^a Estimated figures.

Source: Reports of national statistical offices to UN/ECE.

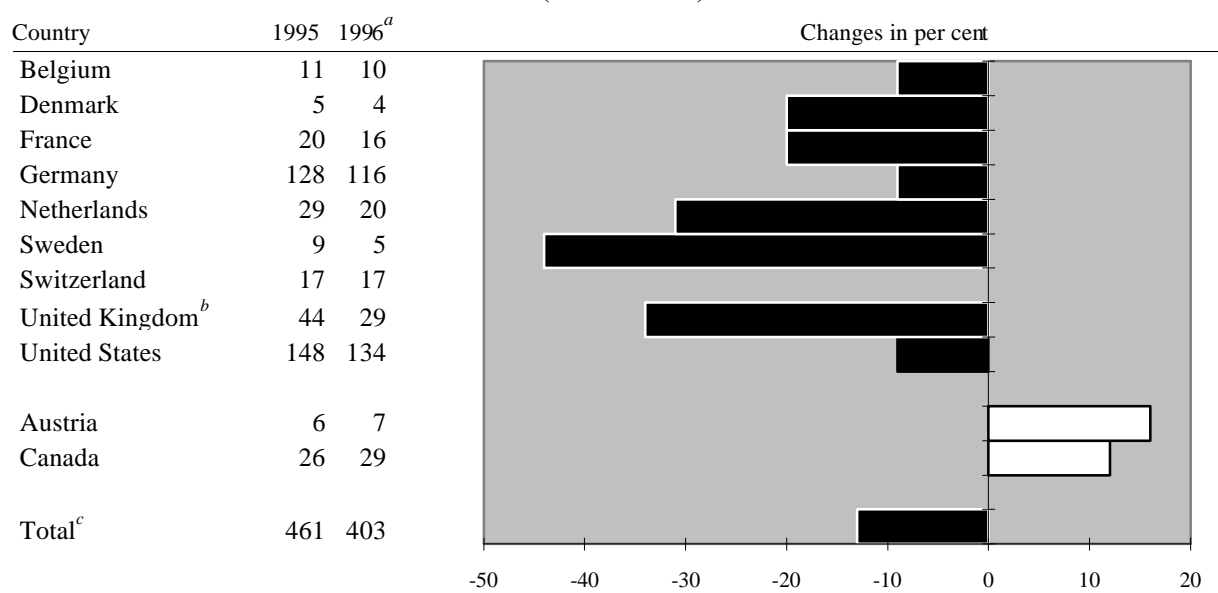
Asylum applications, western Europe and North America, 1992-1996 ^a

	Number of applications					Change				
	(In thousands)					(Per cent)				
	1992	1993	1994	1995	1996 ^a	1993/1992	1994/1993	1995/1994	1996 ^a /1995	1996 ^a /1992
Western Europe	693	551	326	289	240	-20	-41	-11	-17	-65
North America	132	151	176	172	163	+14	+17	-2	-5	+23
Total	825	702	502	461	403	-15	-28	-8	-13	-51

Note: ^a Estimated figures.

Source: Reports of national statistical offices to UN/ECE.

In almost all countries, the 1996 decline is the continuation of a trend that began two, three or even four years ago. In the United Kingdom the decline has been uneven with a second peak as recently as 1995 (see p.10 for more on the United Kingdom). Altogether, the number of asylum seekers in 1996 is likely to be less than half that of the peak year, 1992.

Asylum applications, selected countries, 1995-1996 ^a
(In thousands)

Notes: ^a Estimated figures

^b Number of applicants excluding dependants

^c Total includes data for Finland, Italy, Norway and Spain.

Source: Reports from national statistical offices to UN/ECE.

REGULAR MIGRATION

Data on legal international migration in Europe and North America for the first half of 1996 do not indicate any major deviation from the situation over the past few years. There is a steady flow of immigrants to all west European countries and to North America. It would appear that immigration to Germany is showing some decline, however, data were only available for January to March 1996. There has also been a decline of legal immigration to France (data not shown in the table below).

In central and eastern Europe, flows of recorded legal migrants, although very small, also appear to be quite stable. Most of these countries are experiencing slight losses of population, with the exception of the Czech and Slovak republics, as well as Slovenia. The real losses are likely to be higher, however, as under-recording of emigration is a serious problem.

International migration, selected ECE countries, semi-annual totals, 1995 and January-June 1996
(In thousands)

Country	Immigrants			Net migration		
	Jan-June 1995	July-Dec 1995	Jan-June 1996	Jan-June 1995	July-Dec 1995	Jan-June 1996
North America						
Canada ^a	105	103	101
United States ^a	356	384	440
Western Europe						
Denmark	23	40	25	+9	+20	+9
Finland	6	7	6	+2	+2	+2
Germany	503 ^b	593	434 ^c	+186 ^b	+212	+128 ^c
Netherlands	42	53	47	+12	+18	+18
Norway	11	14	12	+3	+3	+3
Sweden	18	14	38	+2	+3	+19
Switzerland	44	45	35	+12	+11	+3
United Kingdom	94	+16
Central and eastern Europe						
Czech Republic	5	5	5	+5	+5	+5
Estonia	1	1	1	-5	-4	-3
Latvia	1	1	1	-6	-5	-4
Lithuania	1	1	2	-1	-1	-1
Poland	3	5	3	-10	-8	-8
Romania	1	3	2	-8	-13	-10
Slovak Republic	2	1	2	+2	+1	+2
Slovenia	1	1	1	+1	+1	-

Note: ^a Emigration not recorded

^b Revised data, which do not correspond to data previously published in the *Bulletin*.

^c Preliminary estimates, based on data for January-March 1996.

Source: Reports of national statistical offices to UN/ECE.

Former Soviet Union

The numbers of immigrants to the Russian Federation has been declining rapidly over the past two years. In the first six months of 1996, there were 287,000 immigrants compared to 456,000 during the same period in 1995 and 643,000 in July to December 1994, when immigration peaked. Over the past few years, changes in the numbers of emigrants leaving the Russian Federation have, however, been relatively small. Therefore, overall net migration and

International migration, Russian Federation, 1996, preliminary data

(In thousands)

Region/country of origin or destination	Immigrants	Forcibly displaced persons ^a	Emigrants	Net migration
Baltic republics	9	3	2	+7
Transcaucasian countries	53	10	6	+47
Central Asian countries and Kazakstan	128	63	31	+97
Other European countries (Ukraine, Belarus, Moldova)	96	3	53	+43
Germany	-	-	3	-31
Israel	-	-	7	-7
Other	1	-	9	-8
TOTAL	287	79	139	+148

Note: ^a Included in previous column. The status of a "forcibly displaced person" is assigned on the basis of the Law of the Russian Federation on Forcibly Displaced Persons, approved by the Russian Parliament on 19 February 1993, and which went into effect on 20 March 1993. Data in this column do not include forcibly displaced persons within the Russian Federation but only those from other former Soviet republics. In addition, there were 10,000 forcibly displaced persons from within the Russian Federation.

Source: Russian Federation State Committee on Statistics.

immigration trends are similar. In the first half of 1996, net immigration from the other CIS countries and the Baltic states was at about one third of the 1994 level. The flow of immigrants from the Baltic states and from central Asia and Kazakstan has declined faster than that from the Transcaucasian countries.

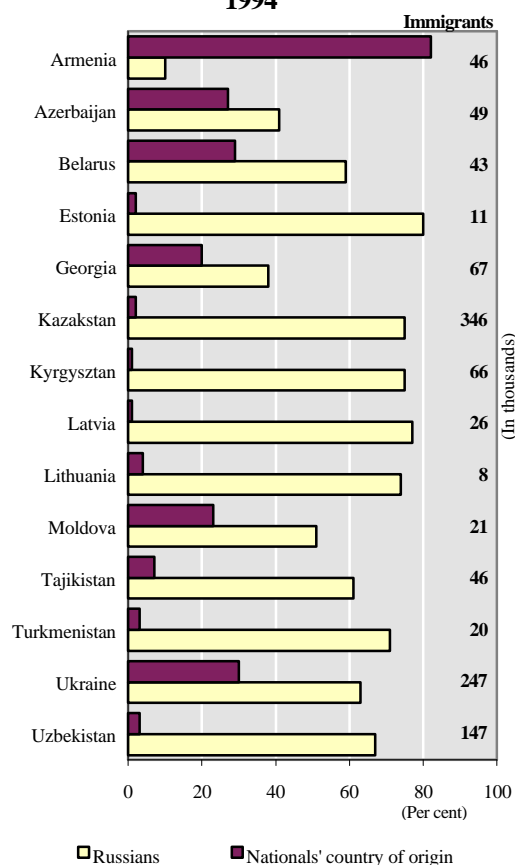
Net migration, Russian Federation, 1993-1996

(Immigrants minus emigrants, in thousands)

Region/country of origin or destination	Jan-Jun	July-Dec	Jan-Jun	July-Dec	Jan-Jun	July-Dec	Jan-Jun
	1993	1993	1994	1994	1995	1995	1996
Baltic republics	+24	+30	+19	+23	+13	+11	+7
Transcaucasian countries	+61	+77	+75	+76	+62	+54	+47
Central Asian countries and Kazakstan	+141	+213	+222	+335	+214	+149	+97
Other European countries (Ukraine, Belarus, Moldova)	-33	+43	+78	+88	+57	+52	+43
Sub-total	+193	+363	+394	+522	+346	+266	+194
Germany	-30	-43	-37	-32	-39	-40	-31
Israel	-10	-11	-8	-9	-6	-9	-7
Other	-9	-14	-10	-10	-8	-7	-8
Total (net migration)	+144	+295	+339	+471	+293	+210	+148

Source: Russian Federation State Committee on Statistics.

Immigration to the Russian Federation, from CIS countries and the Baltic states, by nationality, 1994



Source: Goskomstat of Russia, *The Demographic Yearbook*, Moscow, 1995.

A clear majority of people emigrating from the Baltic states and from central Asia and Kazakstan to the Russian Federation are Russians. Altogether, about sixty five per cent of immigrants from the successor states of the Soviet Union, when categorized by nationality, are Russians. An additional 12 per cent of the immigrants are other nationalities, such as Tatars, Germans or Bashkirs, who are returning to Russia from countries to which they or their forefathers moved in recent decades.

Immigrants from the Caucasus, where civil unrest and war led to large scale movements of Armenians, Azeris and Georgians does not, however, follow this pattern. Indeed, nearly 80 per cent of all of those who emigrate from Armenia to the Russian Federation are national Armenians, whilst from Estonia only 2 per cent of those that emigrate are national Estonians, and 80 per cent are Russians.

In general, the population movements considered above are one-way movements into Russia, whereas those between Ukraine, Moldova and Belarus and the Russian Federation are more complex involving an exchange of population. Many go to the Russian Federation in search of work. Yet, there is also a substantial flow of Russians to these countries.

Capital cities of central Europe

In the early 1990s, the numbers of foreigners residing in the capitals of the countries in transition of central Europe increased dramatically. This change has been most marked in the two cities discussed below. In Prague, the foreign population stood at between 9-11 per cent in 1995, whilst in Budapest the proportion was of the order of 4-6 per cent; in 1989 their percentages were negligible. The new residents consist primarily of two distinct flows. The first is made up of geographically mobile, young, central and eastern European and Asian migrants who are concentrated in areas of unskilled, labour intensive work as well as market trading and catering, even though some might have a secondary or even university education. The second flow consists of generally well educated, relatively young professionals from North America and western Europe. A third significant group are illegal transit migrants. The considerable economic potential, comparatively low unemployment, a large inflow of foreign capital, an increase in the number of tourists, political stability and relatively liberal regulations governing entry into the respective countries, such as visa-free entry for tourists, and, in Hungary, the fact that western managers do not need work permits, all favour international migration.

The size of the communities of the foreign residents is impossible to ascertain accurately because a large proportion of them reside in these cities without some or all of the appropriate legal documentation, and many of them are there only for short periods of time and/or engage in temporary activities in the service sector, construction or petty trading. Nevertheless, reasonably reliable estimates of their numbers can be put together using the official data together with the results of surveys and the knowledge of experts.

Prague

Prague continues to experience a boom in services and construction, creating jobs that cannot be filled by the domestic labour market. Unemployment in Prague stood at about 0.3 per cent in 1995 compared with 3.8 per cent in the Czech Republic. There has also been a huge inflow of capital and foreign firms - at the end of 1994 some 11,300 international and foreign firms operated in Prague.

In addition to the 53,000 foreigners residing in Prague legally at the end of 1995, it is estimated that the undocumented number included 20,000 Chinese; 20,000 Ukrainians; 20,000-30,000 North Americans; 5,000-10,000 west Europeans; and 10,000 transit migrants; these figures also include those who chose to live just outside the city of Prague. Chinese immigrants are generally employed in the growing restaurant trade - Chinese restaurants in Prague increased from 5 in 1992, to 40 in 1994. Preliminary results of a small survey carried out in Prague in November and December 1995 on 70 Ukrainian workers, confirms that most Ukrainian immigrants in Prague are young and came to Prague to find work. They chose Prague because of its geographical proximity, often came to stay with friends or relatives, and work as unskilled labourers in construction and industry. Most claim that they have better living conditions than in Ukraine, at least half confessed to working illegally and stated that they intended to return. Vietnamese migrants tend to be traders with broken or good Czech, who sell clothing and electronics. Their market stalls are usually outside large department stores or in commuter belts.

The western migrant flow consists of North Americans, most of them young, who come to work as consultants, lecturers, teachers of English, businessmen or staff of foreign companies. West Europeans tend to work in foreign and international corporations. Other westerners come as students or to take part in the thriving arts and theatre scene, which has contributed to a growing sub-culture, that also includes bars, restaurants, newspapers and even laundries. The stream of western immigrants have made a visible impression on Prague and it is predicted that relatively wealthy westerners living in the city centre may lead to its further gentrification, a process that has already begun.

These two different immigrant groups share some characteristics, both tend to be predominantly young and male but central European and Asian workers tend to occupy unskilled or semiskilled positions whilst many westerners tend to be professionals. Estimates of the total number of foreigners, including those that are registered, amount to some 120-150,000.

Budapest

Much of the direct foreign investments received by Hungary, which are considerably larger than those of any other central European country, \$4.4 billion in 1995, affect economic activities in Budapest. It is the location of many company headquarters and business services have mushroomed. Further, the unemployment rate in Budapest is relatively low, 5.7 per cent compared to 10.4 per cent for the whole country. These factors, together with favourable social conditions, such as the possible anonymity of a large city and the support of others of the same ethnic group, have made Budapest attractive to migrants.

More than one third of all foreigners with residence permits for more than one year as of April 1995, were in Budapest, i.e. 46,712 persons. In addition, there were illegal workers as well as western managers of foreign companies, who do not need work permits; these people had valid documents and should have applied for residence permits, but did not. Estimates of undocumented foreigners in Budapest range from 40-100,000, thus the total number of immigrants in 1995, which includes legal foreign residents, could have been as high as 150,000.

As in Prague, migrants from the central and eastern Europe and Asia engage mostly in less qualified work in construction, manufacturing and street hawking. The majority of these migrants come from Transylvania. Some have legal work permits, others manage to secure a job through illegal "people markets", well known to foreigners and local employers, a notable one being on *Moskva ter*. Ethnic Hungarians with Romanian citizenship, speak Hungarian and frequently work in construction, often creating joint ventures. They save money, and having completed a job return to Romania to support their family. At times, they combine this with the buying of goods, which they then sell on their return to Romania.

The quality and location of housing is a visible feature distinguishing eastern migrants from the westerners. The latter, who work predominantly for international organizations, transnational companies, banks and insurance companies, live in the best and most expensive parts of the city, as do some of the well-off Russians and Ukrainians. As the housing market is rather restricted, the easterners live in unappealing accommodation with bad quality infrastructure in the poor parts of the city centre, where the cheapest dwellings are available.

Spain

Spain is gradually becoming an immigration country. This process has been taking place since the late 1980s, although it began with a stream of immigrants fleeing the military dictatorial regimes of Latin America and with the establishment of European citizens in coastal areas in the 1970s and early 1980s. Thus far, the proportion of foreign legal residents in Spain, 1.3 per cent out of a total of 39.2 million in 1995, is relatively small compared to other European countries, such as France (6.4 per cent; according to the 1991 census) or Germany (8.6 per cent in 1994). The number of legally registered foreigners increased by almost 100,000, from 430,000 to 526,000, or 22 per cent, between the end of 1993 and 30 June 1996.

The immigrants have come from a wide variety of countries which can be divided into two groups:

1. Immigrants from countries of the European Union, mainly the United Kingdom (67,000) and Germany (44,000), as well as the USA (16,000). The majority of these do not work and many are already retired.

2. The number of economic migrants is estimated to be about 300,000. Approximately one third are recent arrivals from Africa, mainly from Morocco (78,000), but also from Algeria, the Gambia, Cape Verde and Senegal. This flow is increasing rapidly and consists largely of unqualified workers who carry out menial jobs. Another third came from Latin America. The first wave consisted of those escaping the dictatorships in the Southern Cone, Argentina and Chile. They tend to have good economic status, are well qualified, are already well integrated and many have acquired Spanish citizenship. More recent arrivals came from central America (e.g. the Dominican Republic, 17,000) and the Andean countries (e.g. Peru, 17,000). These tend to be less qualified and they are frequently employed as domestic servants. The remainder of the economic migrants came from, in order of magnitude, Asia, Portugal, and central and eastern Europe.

The number of irregular immigrants in 1996, all be they difficult to estimate, seem to be smaller than in the early 1990s, and smaller than many might assume. Recent estimates put this figure at between 50 and 65,000; they still account for 25-30 per cent of immigrants. This figure includes up to 30,000 asylum seekers who arrived after 1991 and whose requests were not approved. The majority of the remainder consists of some 25 to 30,000 who lost their legal status, possibly because of the rigidities of the previous administrative system, and many of these may be able to regain their legal status during an ongoing regularization process (see below). Finally, there is a small group of persons, who indeed entered the country illegally, or whose visas have expired. The notion of "an invasion from the South" is not substantiated, and the image of large numbers of "*pateras*" i.e. small boats crossing the Gibraltar Straits, overloaded with illegal immigrants, whilst important in terms of human suffering, accounts for a small number of arrivals.

Several reasons account for the small number of irregular immigrants. In 1991, the status of 108,000 undocumented/illegal foreigners was regularized. Since 1991, visas have been required for the Maghreb and Latin American countries. Since 1995, stricter border controls have been implemented as part of the Schengen Agreement. In 1994 and 1995, annual labour quotas were established, 20,000 in each year which, however, were mainly used to regularize the legal status of workers already in Spain. A new regularization process was implemented in 1996, and this was designed to regularize the legal status of workers (and their family members) whose work permits had expired.

Despite the high level of unemployment of nationals, there is a considerable demand for immigration labour due to labour market segmentation; immigrants take on low paid and demanding jobs that nationals will not consider. These jobs are mainly in domestic service, the hotel trade, agriculture, construction and industry. Those in agriculture frequently work as temporary labourers moving from one part of the country to another.

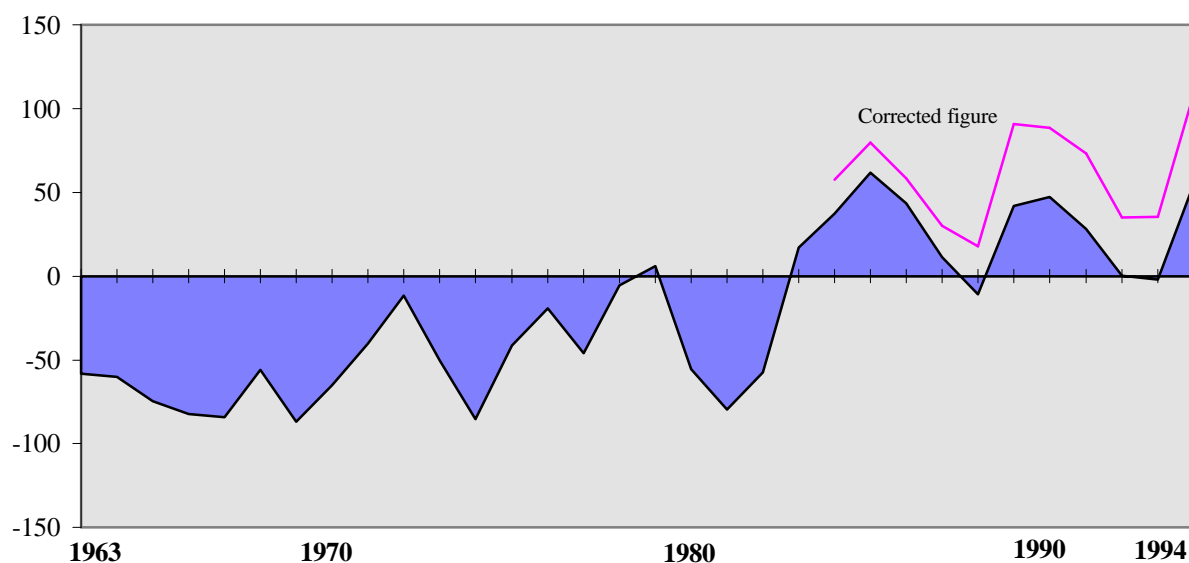
Migration policies started to take form in 1991, following a unanimously approved Parliamentary Declaration which laid down the guiding principles. Although relatively restrictive, they do not close the door to foreign labour altogether. The official position is that those "who are in demand on the labour market and that society can integrate" can be admitted. Accordingly, the Government establishes annual admission quotas, which presumably also help to keep numbers of irregular migrants low.

Official attention has also been given to integration since 1993, when Parliament approved a *Plan of Social Integration of Immigrants* dealing with the acquisition of citizenship, participation in social and political life, employment, education, learning Spanish, etc. Obviously the integration process is not without difficulties, due to lack of administrative experience and an insufficient appropriate infrastructure, as well as some of the socio-demographic and labour characteristics of the immigrants.

United Kingdom

Traditionally, the United Kingdom has been a country of emigration. Most emigrants went to the countries of the Old Commonwealth and to the United States. This changed after the Second World War when large numbers of immigrants began to arrive from the remaining colonies and other countries in the New Commonwealth, notably the West Indies, the Indian sub-continent and more recently Africa. Emigration continued, although at a lower level in the 1960s when net emigration was about 100,000 per year to the United States, Canada and Australia. By 1971, the New Commonwealth immigrant population stood at 1.3 million. In 1988, large numbers of asylum seekers, began to arrive in the United Kingdom and their numbers rose dramatically, peaking at 73,400 in 1991, including dependents. Over a period of less than 50 years the nature of British international migration had substantially changed and the United Kingdom had become a country of immigration.

Net immigration in the United Kingdom, 1963-1994
(In thousands)



Note: Data for net immigration comes from the International Passenger Survey. The corrected figure takes account of "visitor switches" that is, those who remained in the United Kingdom because they married or claimed asylum having entered as short term visitors. This figure also includes an estimate of net migrants from the Republic of Ireland.

Source: International Passenger Survey and Home Office.

The net increase to the United Kingdom population due to international migration during the period 1990-1994 amounted to some 340,000 people. Current immigration flows tend to be young and consist of male workers who are later joined by their dependants. "Family formation migration", whereby the migrant's right to remain stems from marriage to a person settled in the United Kingdom is increasing. These amounted to some 30,000 immigrants in 1992, one-third of whom were men. In addition, approximately 30,000 work permits are issued annually. Forty per cent of these are long-term, the majority of which are in managerial occupations. Also, on average 50,000 asylum seekers per year came to the United Kingdom during the period 1990-1994. A significant proportion of these were not granted refugee status, yet most are believed to remain in the United Kingdom. In 1996, the number of claimants has been declining.

The first Aliens Act was passed in 1905 and restricted entry to certain classes of persons, notably those with infectious diseases and criminal records. It was not until after the First World War, and the Immigration Acts of 1914 and 1919 that more general controls defining the circumstances under which aliens might be permitted to enter the country were introduced. Under this legislation Commonwealth and British citizens preserved the same right to enter freely the United Kingdom, whilst foreign workers required special work permits. This open access to all Commonwealth citizens, who numbered more than fifteen times the national population, generated a great deal of political debate, once immigrants from the Commonwealth started to arrive in the late 1940s, but it was not until 1962, that the Commonwealth Immigrants Act restricted entry of Commonwealth citizens to dependants of those already resident in the United Kingdom, and holders of work vouchers and their dependants. Although initially reduced by this measure immigration from the Commonwealth remained significant. The Immigration Act, 1971, then applied the same controls to Commonwealth citizens as those imposed upon foreign citizens. This also led to a decline in immigration. Over the last decade, immigration from the New Commonwealth has been increasing.

The latest immigration legislation, the Asylum and Immigration Act, 1996 received Royal Assent on 24 July 1996. It was a further response to the large numbers of asylum seekers that began to arrive in the 1980s. Previous legislation to restrict the arrivals of new asylum seekers, the The Asylum and Immigration Appeals Act, 1993 was intended to speed up decisions. It was, however, followed by a doubling in the number of claims from 1993 to 1995. This was probably due to a combination of a back-log of applications, delays caused by a new generous appeal procedure, and the introduction of more effective measures in other countries. The new legislation confirms the 1995 administrative ruling, which restricted access to welfare and housing benefit primarily to those who claimed asylum on arrival, and introduced an accelerated procedure for claimants from safe countries and for manifestly unfounded cases. In addition, under this legislation claimants from safe third countries will be returned there, and must conduct any appeal against this decision from there.

Ethnic minorities, half of whom were born in the United Kingdom, amounted to around 5 per cent of the population in 1991, some 3.1 million people (Census, 1991). Integration policy is based on race relations and anti-discrimination legislation. It takes a multi-cultural approach and is policed by the Committee for Racial Equality. Funds, mostly from local authorities are available for the pursuit of cultural activities, particular to the various ethnic communities and for the teaching of both English and ethnic languages.

MEETINGS

Mediterranean Conference on Population, Migration and Development, Palma de Mallorca, 15-17 October 1996

The Conference was organized at the invitation of the Council of Europe and with the support of the Spanish Government and the local authorities. The main objective of the Conference was to promote a dialogue between Europe and the South and East Mediterranean regions on the following questions:

- Demographic trends in the North and South Mediterranean;
- Migration flows towards Europe, their causes, their effects on countries of origin and destination;
- The relationship between economic development and migration, the role and effectiveness of cooperation and future prospects for partnership between the North and South.

More than 200 participants attended the Conference, including policy makers, researchers, members of local governments, international organizations, and NGOs. The Conference was organized around four panels, which dealt with: migration trends; population dynamics, development and emigration from the South; immigration, population dynamics and labour markets in the North; and development, cooperation and migration. In addition, during the Conference, a forum dedicated to the local and regional dimensions of migration was organized.

Towards the end of the Conference, the rapporteur presented a summary of the main proposals for action, which was formulated during the discussions by the authors of the background documents. These proposals concerned: (i) the development of better information, on a continued and comparative basis, on the causes and consequences of existing disequilibrium between countries of the North and the South; (ii) the reinforcement of the regional institutions of the South; and (iii) the development of a new partnership between North and South, which implies a modernization of the political, academic and social structure in the South and an extension of the support of the North to new forms of cooperation with the South in the spirit of the recent conference of Barcelona.

NOTE

The designations employed and the presentation of the material in this publication do not imply the expression of any opinion whatsoever on the part of the Secretariat of the United Nations Economic Commission for Europe concerning the legal status of any country, territory, city or area or of its authorities, or concerning the delimitation of its frontiers or boundaries.

This issue of the *Bulletin* was compiled and edited by Tomas Frejka with the assistance of Rosina Bisi. The Population Activities Unit appreciates receiving comments from readers. We would like to know about the specific needs of readers for data and analysis so that we can provide more useful information. Please address all comments and suggestions to Miroslav Macura, Chief, PAU/DEAP/UN/ECE, Palais des Nations, CH 1211 Genève 10, Switzerland. Telephone: +41 22 917 2476. Telefax: +41 22 917 0101. E-mail: miroslav.macura@unece.org