

Max Planck Institute for Demographic
Research, Rostock, Germany

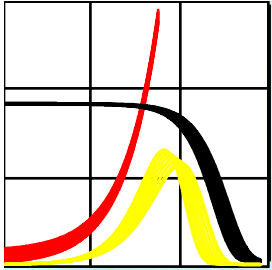
www.demogr.mpg.de

Recent trends in the formation of
marital and non-marital unions in Russia,
Romania, Bulgaria, and Hungary

Jan M. Hoem, Aiva Jasilioniene,
Dora Kostova, Cornelia Muresan

G G P
Generations & Gender
Programme

*How generations and gender shape demographic change
Geneva, 14-16 May 2008*



THEORETICAL FRAMEWORK

Manifestations of the Second Demographic Transition:

- decline in marriages
- postponement of marriage
- increase in cohabitation
- increase in non-marital births
- decline in fertility
- postponement of childbearing
- increase in union disruption

Due to
a change of
values

(Lesthaeghe & van de Kaa 1986; Lesthaeghe & Surkyn 2002)

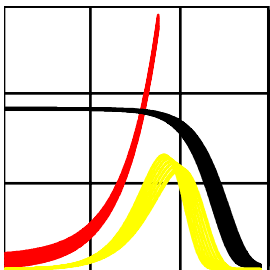
Our focus

First union:
conventional marriage
vs.
non-marital cohabitation



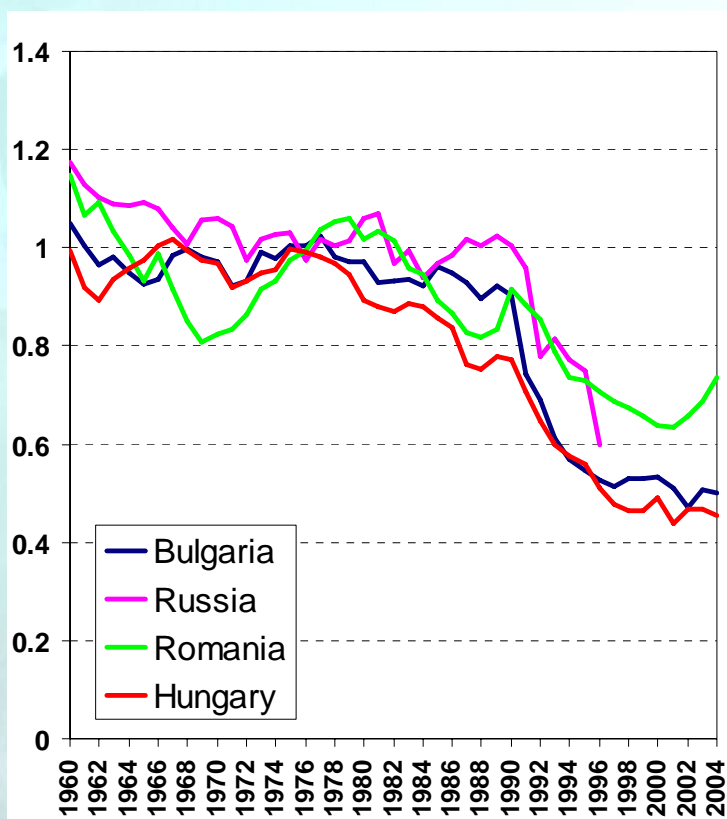
Generations & Gender
Programme

*How generations and gender shape demographic change
Geneva, 14-16 May 2008*

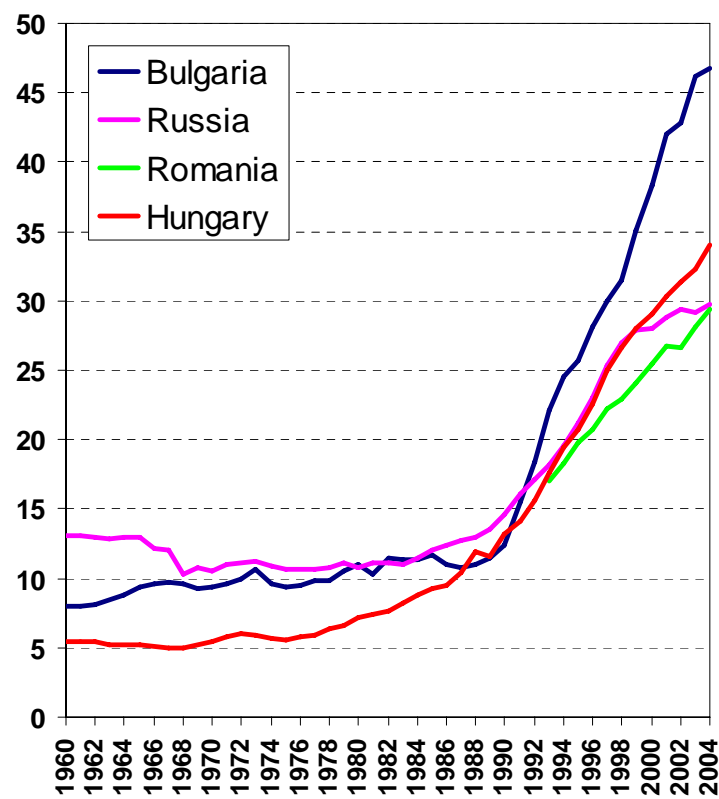


DEMOGRAPHIC TRENDS

Total female 1st marriage rate 1960-2004



Non-marital births, % 1960-2004

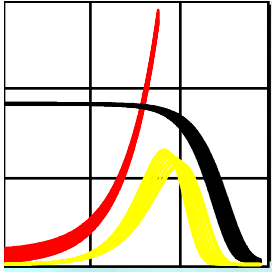


Data source: Council of Europe 2006



Generations & Gender Programme

How generations and gender shape demographic change
Geneva, 14-16 May 2008



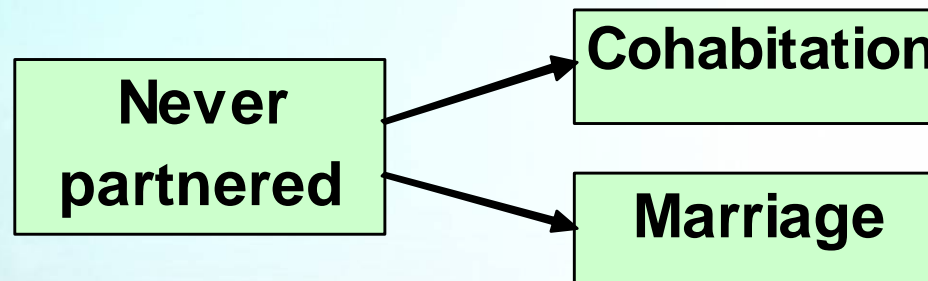
DATA AND METHOD

Bulgaria (2004), Russia (2004), Romania (2005):

1st round of the GGS

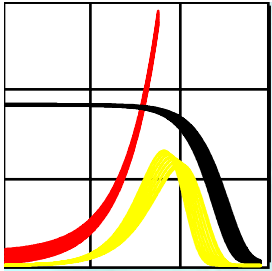
Hungary (2001/2002):

the survey "Turning points of the life-course"



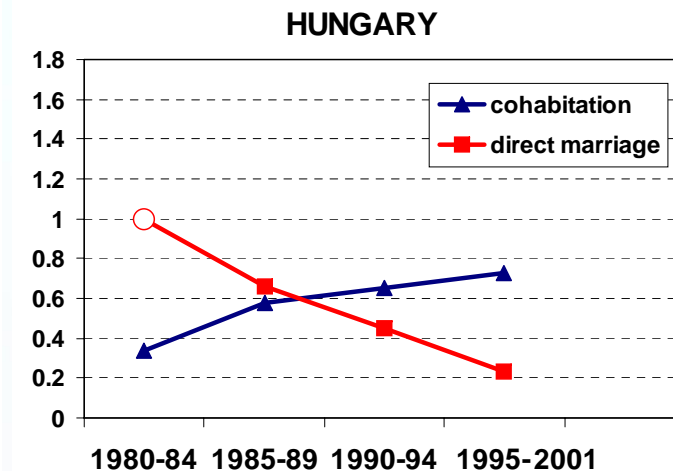
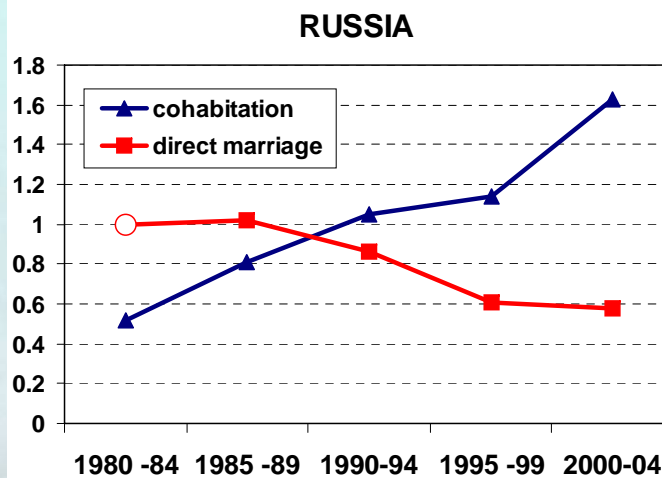
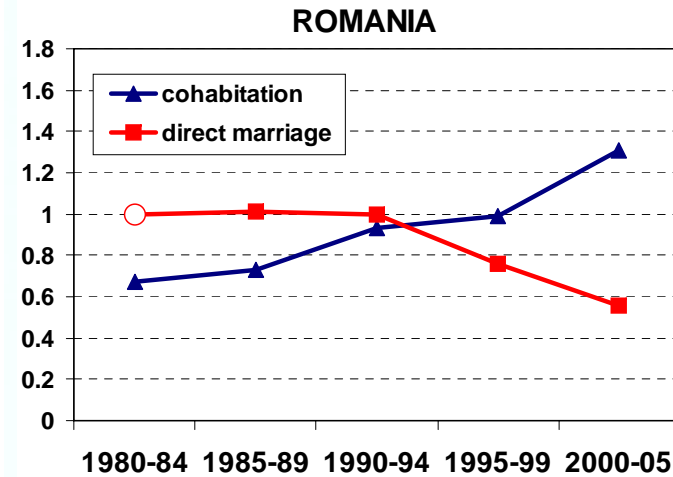
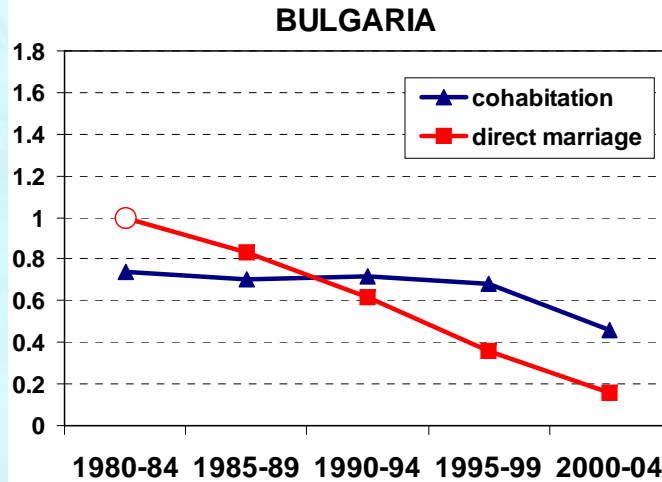
Special contribution – we study entry into non-marital and marital unions jointly and compare the two competing transitions directly.





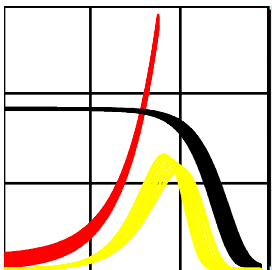
EMPIRICAL RESULTS (1)

Trends in the risk of union formation since 1980 by type of union, non-pregnant childless women



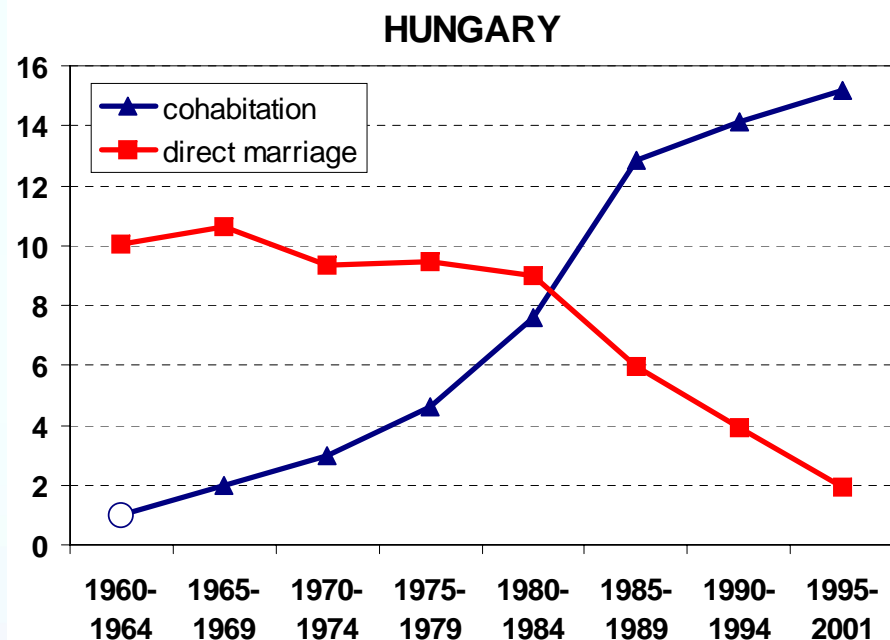
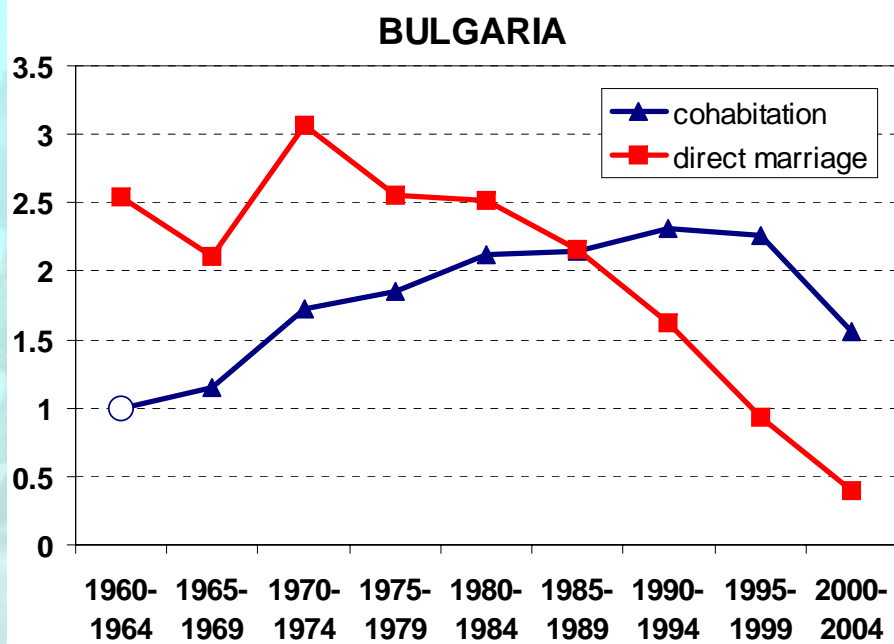
Generations & Gender Programme

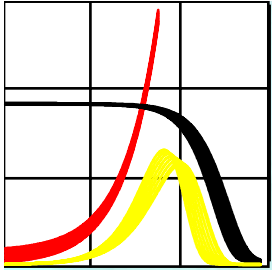
*How generations and gender shape demographic change
Geneva, 14-16 May 2008*



EMPIRICAL RESULTS (2)

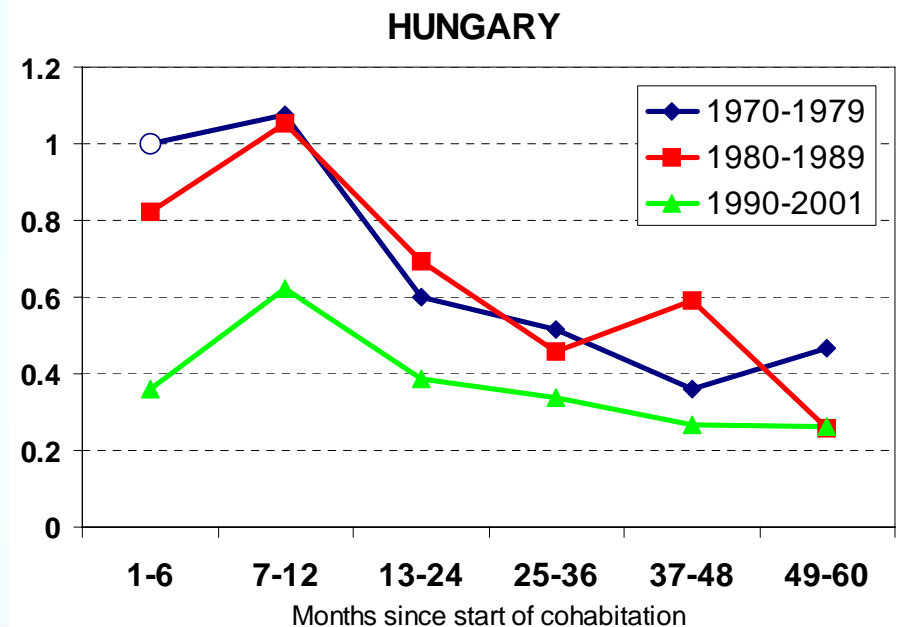
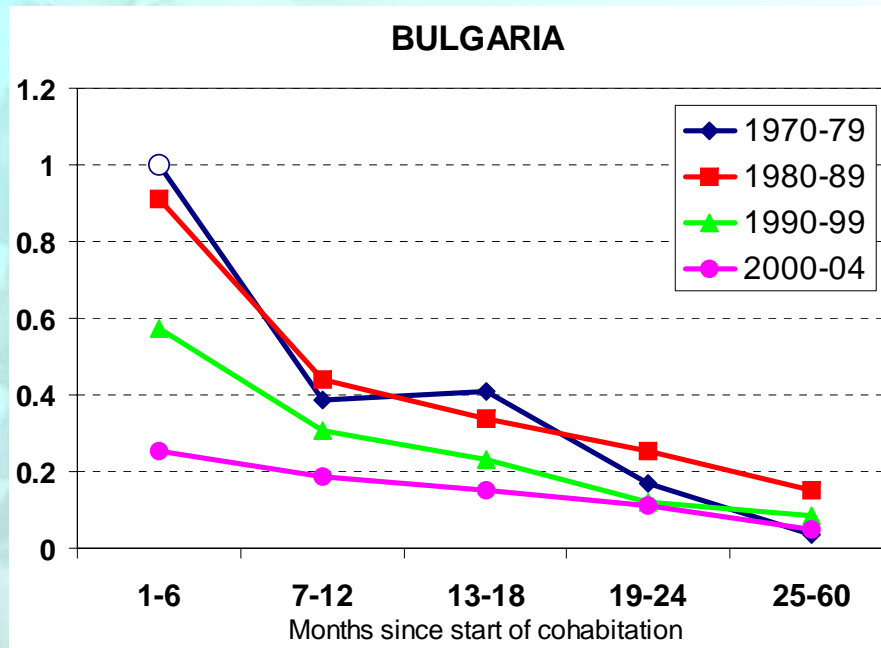
Trends in the risk of union formation since 1960 by type of union, non-pregnant childless women

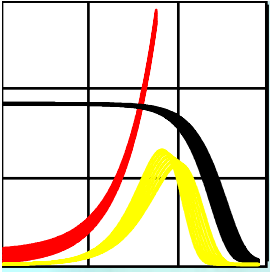




EMPIRICAL RESULTS (3)

Relative risks of conversion of non-marital union into marriage, by union duration

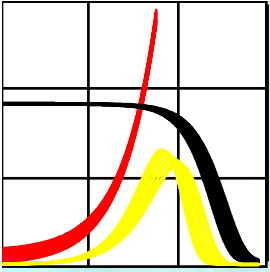




CONCLUSIONS (1)

- Marriage formation has dropped in all four countries since the fall of communism and sometimes before.
- Consensual unions have gained ground, with the single exception of Bulgaria.
- In Bulgaria and Hungary, consensual unions have progressively stayed consensual the transformation into marriage has decreased.
- Our descriptive results should be interpreted with some caution → for the perception of a consensual union has varied across countries and has changed over time.

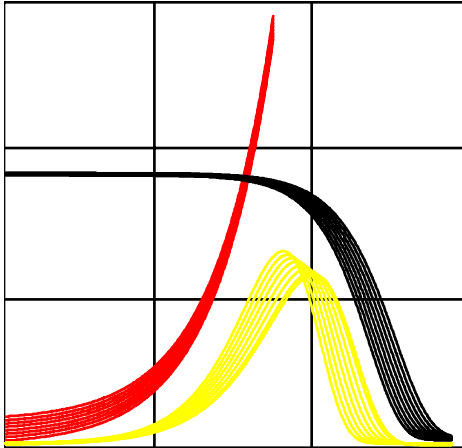




CONCLUSIONS (2)

- The SDT is *not* a unitary movement.
 - Why do the countries differ and how do these differences fit with the economic and social developments in these countries? → questions for future research
- Our results reinforce similar observations made by Lesthaeghe & Surkyn (2002), Gerber & Berman (2005), Zakharov (2005), Spéder (2006) et al. and put them on a firmer empirical ground.
- It is no longer possible to ignore consensual unions when considering marital status and family living arrangements and developing family-related policies.





Max Planck Institute for Demographic
Research, Rostock, Germany

www.demogr.mpg.de

Thank you for your attention.

GGP

Generations & Gender
Programme

*How generations and gender shape demographic change
Geneva, 14-16 May 2008*