

M A : I M I

Monitoring Implementation of RIS MIPAA

3rd meeting of the UNECE Working Group on Ageing
22-23 November 2010, Geneva



EUROPEAN CENTRE
FOR SOCIAL WELFARE POLICY AND RESEARCH
AFFILIATED TO THE UNITED NATIONS

• EUROPÄISCHES ZENTRUM •
FÜR WOHLFAHRTSPOLITIK UND SOZIALFORSCHUNG
IN ZUSAMMENARBEIT MIT DEN VEREINigten NATIONEN

• CENTRE EUROPÉEN
DE RECHERCHE EN POLITIQUE SOCIALE
AFFILIÉ AUX NATIONS UNIES

Overview of MA:IMI work activities in 2010

		2010							2011
		January	February	March	April	June	August	September	
Indicators							Updated		Active ageing?
Publications	Gender	Women`s Work and Pensions book published							
	LTC				Policy Brief			Policy Brief	Book update
Events	Gender			Conf. Paris					
	LTC		Conf. Budapest						
Monitoring RIS website			Regular update		Regular update	Regular update		Regular update	Data update
MA:IMI Newsletter				Issue Spring		Issue Summer		Issue Autumn	

What follows...

- **Gender-specific indicators**
- **Long-term care indicators**
- **Monitoring RIS website**
- **Mainstreaming Ageing Newsletter**

What follows...

- **Gender-specific indicators**
- Long-term care indicators
- Monitoring RIS website and Mainstreaming Ageing Newsletter

Gender-specific indicators



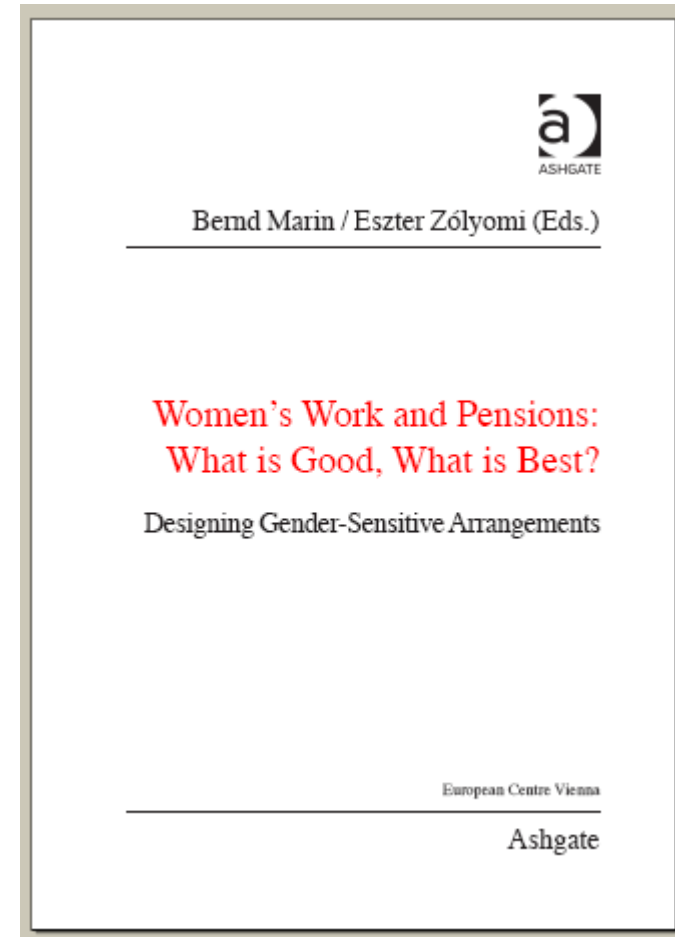
2009

- List of gender-specific indicators
- Methodological notes

2010

- “Women’s Work and Pensions“ book published
- Workshop “The Gender Dimension of Retirement“ (Paris, France)

2011 – Policy Briefs



Gender-specific indicators - Poverty



The aim:

- To capture gender differences in the level of old age poverty across European countries
- To highlight cross-country variations

Using standard and alternative measures of poverty

Data and poverty measures used:

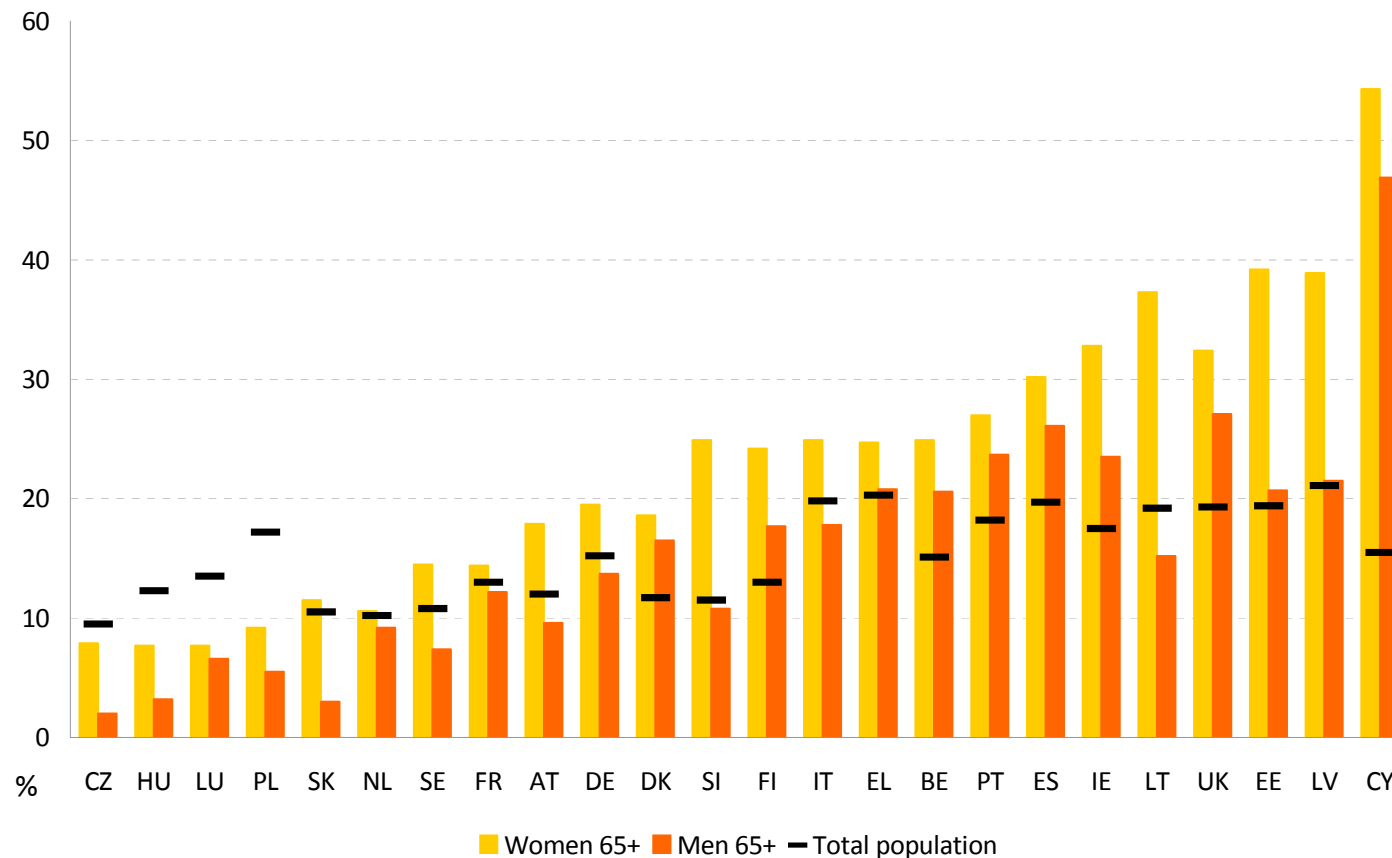
- EU-SILC 2007
- Reference year: 2006
- Sample size: 513,907 (total), 82,958 (65+)
- Country coverage: EU 24 (RO, BG, MT – not part of EU-SILC; IS, NO – not EU)
- Poverty measures and indicators:
 - Income poverty: At risk of poverty rate
 - Material deprivation: Material deprivation rate

Gender-specific indicators - Poverty



Elderly women face a higher risk of poverty than men

At risk of poverty rate of older men and women (aged 65 and over)



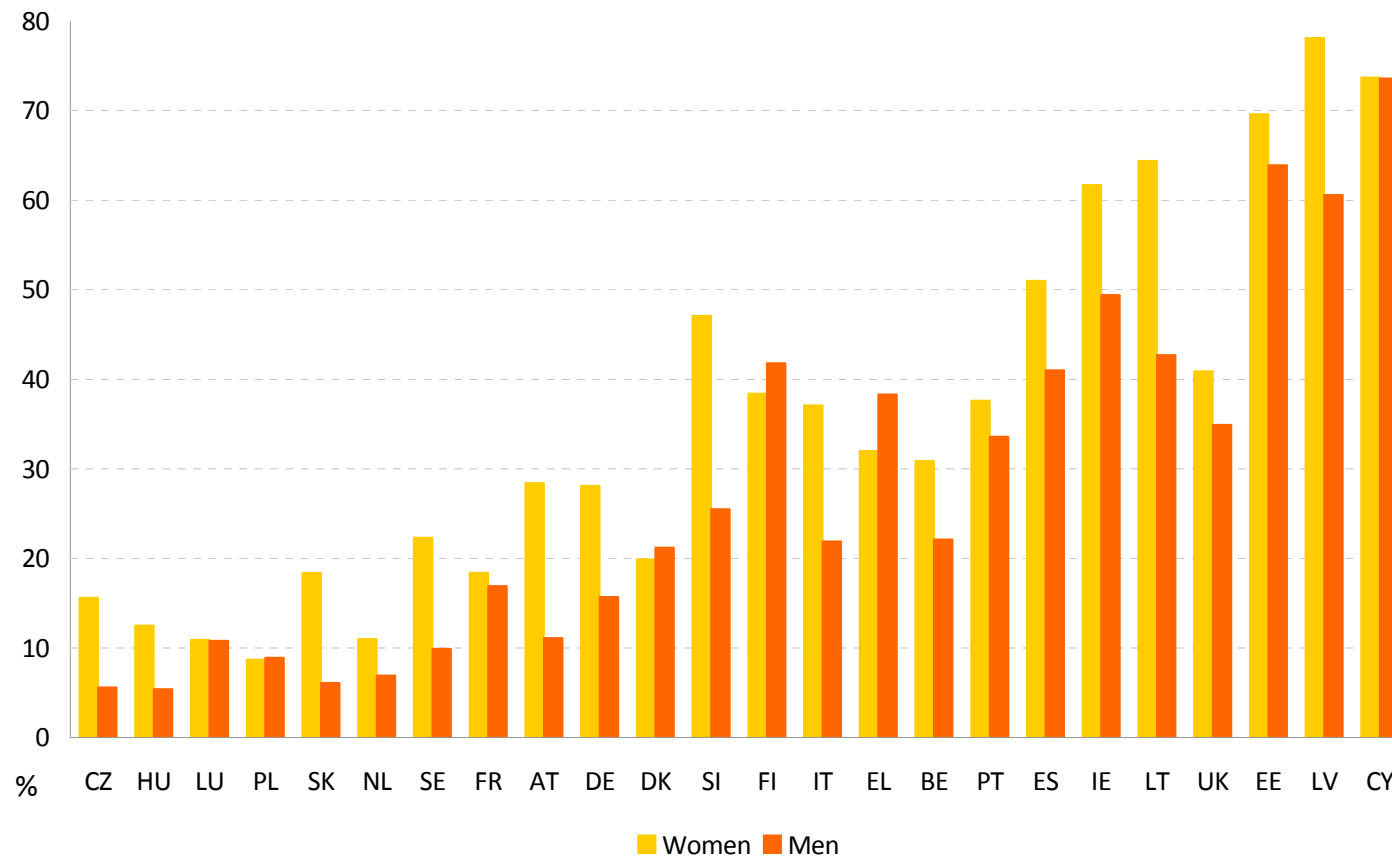
Source: Eurostat and Own calculations based on EU-SILC 2007

Gender-specific indicators - Poverty



Living alone increases the risk of poverty

At risk of poverty rate of older men and women (aged 65 and over) living in single households



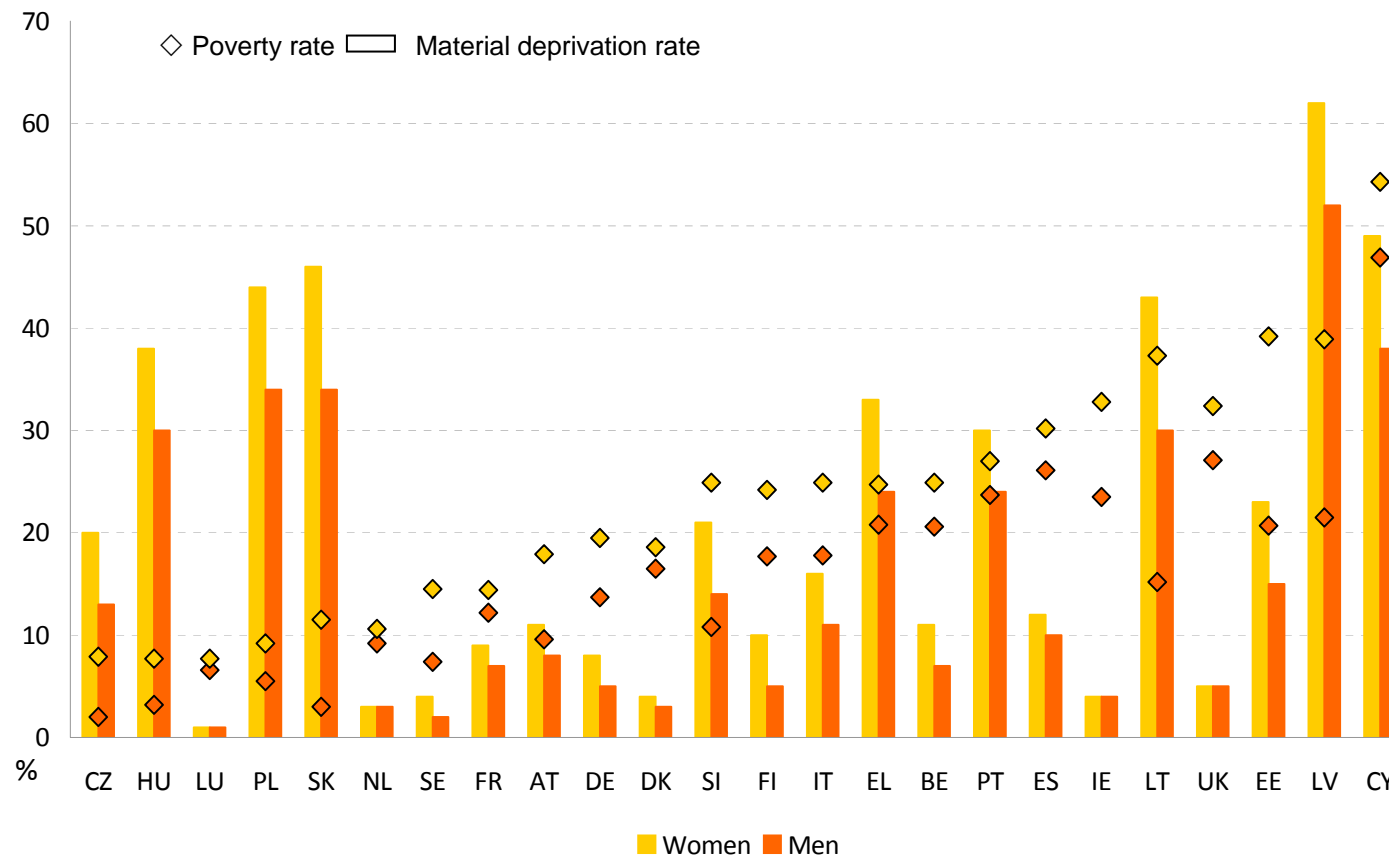
Source: Eurostat and Own calculations based on EU-SILC 2007

Gender-specific indicators - Poverty



At risk of poverty rate vs. Material deprivation rate

Relative vs. Absolute measure



Source: Eurostat and Own calculations based on EU-SILC 2007

Gender-specific indicators - Poverty



Age effect ?

Indexation of pensions in payments important for women because they tend to live longer than men (adequate safety nets in retirement)

Cohort effect ?

shorter labour market history, unpaid work, career breaks (provision of pension credits for caring responsibilities – children, elderly relatives)

Lower pension ages for women result in fewer years of pensions contributions (equalisation of pension age)

Compositional effect ?

Many widows among older age groups of women (survivors' benefits)

Lowest gender differentials in poverty - the case of the Netherlands

- universal, residence-based basic pensions
- wage indexation
- periods of childcare are automatically covered
- same pension age for women and men
- generous survivors' benefits

What follows...

- Gender-specific indicators
- **Long-term care indicators**
- Monitoring RIS website and
Mainstreaming Ageing Newsletter

Long-term care indicators



2009

- List of long-term care indicators
- Methodological notes
- International Expert Meeting on “Monitoring Long-Term Care for the Elderly“ (Jerusalem, Israel)
- Book “Facts and Figures on Long-term Care: Europe and North America

2010

- Workshop "Long-term care in Europe - discussing trends and relevant issues" (Budapest, Hungary)
- Two European Centre Policy Briefs on long-term care: one on informal care and one on paying for long-term care (www.monitoringris.org)

2011 – Update of the publication “Facts and Figures on Long-term Care“

“A long-term care policy that ignores informal caregivers neglects the elephant in the room“
(Josh Wiener)

Long-term care indicators – Informal care



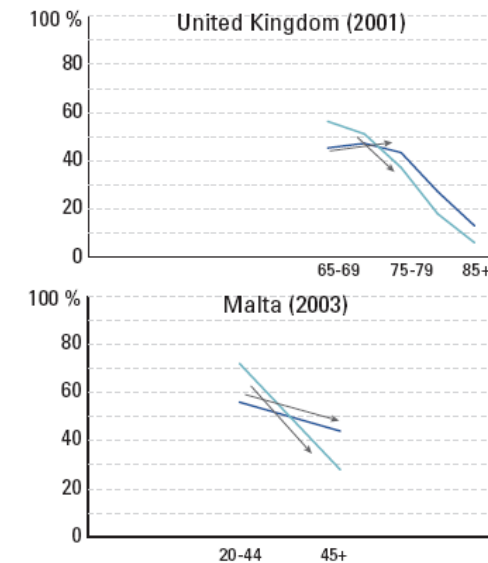
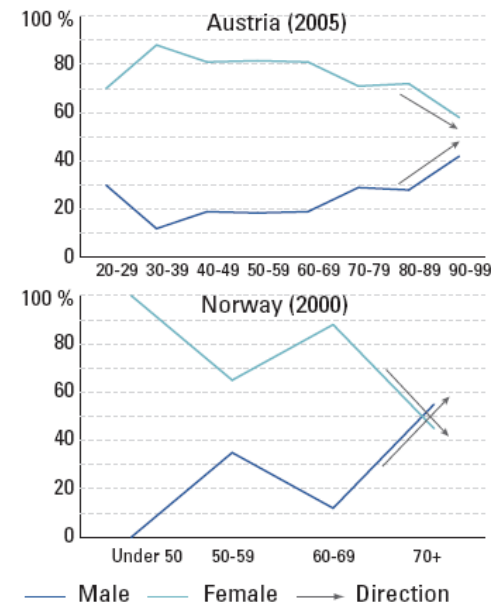
A portrait of informal carers in Europe

- Women
- Late 40s till early 60s
- Not employed (country diversity)
- Family members:
 - Daughters;
 - Spouses



Targeted by EU
Employment Policies

Men also care



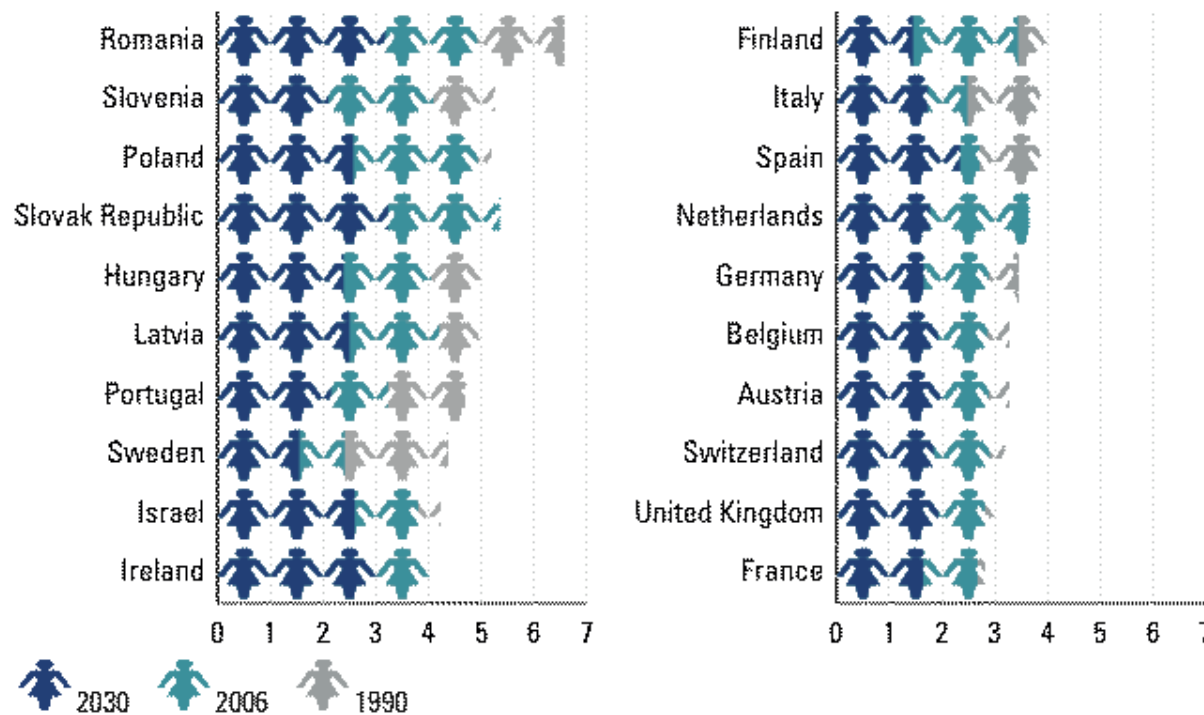
Source: EUROFAMCARE National Background Reports (NABAREs) for Malta and Norway (2004); national sources for Austria and the UK; and Huber, Rodrigues, Hoffmann, Gasior and Marin (2009)

Long-term care indicators – Informal care



Demographics alone may change the current profile

“Support ratio“ : number of women aged 45-64 for each 80 year-old (2005/2006)



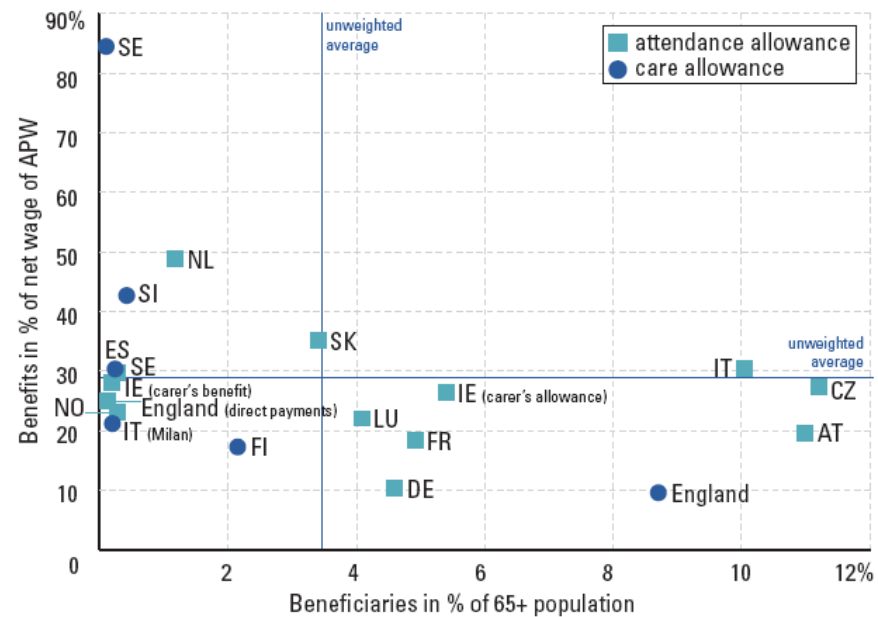
Source: Eurostat

Long-term care indicators – Informal care



Providing cash for carers

Relative generosity of cash benefits (care allowances and attendance allowances) from which carers may benefit



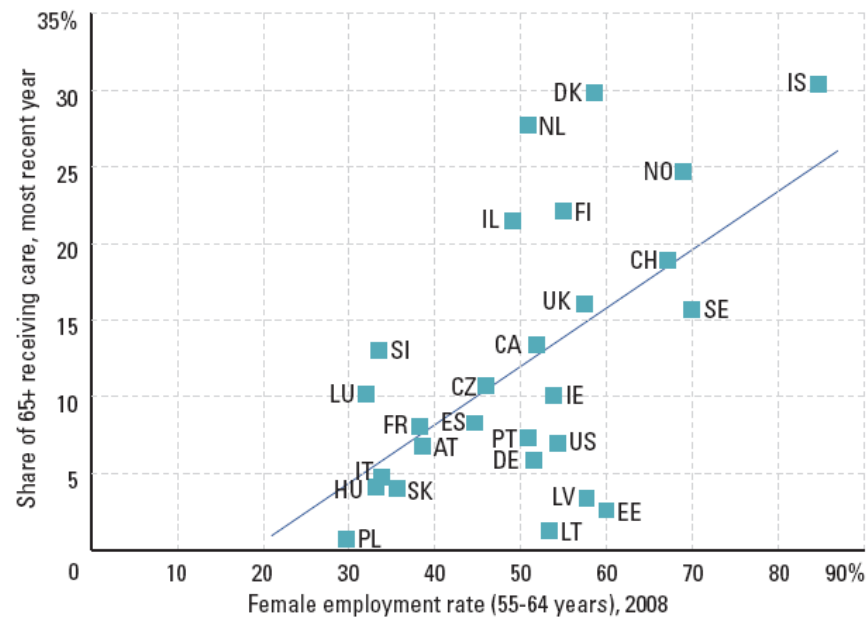
Source: Adapted from Huber, Rodrigues, Hoffmann, Gasior and Marin (2009), Eurostat and OECD

Long-term care indicators – Informal care



Care services may improve the conciliation of employment and care duties

Availability of care services and female employment rate (55-64 years)



Source: Huber, Rodrigues, Hoffmann, Gasior and Marin (2009), Eurostat and OECD

What follows...

- Gender-specific indicators
- Long-term care indicators
- **Monitoring RIS website and
Mainstreaming Ageing Newsletter**

Monitoring RIS website



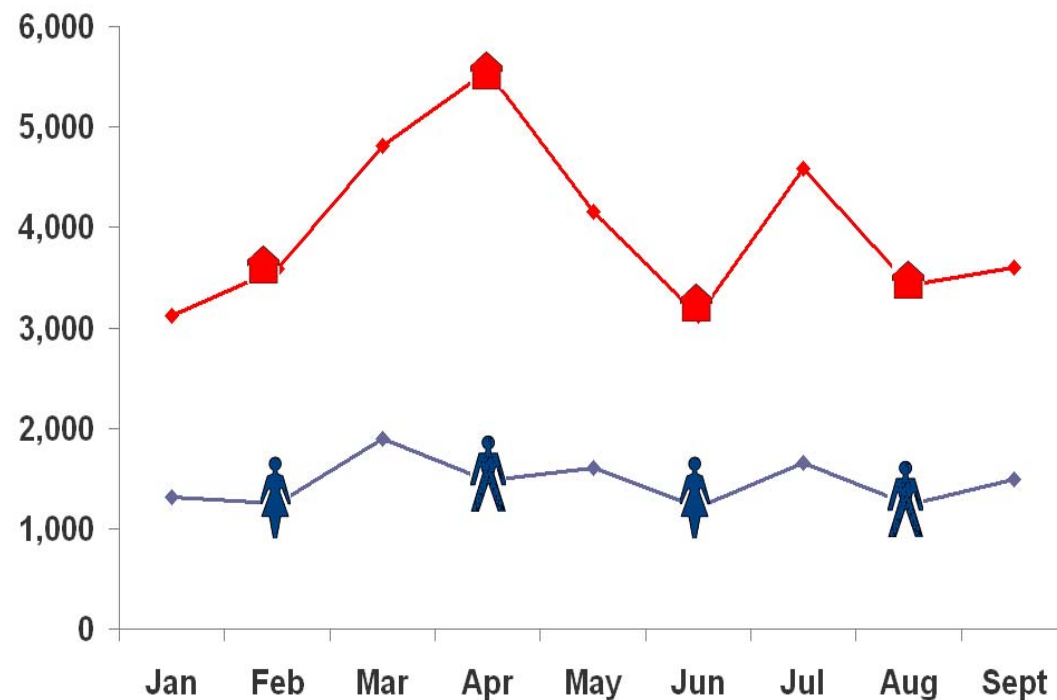
2009 – Major reorganisation of the website (structure/layout & contents)

2010 – Regular bi-monthly website updates based on feedback, suggestions and contents sent by National Focal Points and other stakeholders (i.e. NGOs)

Some statistics:

1,459 visitors
from **74** countries
visited **3,997** pages
in the **first half of 2010**.


59% of visitors accessed the website **directly** or **via bookmark**.
One-third from **search engines**.
6.8% linked from **other websites**.




Monitoring RIS website



2011 – Further develop content organised under “Indicators“



Updating of the “Country Profiles“ based on the updated information on existing mainstreaming ageing indicators



Using interactive charts to disseminate selected set of indicators by Commitment (RIS):

- Mainstreaming Ageing Indicators;
- Gender-specific indicators; and
- Long-term care indicators

Mainstreaming Ageing Newsletter



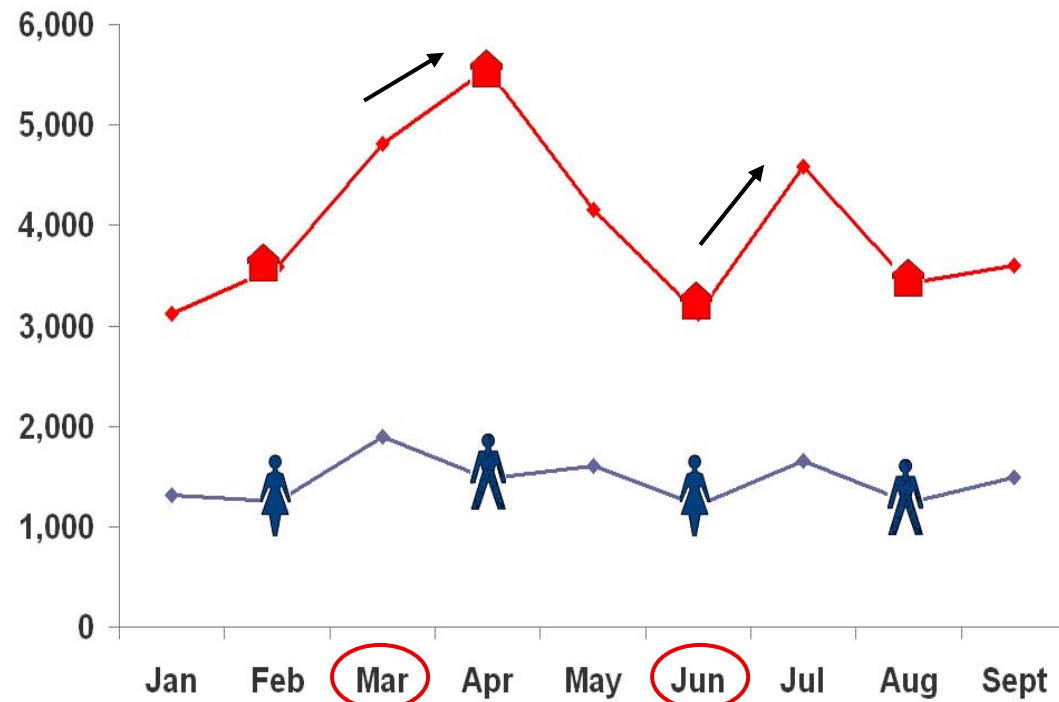
2009 (December) – First newsletter issue published (theme: LTC)

2010 – Newsletter published every 3 months; each issue on a different topic (i.e. Women, work and pensions, Quality of life in old age)

Some statistics:

Issue Spring 2010: **924** downloads (March – September)
Issue Summer 2010: **529** downloads (June – September)

The newsletter can be downloaded from the [Monitoring RIS website](#) tempting viewers to visit other website contents, as well !



Mainstreaming Ageing Newsletter



Some positive feedback on the newsletter so far...

“...these newsletters are very interesting and I circulate them (and much of your other material) to third sector organisations.”

“I am pleased that one of my colleagues has sent me this link. I would be pleased to be on the subscription and then make the link through our membership of organizations that represent millions of older people.”

“...the content looks very attractive and varied.”

“It provides valuable information about recent reports and upcoming events, with just the right amount of information to tempt readers to read "More". Thank you for this excellent newsletter. Please place me on your e-mail subscription list.”

We would like to know what YOU think !

- Do you think it is a good idea to have each issue on a different theme?
- Do you have suggestions on further topics that could be covered?
- Do you find the information interesting and useful?
- Do you have suggestions on how to improve the newsletter content and layout?