

IVM Institute for Environmental Studies

Information map UNECE

Workshop 6-7 June 2013

IVM, Room C-541 and C-543



IVM
Institute for Environmental Studies
VU University Amsterdam
De Boelelaan 1087
1081 HV AMSTERDAM
The Netherlands
T +31-20-598 9555
F +31-20-598 9553
E Info.ivm@vu.nl
I www.ivm.vu.nl

Useful information

1 Insurance

You are responsible for arranging full **medical insurance** (and travel insurance if you wish) for the entire duration of your stay in the Netherlands. This is normally a requirement for obtaining a visa. Also consider taking out travel insurance for personal belongings.

2 Hotels

NH Amsterdam Centre

Stadhouderskade, 7.

1054 ES Amsterdam

T +31.20.6851351

I <http://www.nh-hotels.com/nh/en/hotels/the-netherlands/amsterdam/nh-amsterdam-centre.html>

Public transport from Schiphol (Amsterdam) Airport to the hotel

At the airport, follow (yellow) signs to the train station.

- Before boarding, buy a one-way **train ticket to Amsterdam Central Station** (€ 3.80, 2nd class tickets) from the ticket windows. Trains leave very frequently from the platforms below.

Take either **Tram 1** in the direction of Osdorp de Aker; **Tram 2** in the direction of Nieuw Sloten or **Tram 5** in the direction of Amstelveen Binnenhof (right, west side of the station) and get out at the “**Leidseplein**” stop. Price tram ticket € 2.80.

Train trip is ca. 18 min., tram trip is ca. 15 min.



Park Plaza Vondelpark

Koninginneweg 34-36

1075 CZ Amsterdam

The Netherlands

T +31 (0) 20 664 6111

F +31 (0) 20 573 7130

I http://www.parkplaza.com/amsterdamnl_vondelpark

Public transport from Schiphol (Amsterdam) Airport to the hotel

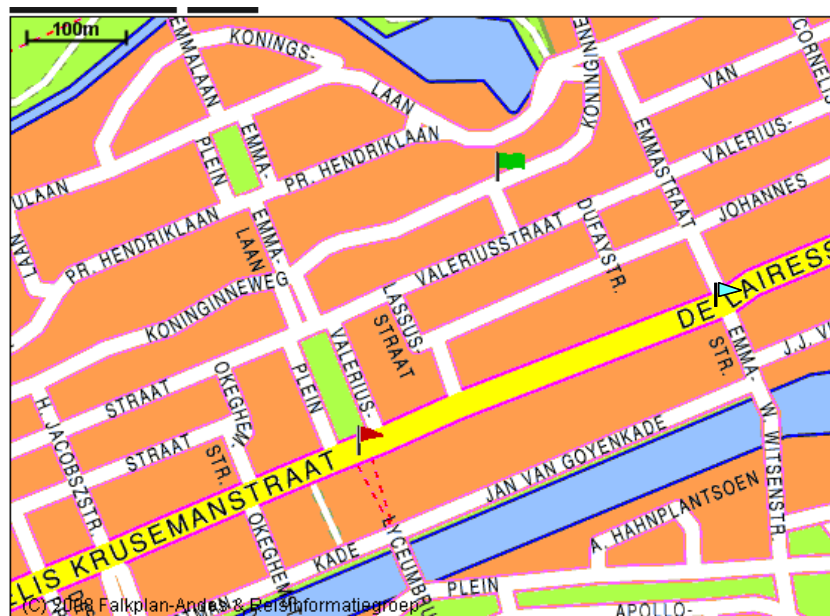
At the airport, follow (yellow) signs to the train station.




- Before boarding, buy a one-way **train ticket to Amsterdam Central Station** (€ 3.90, 2nd class tickets) from the ticket windows. Trains leave very frequently from the platforms below.

Take Tram 16 in the direction of VU Medisch Centrum from in front of the Central Station (left, east side) or **Tram 2** in the direction of Nieuw Sloten (right, west side) and get out at the “**EMMASTRAAT**” stop.

Train trip is ca. 18 min., tram trip is ca. 15 min.

- Take **Connexion bus 310** in the direction of Amsterdam in front of Schiphol train station and alight at Amstelveenseweg (€2.30, about 15 minutes). Take **Tram 16** in the direction of Centraal Station and alight at **EMMASTRAAT** (€ 2.80, about 10 minutes) and walk to the hotel (3 minutes).



-  Koninginneweg 36 in Amsterdam
-  Valeriusplein/C Krusemanstraat in Amsterdam
-  Emmastraat/De Lairesestraat

Memphis Hotel

De Lairessestraat 87
1071 NX Amsterdam
T +31-(0)20-6733141
I www.greshammemphishotel.com

Public transport from Schiphol (Amsterdam) Airport to the hotel

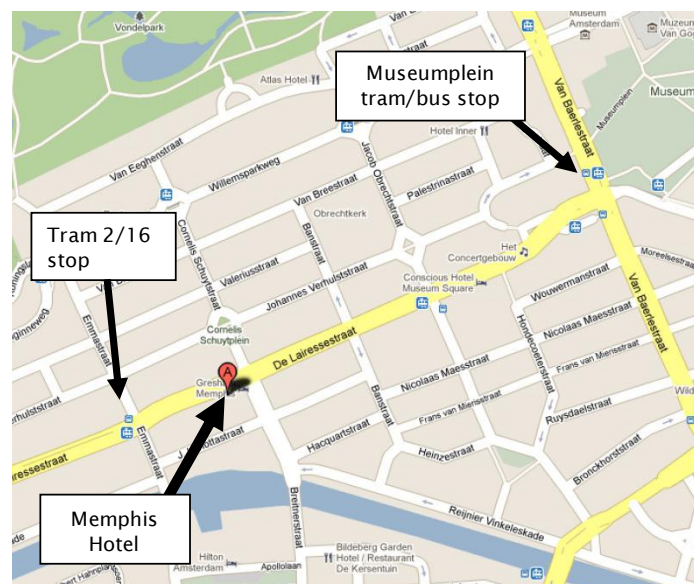
At the airport, follow (yellow) signs to the train station.

- Before boarding, buy a one-way **train ticket to Amsterdam Central Station** (€ 3.80, 2nd class tickets) from the ticket windows. Trains leave very frequently from the platforms below.

Take Tram 16 in the direction of VU Medisch Centrum from in front of the Central Station (left, east side) and get out at the “**EMMASTRAAT/DE LAIRESSESTRAAT**” stop, which is 100m from the Memphis Hotel (€ 2.80).

Train trip is ca. 18 min., tram trip is ca. 15 min.

- Take Connexxion bus 197 in the direction of Amsterdam in front of Schiphol train station and alight at Museumplein (€2.80, about 35 minutes). Walk to the hotel in about 9 minutes.



CitizenM Amsterdam City

Prinses Irenestraat 30
1077 WX Amsterdam
T +31(0)20 8117090
I <http://www.citizenm.com/amsterdam-city/>

Public transport from Schiphol (Amsterdam) Airport to the hotel

At the airport, follow (yellow) signs to the train station.

- Before boarding, buy a one-way train ticket to Amsterdam Zuid Station (€ 2.50, 2nd class tickets, just one stop, 6 minutes) from the ticket windows. Trains leave very

frequently from the platforms below in the direction of Amersfoort, Groningen, Enschede, Lelystad or Hilversum.

Once at Amsterdam Zuid station, take the north exit (Burger King side) and walk straight, crossing the square of the WTC buildings, under a bridge with Amsterdam bicycles and a square, then turn the street to the right. You are at the Prinses Irenestraat, citizenM Amsterdam City is a few meters walk.

Qbic Hotel

Mathijs Vermeulenpad 1
1077 XX Amsterdam
The Netherlands
T +31 43 3211111
F +31 43 3100712
E info@qbichotels.com
I <http://www.qbichotels.com/>

Public transport from Schiphol (Amsterdam) Airport to the hotel

At the airport, follow (yellow) signs to the train station.

- Before boarding, buy a one-way train ticket to Amsterdam Zuid Station (€ 2.50, 2nd class tickets, just one stop, 6 minutes) from the ticket windows. Trains leave very frequently from the platforms below in the direction of Amersfoort, Groningen, Enschede, Lelystad or Hilversum.

Once at Amsterdam Zuid station, take the north exit (Burger King side) and walk straight to WTC buildings. The hotel is situated inside the World Trade Centre.

Holiday Inn Express

Zwaansvliet 20
1081AP Amsterdam
T +31208203040
F +31208203041
I <http://www.hiexpress.com/holidayinnexpress/hotels/gb/en/amsterdam/amsam/hoteldetail/directions>

Public transport from Schiphol (Amsterdam) Airport to the hotel

At the airport, follow (yellow) signs to the train station.

- Before boarding, buy a one-way train ticket to Amsterdam Zuid Station (€ 2.50, 2nd class tickets, just one stop, 6 minutes) from the ticket windows. Trains leave very frequently from the platforms below in the direction of Amersfoort, Groningen, Enschede, Lelystad or Hilversum.

At Amsterdam Zuid Station leave the train platform at the Schiphol side (West: called 'VU / Parnassusweg'), go to the left (direction 'Buitenveldert'). After 300 m cross the De Boelelaan and tram tracks and take **Tram 5** in the direction of Westwijk from the Tram Stop at the right. Alight at Van Boshuizenstraat stop. From the tram/metro stop, walk towards the side of the shops. From here you keep to the right and you will see the hotel.

When you arrive at Amsterdam Central Station, you can also opt to **buy a handy multiple-day GVB TICKET for unlimited public transport** within Amsterdam as

described below. You can start using the multiple-day GVB ticket on the tram; or otherwise buy a single journey (1-hour) ticket (€ 2.80) on the tram. These multiple disposable tickets are probably also available at the Tourist office at Schiphol: VVV Schiphol Plaza/ Schiphol Airport, Aankomstpassage 40 / Arrivals 2 and the bookstore AKO Schiphol Plaza, Aankomstpassage 1 (arrival passage 1).

For time tables/prices, please visit the Dutch door-to-door journey planner on the following website: <http://9292.nl/en>

Taxi option

The **taxi option** is more expensive – costs around € 40. **Agree on the price before hand** (many taxis have a standard maximum price for Schiphol to Amsterdam South neighbourhood, where your hotel is). The taxi should always have the meter running and visible to you. Some taxis **will** agree that if the amount on the meter at the hotel is less than the maximum rate quoted, you should pay the amount on the meter (sometimes this saves you a euro or two). Find out before you depart, because although Amsterdam has some very friendly taxi drivers it also has some sneaky ones who try to get tourists who have just arrived to pay more than they should.

3 Dinner

A dinner will be organized for Thursday evening for all participants to join at Kantjil & de Tijger. More information will follow.

4 Catering during the meeting

- Coffee and tea will be provided during workshop breaks
- Soup, various rolls with meat, cheese and smoked salmon, fruit, milk and orange juice will be provided during the lunch breaks.

5 Weather in Amsterdam

Consider bringing an umbrella, and footwear suitable for walking in wet weather. Expect temperatures between 10 and 20 degrees Celsius. Please consult the following website for the current weather forecast before you leave for the Netherlands: http://www.knmi.nl/index_en.html.

6 Tourism Amsterdam: <http://www.iamsterdam.com/en/visiting>.

7 Bicycles

Amsterdam is very flat and home to even more bicycles than people. Be careful not to walk on the special bicycle paths everywhere, which look a little bit like sidewalks next to the road for cars.



8 Safety in Amsterdam

Amsterdam is generally a safe city. The main thing to look out for is **pickpockets, especially on the train to/from Schiphol**. Exercise the normal level of caution you would in any big city. Your hotel is located in a very safe part of the city, not far from the University by tram.

9 Arriving at Schiphol Airport in Amsterdam

Schiphol (Amsterdam) is famous for being user-friendly, even though it is a big, busy airport. The key is to **follow the clear yellow signs**. When you arrive, follow the other passengers to the baggage claim area. You can pick up your bag at the conveyor belt number with your flight number on it (indicated on signs). When you have picked up your luggage, proceed to the exit area. Customs officials may interview you on your way out. Then follow the yellow signs to the trains/buses/taxis in a large hall, from where you can catch a train, bus or taxi to your hotel.

Delayed checked luggage? In the baggage claim area there is a baggage service desk where you can report checked luggage that doesn't arrive on the conveyor belt before you leave the airport. They give you a form to fill in and when the bags arrive later, they will deliver them to your hotel free of charge.

10 Public Transportation between hotel and meeting

To get back and forth between the hotel and IVM, you can buy a single one-hour "GVB Ticket" – a Public transport ticket – on the tram (€ 2.80). This is the cheapest option if you only take public transport once to IVM and once back to the hotel (twice a day).

However there are also tickets for unlimited travel in Amsterdam which you can buy for 1 to 7 days use. This will save you money and time on your tram trips within Amsterdam compared to buying single tickets on the tram.

These tickets are activated the first time you use them and last for 24h, 48h or 72h, depending which one you buy.

24 hours (1 day)	€ 7.50
48 hours (2 days)	€ 12.00
72 hours (3 days)	€ 16.50



Up to 7-day tickets do exist (see below), but are only available for purchase at **GVB Tickets & Info Stationsplein opposite Amsterdam Central Station** (open Mon-Fri: 7am - 9pm Sat, Sun & holidays: 10am - 6pm) and at Amsterdam Zuid WTC Train Station located near the VU (open Mon-Fri: 7am - 6pm). **An ideal time to buy the GVB ticket is when you take the train from the airport into the city and arrive at the Amsterdam railway station.**

96 hours (4 days)	€ 21.00
120 hours (5 days)	€ 26.00
144 hours (6 days)	€ 29.50
168 hours (7 days)	€ 32.00

You have to check in/out when you enter/exit the vehicle. Checking in and out is done by beeping the card against the special pink-coloured spots on the machines near entrances and exits (see photo, right).



11 Telephone

Making calls from your hotel room is **very expensive**. Most local telephones are card-operated. Telephone cards are available at post offices, tobacco stores and several tourist offices. The international access code to call abroad from the Netherlands is 00, plus the code of the country you wish to call. We recommend if you want to phone home to call by skype or by buying a telephone card.

12 Currency

As in most European countries, the currency of the Netherlands is the Euro (symbolised as EUR or €). Other currencies are normally not accepted, so be sure to change dollars, etc. at one of the currency exchange offices located throughout the city, although the best option is to get your money from an ATM at Schiphol at your arrival. Most shops and restaurants in Amsterdam accept credit cards, but not all. It is therefore recommended to either ask before you order or ensure you have a sufficient amount in cash to cover the bill. Most shops and restaurants do not accept € 200 - € 500 notes.

13 Tipping

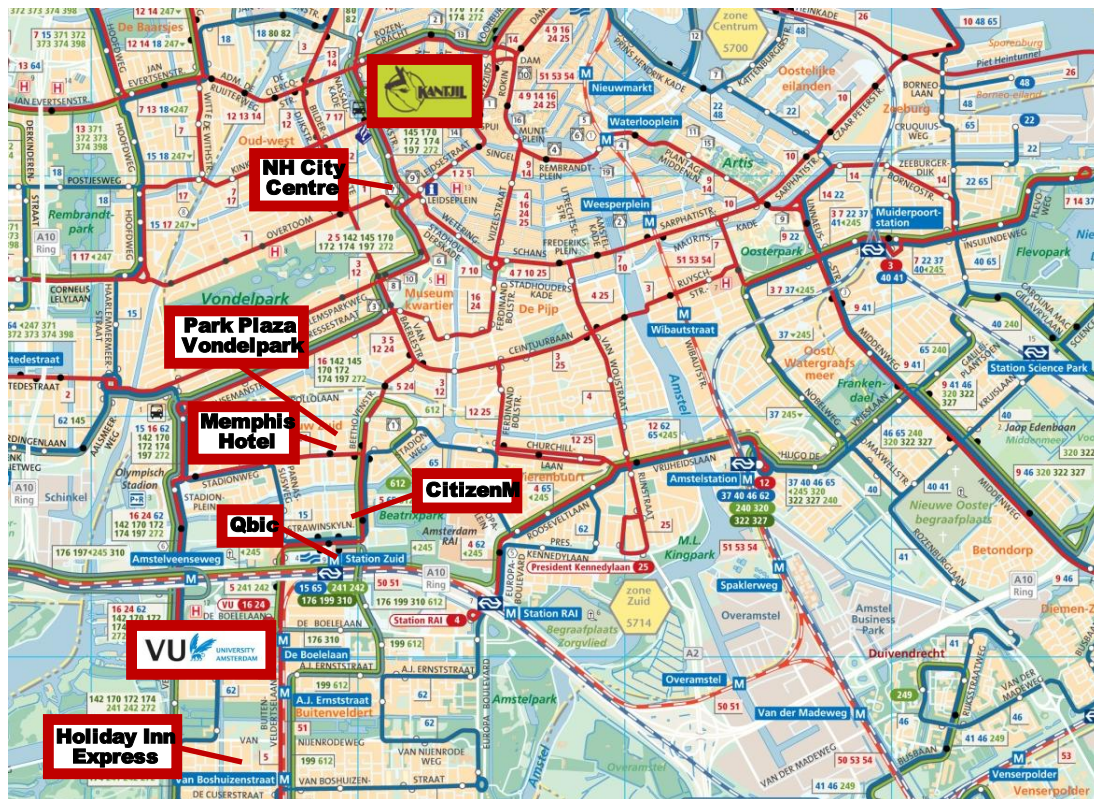
Service is always included. It is however customary to tip in restaurants, bars and when paying for taxis. As a general rule tipping between 5 - 10% is acceptable.

14 Smoking

Smokers can smoke in designated areas outside on the VU campus during the breaks. Your hotel room is probably also a non-smoking room - please ask at the hotel reception desk before smoking in your room. Smoking is prohibited in public places in the Netherlands. The exception to the rule is very small café's have special permission to allow smoking indoors.

15 How to get to IVM/VU University

From the hotels



NH Amsterdam Centre

Take **Tram 5** at Leidseplein in the direction of Amstelveen Binnenhof and alight at the VU tram stop (De Boelelaan/VU). The tram comes 8 (or more during rush hour) times an hour. Trip takes about 20 minutes. See map of university campus below for directions how to walk to IVM.

Park Plaza Vondelpark and Memphis Hotel

Take **Tram 16** in the direction of VU Medisch Centrum from the “EMMASTRAAT/De Lairessestraat” stop and alight at **De Boelelaan/VU** stop. Trip takes about 15 minutes. See map of university campus below for directions how to walk to IVM.

CitizenM Amsterdam City

Walking distance is about 15-20 minutes, but you can also take **Tram 5** from the Pr. Irenestraat stop and alight at **De Boelelaan/VU** stop. Trip takes about 5 minutes.

Qbic Hotel

Walking distance is about 15 minutes, but you can also take **Tram 5** from the Strawinskyiaan stop and alight at **De Boelelaan/VU** stop.

Holiday Inn Express

Walking distance is about 15-20 minutes, but you can also take Tram 5 or Metro 51 in the direction of Centraal Station from the Boshuizenstraat stop and alight at **De Boelelaan/VU** stop.

From Amsterdam Central Station

- **Express Tram 51** (16 minutes), in the underground station, alight: at the VU tram stop (De Boelelaan/VU).
- **Tram 5** (30 minutes), right on the station square, alight: at the VU tram stop (De Boelelaan/VU).
- **Tram 16/24** (35 minutes), left on the station square, alight: at VU Medisch Centrum tram stop.

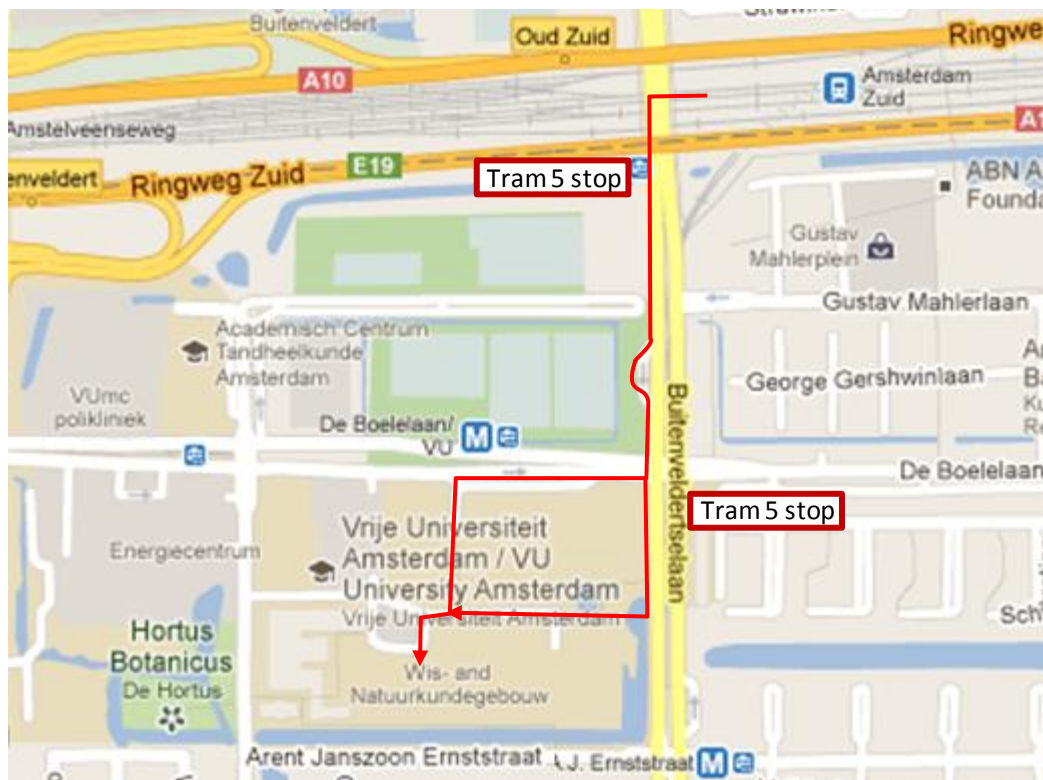
From Station Amsterdam Zuid WTC

- Walking (6 minutes), leave the train platform at the Schiphol side (West: called 'VU / Parnassusweg'), go to the left (direction 'Buitenveldert'). After 300 m cross the De Boelelaan and turn right (see map below). IVM is situated behind the main building (1105) as can be seen on the figure below.
- **Tram 5** (1 minute), direction Amstelveen, alight: at the tram stop De Boelelaan/VU.

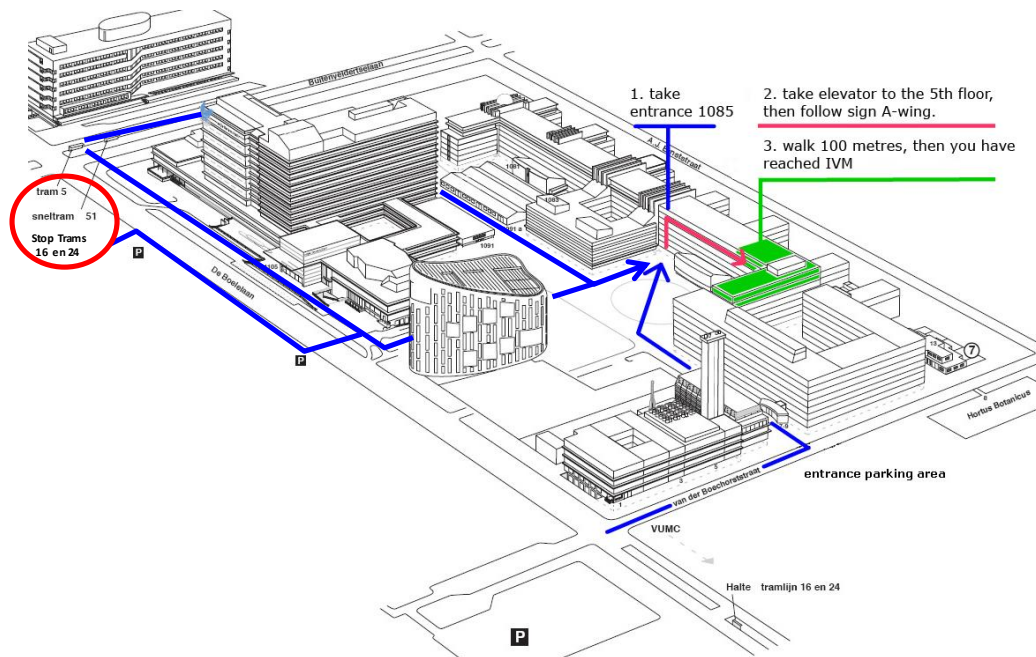
From Schiphol airport

Travellers arriving at Schiphol can take the train to Amsterdam Zuid WTC (€ 2.50, 2nd class ticket) (the first stop, 6 minutes). The direction of the trains that stop at Amsterdam Zuid WTC is Amersfoort, Groningen, Enschede, Lelystad or Hilversum.

Map showing the route to take to reach IVM from Station Zuid



Map of the VU University Campus showing the entrance to take to reach IVM.

**Rooms C-541 and C-543****Institute for Environmental Studies (IVM)**

VU University Amsterdam
De Boelelaan 1085 (visiting address)
1081 HV Amsterdam
The Netherlands

T +31-20-5989 555

F +31-20-5989 553

E info.ivm@vu.nl

I www.ivm.vu.nl

16 Directions to Schiphol Airport from IVM

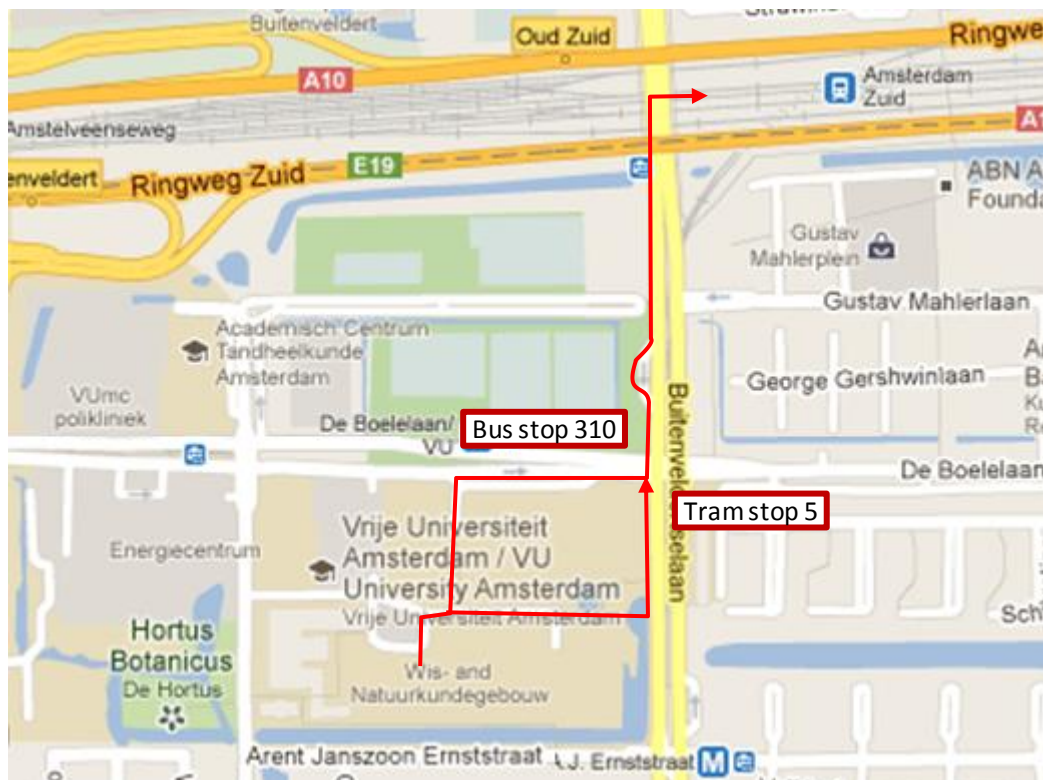
By train

Walk to the Amsterdam Zuid WTC Train Station (10 minutes) or take Tram 5 in direction Centraal Station (one stop). See map below.

Walking towards the city centre from the VU main building, following tram tracks.

When you reach the overpass, cross the street and you will be at the train station. You can buy your one way ticket to Schiphol airport from a yellow machine at the bottom of the stairs - (€ 2.50 in coins; certain bank cards are also taken). Platforms 3&4 for trains to Schiphol Airport are up the stairs. Tickets can also be purchased in the train station main building at the other end of the platforms.

Trains leave frequently (about 12 trains per hour, see www.ns.nl). Train trip takes only 6-8 minutes.



By bus

Take bus 310 from the bus stop De Boelelaan/VU in front of the main building and alight at bus stop Airport/Plaza, Schiphol (20 minutes). Busses go every 15 minutes.