

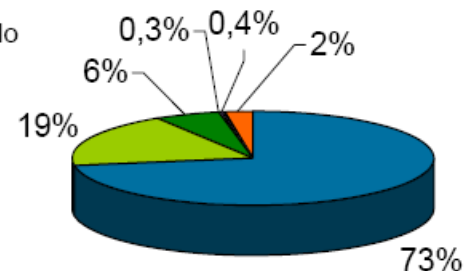
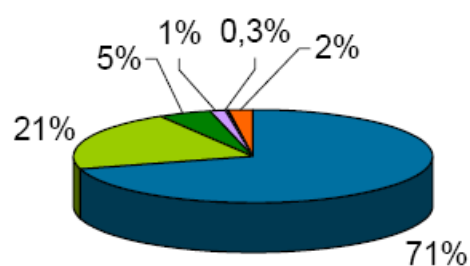
# Spain Natural Gas Sector: Outlook 2009

Geneva, January 2010



# DEMAND

Unidad : GWh	2008	Año actual 2009	
	real	12.28	%s/año 2008
<b>Mercado NACIONAL</b>	<b>449.389</b>	<b>402.285</b>	<b>-10,5%</b>
-Convencional nacional	261.921	241.157	-7,9%
-Sector eléctrico	187.468	161.128	-14,1%
Exportaciones C.I.	<b>2.145</b>	<b>11.588</b>	<b>+440%</b>
Salidas valle Guadalquivir	<b>1.441</b>	<b>1.492</b>	<b>+4%</b>
<b>Transporte actividad regulada</b>	<b>452.976</b>	<b>415.366</b>	<b>-8%</b>
Tránsito GME a REN	<b>28.318</b>	<b>21.900</b>	
<b>Total SALIDAS</b>	<b>481.294</b>	<b>437.265</b>	<b>-9%</b>



# DEMAND

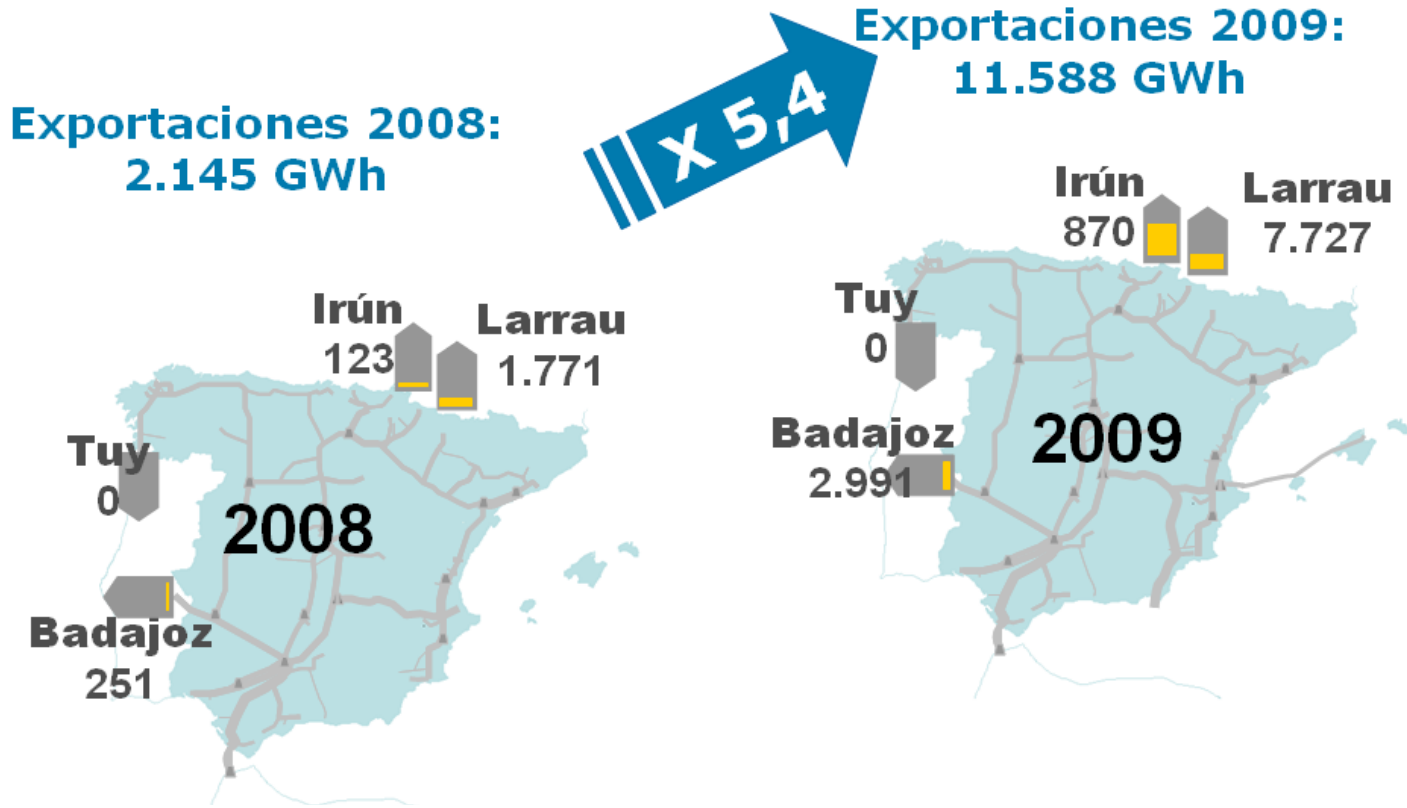
growth 2009/2008	1st Quarter	2nd Quarter	3rd Quarter	4th Quarter
Conventional	-8,90%	-10,90%	-7,00%	-5,00%
Electric	-31,00%	-14,70%	-4,40%	-6,00%
Total	-17,20%	-12,50%	-5,70%	-5,30%
<b>GDP</b>	<b>-3,20%</b>	<b>-4,20%</b>	<b>-4,00%</b>	<b>-3,20%</b>

# SUPPLY

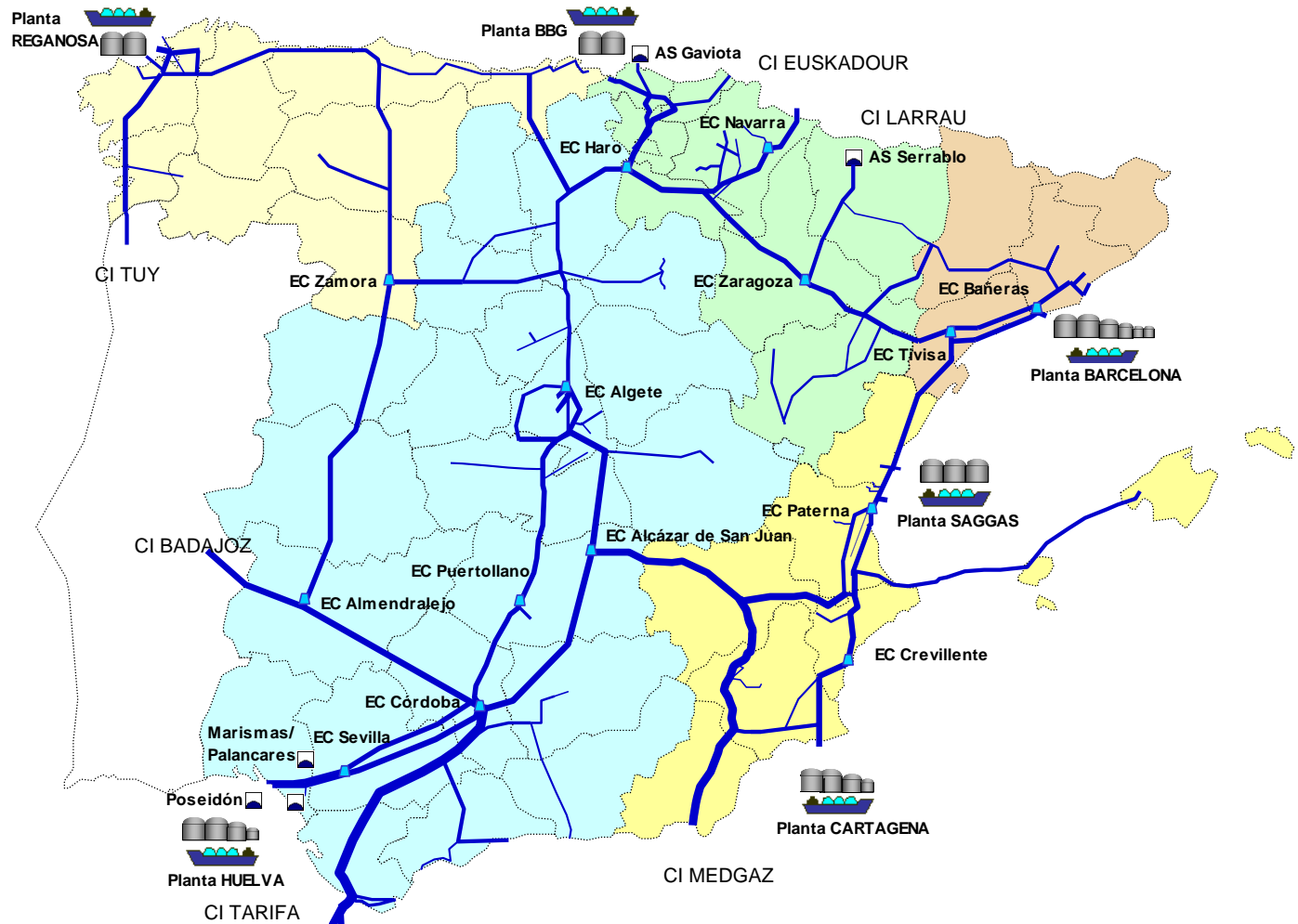
<i>Unidad : GWh</i>	real 2008		cierre 2009		
	GWh	%	GWh	%	
↓ Argelia GN	103.691	} 35%	80.803	} 34%	↓
Argelia GNL	56.814		60.582		
Qatar GNL	53.611	12%	50.217	12%	
↑ Omán GNL	7.820	2%	23.106	6%	↑
↓ Nigeria GNL	86.676	19%	58.794	14%	↓
Egipto GNL	56.986	12%	47.057	11%	
↑ Noruega GN	20.807	} 7%	22.360	} 9%	↑
Noruega GNL	11.478		15.773		
Francia GN	1.489	0,3%	1.599	0,4%	
Libia GNL	6.090	1%	8.249	2%	
T&T GNL	50.053	11%	41.935	10%	
Guinea Ecuatorial GNL	945	0,2%	-		
Yemen GNL	-		1.096	0,3%	
Otros GNL	1.107	0,2%	-		
Nacional GN	1.334	0,3%	1.728	0,4%	
<b>TOTAL</b>	<b>458.901</b>	<b>100%</b>	<b>413.300</b>	<b>100%</b>	

# SUPPLY

Unidad: GWh

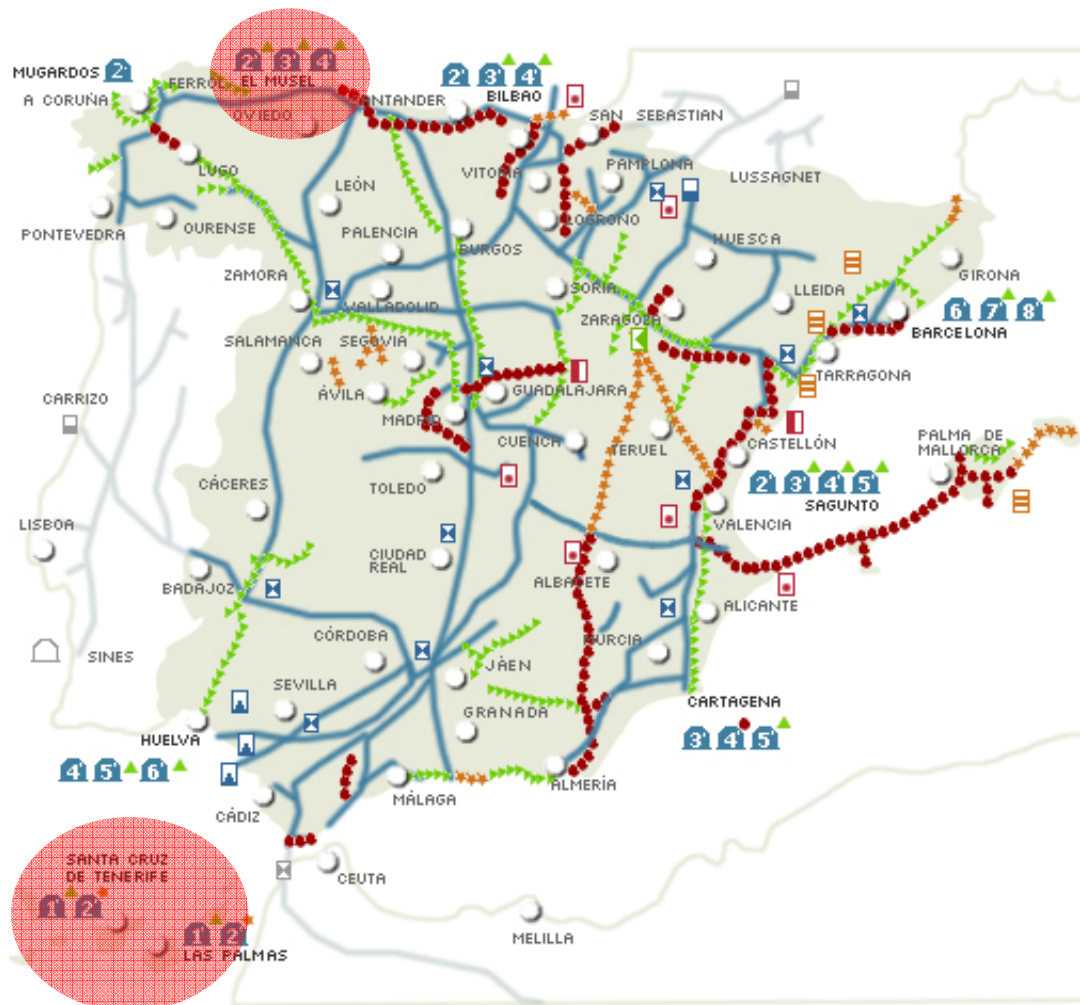


# RUNNING INFRASTRUCTURE



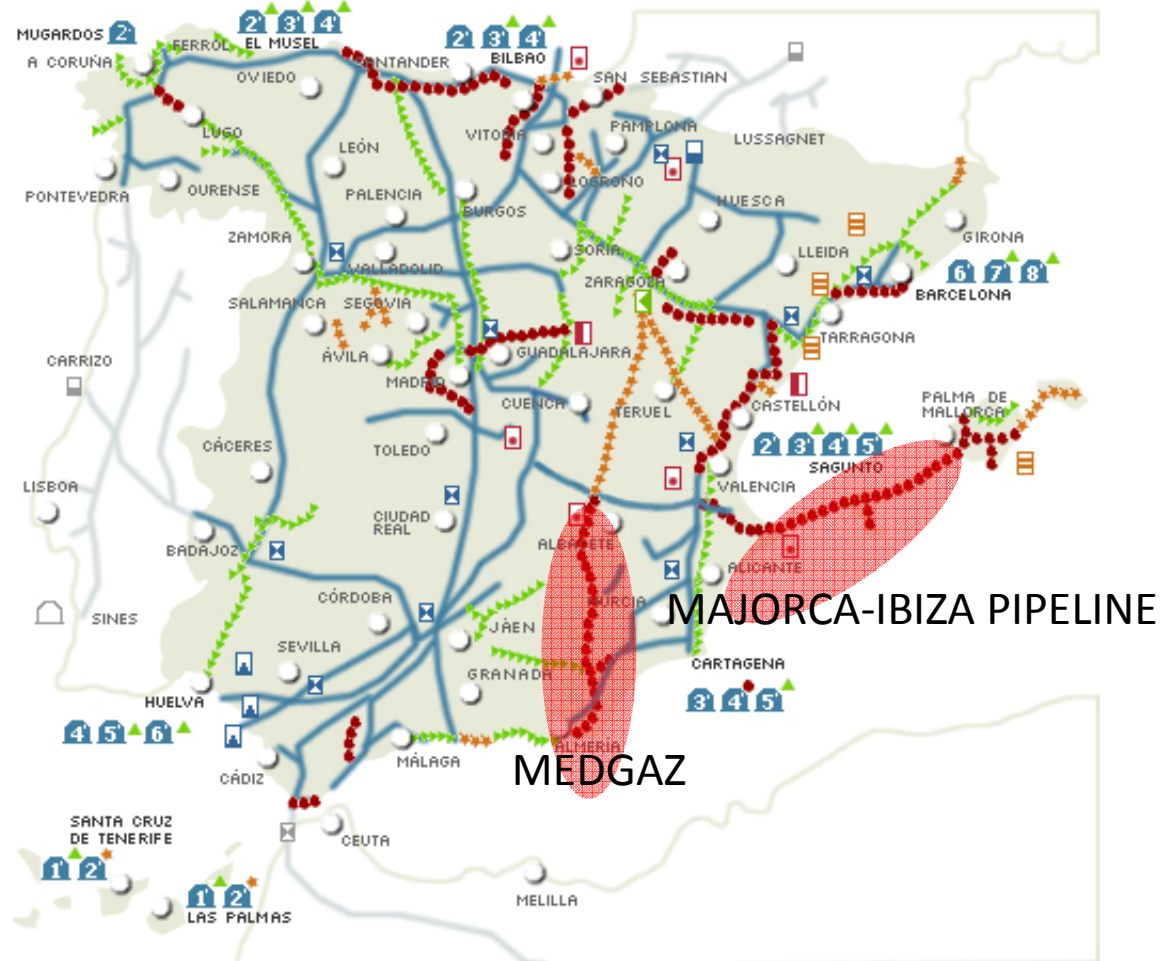
Source: ENAGAS

# MANDATORY PLANNING 2008-2016 (LNG PLANTS)



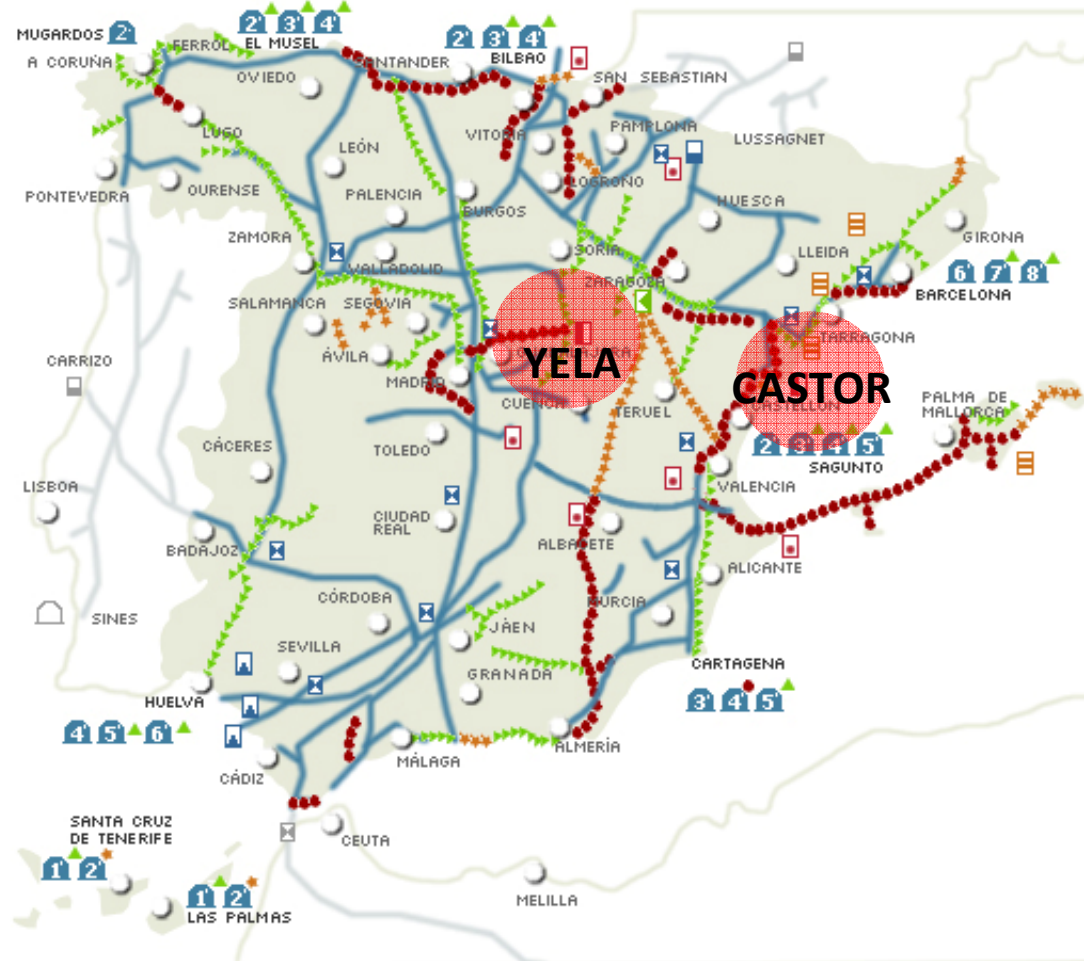
Source: ENAGAS

# MANDATORY PLANNING 2008-2016 (PIPELINES)



Source: ENAGAS

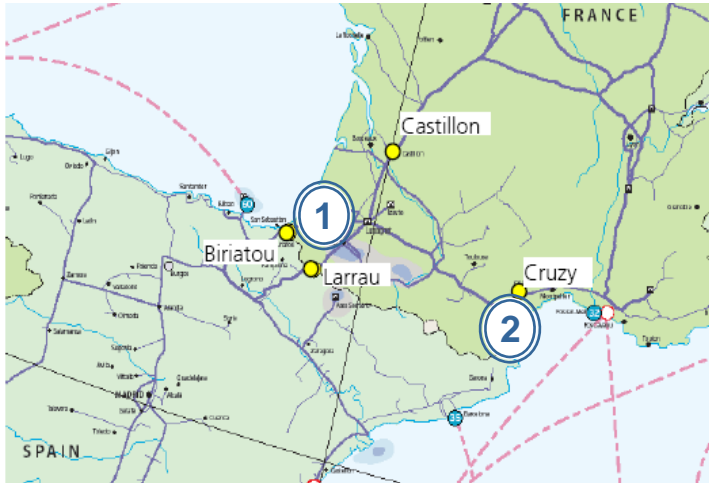
# MANDATORY PLANNING 2008-2016 (UNDERGROUND STORAGES)



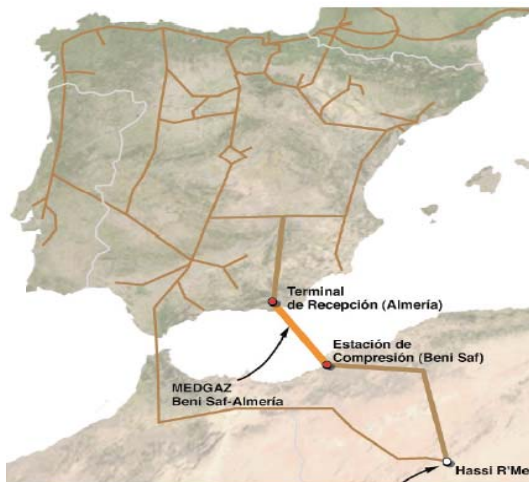
Source: ENAGAS

# INTERCONNECTION CAPACITY

## Spain-France Interconnection



## Spain-Algeria Interconnection



Capacity		FRANCE to SPAIN Gwh/d	SPAIN to FRANCE GWh/d
Current Status	LARRAU	87	0
	EUSKADOUR	0/10	5/3
	<b>TOTAL</b>	<b>87/97</b>	<b>5/3</b>
		<b>2,9 bcm</b>	<b>0,1 bcm</b>
		x 2 ↓	↓ x 53
① 2011	LARRAU	165	165
	EUSKADOUR	55	37/35
	<b>TOTAL</b>	<b>220</b>	<b>200</b>
		<b>6,9 bcm</b>	<b>6,3 bcm</b>
		x 2 ↓	↓ x 2
② 2015	MIDCAT	200	230
	<b>TOTAL</b>	<b>420</b>	<b>430</b>
<b>2015 Total IC Capacity</b>		<b>13,2 bcm</b>	<b>13,5 bcm</b>

Source: ENAGAS

**Thank you for your attention**